

Vehicle Information

Date: January 10, 2019
Vehicle: 2018 Mercedes-Benz GLC Class Utility 4D GLC300 AWD
 2.0L I4 Turbo
VIN: WDCOG4KB6JV034007
Weight: 4,001



New Cars/Trucks Values

Powered by Chrome Data	Base	Options	Destination	Adjusted Value
Base MSRP	\$42,050	\$3,430	\$995	\$46,475
NADA New Vehicle Values				
Low	\$34,626	\$2,824	\$995	\$38,445
Average	\$36,510	\$2,978	\$995	\$40,483
High	\$39,766	\$3,244	\$995	\$44,005

Optional Equipment

	Invoice	MSRP
BLIND SPOT ASSIST Code: 234-A	\$512.00	\$550.00
HEATED FRONT SEATS Code: 873	\$539.00	\$580.00
PANORAMA ROOF Code: 413	\$1395.00	\$1500.00
PREMIUM PACKAGE -inc: 115V AC Power Outlet, KEYLESS GO, Blind Spot Assist, SiriusXM Satellite Radio, free trial period Code: P01	\$1256.00	\$1350.00
SIRIUSXM SATELLITE RADIO -inc: free trial period Code: 536	\$428.00	\$460.00
STANDARD PAINT Code: -PAINT	\$0.00	\$0.00
BLACK Code: 040	\$0.00	\$0.00
BURL WALNUT WOOD TRIM Code: 731	\$0.00	\$0.00
SILK BEIGE/BLACK, MB-TEX UPHOLSTERY Code: 115-0	\$0.00	\$0.00
WHEELS: 18" 5-SPOKE (R31) (STD) Code: R31	\$0.00	\$0.00

Standard Equipment



ENTERTAINMENT

- 2 LCD Monitors In The Front
- 6 Speakers
- Audio Theft Deterrent
- Radio w/Seek-Scan, Clock, Aux Audio Input Jack, Steering Wheel Controls, Radio Data System, Weatherband and External Memory Control
- Radio: Audio 20 w/Single CD -inc: pre-wiring for GARMIN Map Pilot, 2 USB ports, Bluetooth, HD Radio and central controller w/7 high-mounted tablet-style color display
- Turn-By-Turn Navigation Directions
- Window Grid Antenna

EXTERIOR

- Aluminum Wheels w/Silver w/Painted Accents
- Body-Colored Front Bumper w/Chrome Rub Strip/Fascia Accent
- Body-Colored Power Heated Side Mirrors w/Driver Auto Dimming, Power Folding and Turn Signal Indicator
- Body-Colored Rear Bumper w/Black Rub Strip/Fascia Accent and Chrome Bumper Insert
- Chrome Door Handles
- Chrome Grille
- Chrome Side Windows Trim and Black Front Windshield Trim
- Clearcoat Paint
- Deep Tinted Glass
- Fixed Rear Window w/Fixed Interval Wiper, Heated Wiper Park and Defroster
- Fully Automatic Aero-Composite Halogen Daytime Running Lights Preference Setting Headlamps w/Delay-Off
- Galvanized Steel/Aluminum Panels
- Perimeter/Approach Lights
- Power Liftgate Rear Cargo Access
- Rain Detecting Variable Intermittent Wipers w/Heated Jets
- Rear Fog Lamps
- Rocker Panel Extensions and Black Wheel Well Trim
- Roof Rack Rails Only
- Tailgate/Rear Door Lock Included w/Power Door Locks
- Tires: P235/60R18 All-Season Run-Flat
- Wheels: 18" 5-Spoke (R31)

INTERIOR

- 12-Way Power Passenger Seat -inc: Power Recline, Height Adjustment, Fore/Aft Movement, Cushion Tilt, Manual Cushion Extension and Power 4-Way Lumbar Support
- 14-Way Power Driver Seat -inc: Power Recline, Height Adjustment, Cushion Extension, Fore/Aft Movement, Cushion Tilt and Power 4-Way Lumbar Support
- 2 Seatback Storage Pockets
- 3 12V DC Power Outlets
- 40-20-40 Folding Bench Front Facing Fold Forward Seatback Rear Seat
- Air Filtration
- Analog Display
- Ashtray
- Cargo Net
- Cargo Space Lights
- Carpet Floor Trim
- Cruise Control
- Day-Night Auto-Dimming Rearview Mirror
- Delayed Accessory Power
- Driver And Passenger Visor Vanity Mirrors w/Driver And Passenger Illumination
- Driver Foot Rest
- Dual Zone Front Automatic Air Conditioning
- Engine Immobilizer
- Fade-To-Off Interior Lighting
- FOB Controls -inc: Trunk/Hatch/Tailgate, Windows and Remote Engine Start
- Front And Rear Map Lights
- Front Bucket Seats -inc: Power Driver Seat & Steering Column w/Memory, 4-Way Lumbar Support
- Front Center Armrest and Rear Center Armrest w/Storage
- Front Cigar Lighter(s)
- Front Cupholder
- Front Seats w/Leatherette Back Material and Power 4-Way Driver Lumbar
- Full Carpet Floor Covering -inc: Carpet Front And Rear Floor Mats
- Full Cloth Headliner
- Full Floor Console w/Covered Storage, Mini Overhead Console w/Storage and 3 12V DC Power Outlets
- Gauges -inc: Speedometer, Odometer, Engine Coolant Temp, Tachometer, Trip Odometer and Trip Computer
- Homelink Garage Door Transmitter
- HVAC -inc: Underseat Ducts, Residual Heat Recirculation and Console Ducts
- Illuminated Locking Glove Box
- Interior Trim -inc: Chrome/Aluminum Interior Accents
- Leather Steering Wheel w/Auto Tilt-Away
- Leatherette Door Trim Insert
- Locking Cargo Area Concealed Storage
- mbrace Connect Selective Service Internet Access
- MB-Tex Upholstery
- Memory Settings -inc: Driver Seat, Door Mirrors and Steering Wheel
- Outside Temp Gauge
- Perimeter Alarm



Licensed to J.D. Power

- Power (driver Only) Anti-Whiplash w/Tilt Front Head Restraints and Manual Adjustable Rear Head Restraints
- Power 1st Row Windows w/Front And Rear 1-Touch Up/Down
- Power Door Locks w/Autolock Feature
- Power Fuel Flap Locking Type
- Power Rear Windows and Fixed 3rd Row Windows
- Power Tilt/Telescoping Steering Column
- Proximity Key For Push Button Start Only
- Rear Cupholder
- Redundant Digital Speedometer
- Refrigerated/Cooled Box Located In The Glovebox, Driver / Passenger And Rear Door Bins
- Remote Keyless Entry w/Integrated Key Transmitter, Illuminated Entry and Panic Button
- Remote Releases -Inc: Power Cargo Access
- Roll-Up Cargo Cover
- Smart Device Integration
- Systems Monitor
- Tracker System
- Trip Computer
- Trunk/Hatch Auto-Latch
- Urethane Gear Shift Knob
- Valet Function

MECHANICAL

- 1466# Maximum Payload
- 150 Amp Alternator
- 17.4 Gal. Fuel Tank
- 4-Wheel Disc Brakes w/4-Wheel ABS, Front And Rear Vented Discs, Brake Assist, Hill Hold Control and Electric Parking Brake
- 60-Amp/Hr Maintenance-Free Battery
- Automatic Ride Control Adaptive Suspension
- Axle Ratio: 3.27
- Dual Stainless Steel Exhaust w/Chrome Tailpipe Finisher
- Electric Power-Assist Speed-Sensing Steering
- Engine Auto Stop-Start Feature
- Engine: 2.0L Turbo 4-Cylinder
- Front And Rear Anti-Roll Bars
- Full-Time 4MATIC All-Wheel Drive
- Gas-Pressurized Shock Absorbers
- GVWR: 5,291 lbs
- Multi-Link Front Suspension w/Coil Springs
- Multi-Link Rear Suspension w/Coil Springs
- Permanent Locking Hubs
- Towing Equipment -inc: Trailer Sway Control
- Transmission w/TouchShift Sequential Shift Control w/Steering Wheel Controls
- Transmission: 9G-TRONIC Automatic -inc: DYNAMIC SELECT

SAFETY

- ABS And Driveline Traction Control
- Airbag Occupancy Sensor
- BabySmart Childseat Sensor and Rear Child Safety Locks
- Back-Up Camera
- Collision Prevention Assist Plus
- Crosswind Assist Electronic Stability Control (ESC)
- Curtain 1st And 2nd Row Airbags
- Driver Knee Airbag
- Dual Stage Driver And Passenger Front Airbags
- Dual Stage Driver And Passenger Seat-Mounted Side Airbags
- mbrace Emergency Sps
- Outboard Front Lap And Shoulder Safety Belts -inc: Rear Center 3 Point, Height Adjusters and Pretensioners
- Side Impact Beams
- Tire Specific Low Tire Pressure Warning

Vehicle Information

CRASH TEST RATING


US NHTSA CRASH TEST RESULTS:

Overall Rating: *****

Overall Frontal Barrier Crash Rating: *****

Overall Side Crash Rating: *****

Side Barrier Rating: *****



Side Barrier Rating Note: These ratings do not apply to vehicles with optional rear seat torso airbags.

Combined Side Barrier and Pole Ratings:

Front Seat Rating: ***** Rear Seat Rating: *****

Overall Rollover Rating: *****

Dynamic Test Result: No Tip

Risk of Rollover: 18.40%

Note Regarding Driver Rating:

Male: Average sized adult male dummy in 35-MPH crash into fixed barrier. Rating is evaluation of injury to head, neck, chest, legs. Female: Small-sized adult female dummy in 35-mph crash into fixed barrier. Rating is evaluation of injury to head, neck, chest, legs.

Rollover Note: Dynamic (moving) test results (Tip or No Tip) and measured rollover-related properties determine vehicle's risk of rollover in single vehicle crash and its rollover rating. The Rollover Resistance Rating utilizes a "fishhook" maneuver which is a series of abrupt turns at varying speeds to see how "top-heavy" a vehicle is.

RECALL

US NHTSA CAMPAIGN ID:
17V627000

Mfg's Report Date:
OCT 05, 2017

Component:
AIR BAGS:FRONTAL

Potential Number Of Units Affected:
495290

Summary:

Mercedes-Benz USA, LLC (MBUSA) is recalling these vehicles: 2014-2018 CLA250, CLA250 4Matic, CLA45 AMG 4Matic, 2015-2018 GLA250, GLA250 4Matic, GLA45 AMG 4Matic, C300 4Matic, C63S AMG, 2012-2014 C250, C350, C300 4Matic, E550 4Matic, 2013-2014 C63 AMG, 2012-2015 C250 Coupe, C350 Coupe, C63 AMG Coupe, 2013-2015 C350 4Matic Coupe, GLK250 4Matic BlueTec, GLK350, GLK350 4Matic, 2016-2017 C350e, C43 AMG, 2015 C400 4Matic, 2016-2018 C63 AMG, GLC300, GLC300 4Matic, 2017-2018 C300 Coupe, C300 4Matic Coupe, C43 AMG, C63 AMG Coupe, C63S AMG Coupe, C300 Cabriolet, C300 4Matic Cabriolet, C43 AMG Cabriolet, C63 AMG Cabriolet, C63S AMG Cabriolet, GLC300 4Matic Coupe, GLC43 AMG, GLC43 AMG Coupe, 2014 E350 Coupe, E350 4Matic Coupe, E350 Cabriolet, E400 Hybrid, 2015-2017 E400 Coupe, E400 4Matic Coupe, E400 Cabriolet, 2014-2017 E550 Coupe, E550 Cabriolet, B250e, 2014-2016 E250 BlueTec, E63 AMG 4Matic Wagon, 2012-2013 E350 BlueTec, 2012-2016 E350, E350 4Matic, 2015-2016 E400, E400 4Matic, 2012 E63 AMG, 2014-2015 E250 4Matic BlueTec, 2013-2016 E350 Wagon, 2017 GLC300d 4Matic, and 2018 GLC350e 4Matic. The driver's air bag may unexpectedly deploy due to insufficient grounding of the steering components if an electrostatic discharge occurs and the air bag clockspring is broken.

Consequence:

If the driver air bag inadvertently deploys, it can increase the risk of injury and a crash.

Remedy:

MBUSA will notify owners, and dealers will add sufficient grounding to the steering components, free of charge. The recall began in December 6, 2017. Owners may contact MBUSA customer service at 1-877-496-3691.

Manufacturer Recall Number:
2017110011
US NHTSA CAMPAIGN ID:
17V715000

Mfg's Report Date:
NOV 13, 2017

Component:
VISIBILITY:SUN ROOF ASSEMBLY

Potential Number Of Units Affected:
9379

Summary:

Mercedes-Benz USA, LLC (MBUSA) is recalling certain 2017-2018 GLC300, GLC300 4Matic, and GLC43 AMG vehicles. The fixed panoramic sun roof frontal and side plastic panels may have insufficient bonding, allowing the panels to separate during vehicle operation.

Consequence:

If the sun roof panels detach from the vehicle, it can increase the risk of a crash or injury for following traffic.

Remedy:

MBUSA will notify owners, and dealers will inspect the bonding on the sun roof panels, correcting it as necessary, free of charge. The recall is expected to begin December 2017. Owners may contact MBUSA customer service at 1-800-367-6372. MBUSA's number for this recall is 2017110009.

Dates of Manufacture:
MAR 06, 2017 to AUG 03, 2017

Manufacturer Recall Number:
2017110009



US NHTSA CAMPAIGN ID:
18V208000

Mfg's Report Date:
MAR 28, 2018

Component:
AIR BAGS:FRONTAL:DRIVER SIDE INFLATOR MODULE

Potential Number Of Units Affected:
57

Summary:
Mercedes-Benz USA LLC (MBUSA) is recalling certain 2018 AMG GT, AMG GT C, GLC43 AMG 4Matic, GLC300, GLC300 4Matic and GLC350e 4Matic vehicles. The housing for the driver side air bag inflator may have been made with defective steel. In the event of an air bag deployment, the defective steel may cause the inflator to improperly inflate the driver-side air bag and potentially rupture.

Consequence:
In the event of a crash involving driver air bag deployment, an improperly inflated air bag and/or an inflator rupture with sharp metal fragments might result in serious injury or death to the driver or to occupants.

Remedy:
MBUSA will notify owners, and dealers will replace the front driver air bag module, free of charge. The recall is expected to begin May 29, 2018. Owners may contact MBUSA customer service at 1-800-367-6372.

Dates of Manufacture:
JAN 22, 2018 to FEB 06, 2018

Manufacturer Recall Number:
2018050003
US NHTSA CAMPAIGN ID:
18V177000

Mfg's Report Date:
MAR 14, 2018

Component:
STRUCTURE:BODY:ROOF AND PILLARS

Potential Number Of Units Affected:
121858

Summary:
Mercedes Benz USA LLC (MBUSA) is recalling certain 2017-2018 GLC43 AMG, 2016-2018 GLC300 4Matic, 2016-2018 GLC300, 2018 GLC63 AMG 4Matic, and 2018 GLC350e 4Matic vehicles. The seat belt latch plates (the parts that insert into the buckles) for the outboard rear seats may retract into the interior paneling, preventing the occupants from being able to use the seat belts.

Consequence:
If the rear seat passengers cannot fasten their seat belts, they have an increased risk of injury in the event of a crash.

Remedy:
MBUSA will notify owners, and dealers will install a buffer to the c-pillar paneling, free of charge. The recall is expected to begin May 14, 2018. Owners may contact MBUSA customer service at 1-800-367-6372. MBUSA's number for this recall is 2018030012.

Dates of Manufacture:
MAR 05, 2015 to MAR 07, 2018

Manufacturer Recall Number:
2018030012

WARRANTY

Basic:
4 Years/50,000 Miles

Drivetrain:
4 Years/50,000 Miles

Corrosion:
4 Years/50,000 Miles

Roadside Assistance:
4 Years/50,000 Miles

Technical Specifications

Brakes



Licensed to J.D. Power

- Brake ABS System (Second Line) N/A
- Brake ABS System 4-Wheel
- Brake Type 4-Wheel Disc
- Disc - Front (Yes or) Yes
- Disc - Rear (Yes or) Yes
- Drum - Rear (Yes or)
- Front Brake Rotor Diam x Thickness 13.5in
- Rear Brake Rotor Diam x Thickness 12.6in
- Rear Drum Diam x Width in

Cargo Area Dimensions

- Cargo Area Length @ Floor to Seat 1 61.3in
- Cargo Area Length @ Floor to Seat 2 36.6in
- Cargo Area Length @ Floor to Seat 3 N/Ain
- Cargo Area Width @ Beltline N/Ain
- Cargo Box (Area) Height 31.8in
- Cargo Box Width @ Wheelhousings 43.3in
- Cargo Volume to Seat 1 56.5ft³
- Cargo Volume to Seat 2 19.4ft³
- Cargo Volume to Seat 3 19.4ft³

Cooling System

- Total Cooling System Capacity N/Aqts

Electrical

- Cold Cranking Amps @ 0Å° F (Primary) N/A
- Maximum Alternator Capacity (amps) 150

Emissions

- EPA Greenhouse Gas Score 5.0
- Tons/yr of CO₂ Emissions @ 15K mi/year 7.4

Engine

- Displacement 2.0 L/121
- Engine Order Code
- Engine Type Intercooled Turbo Premium Unleaded I4
- Fuel System Gasoline Direct Injection
- SAE Net Horsepower @ RPM 241 @ 5500
- SAE Net Torque @ RPM 273 @ 1300

Exterior Dimensions


- Height, Overall 64.5in
- Length, Overall N/Ain
- Lifterover Height 28.5in
- Min Ground Clearance 5.9in
- Rear Door Opening Height N/Ain
- Rear Door Opening Width N/Ain
- Track Width, Front 63.9in
- Track Width, Rear 63.7in
- Wheelbase 113.1in
- Width, Max w/o mirrors 74.4in

Fuel Tank

- Aux Fuel Tank Capacity, Approx N/Agal
- Fuel Tank Capacity, Approx 17.4gal

Interior Dimensions

- Front Head Room 41.9in
- Front Hip Room N/Ain
- Front Leg Room 40.8in
- Front Shoulder Room 57.3in
- Passenger Capacity 5
- Passenger Volume N/Aft³
- Second Head Room 38.5in
- Second Hip Room N/Ain
- Second Leg Room 37.3in



- Second Shoulder Room N/Ain

Mileage

- Cruising Range - City 365.40mi
- Cruising Range - Hwy 487.20mi
- EPA Fuel Economy Est - City 21MPG
- EPA Fuel Economy Est - Hwy 28MPG
- EPA MPG Equivalent - City N/A
- EPA MPG Equivalent - Combined N/A
- EPA MPG Equivalent - Hwy N/A
- Fuel Economy Est-Combined 24MPG

Steering

- Lock to Lock Turns (Steering) N/A
- Steering Ratio (:1), Overall N/A
- Steering Type Rack-Pinion
- Turning Diameter - Curb to Curb 38.7ft
- Turning Diameter - Wall to Wall N/Aft

Suspension

- Shock Absorber Diameter - Front N/Amm
- Shock Absorber Diameter - Rear N/Amm
- Stabilizer Bar Diameter - Front N/Ain
- Stabilizer Bar Diameter - Rear N/Ain
- Suspension Type - Front (Cont.) Multi-Link
- Suspension Type - Front Multi-Link
- Suspension Type - Rear (Cont.) Multi-Link
- Suspension Type - Rear Multi-Link

Tires

- Front Tire Order Code
- Front Tire Size P235/60HR18
- Rear Tire Order Code
- Rear Tire Size P235/60HR18
- Spare Tire Order Code
- Spare Tire Size

Trailer


- Dead Weight Hitch - Max Tongue Wt. 350lbs
- Dead Weight Hitch - Max Trailer Wt. 3500lbs
- Maximum Trailering Capacity 3500lbs
- Wt Distributing Hitch - Max Tongue Wt. 350lbs
- Wt Distributing Hitch - Max Trailer Wt. 3500lbs

Transmission

- Clutch Size N/Ain
- Drivetrain All Wheel Drive
- Eighth Gear Ratio (:1) 0.72
- Fifth Gear Ratio (:1) 1.21
- Final Drive Axle Ratio (:1) 3.27
- First Gear Ratio (:1) 5.50
- Fourth Gear Ratio (:1) 1.66
- Ninth Gear Ratio (:1) N/A
- Reverse Ratio (:1) 4.93
- Second Gear Ratio (:1) 3.33
- Seventh Gear Ratio (:1) 0.86
- Sixth Gear Ratio (:1) 1.00
- Third Gear Ratio (:1) 2.31
- Trans Description Cont. Again
- Trans Description Cont. Automatic w/OD
- Trans Order Code
- Trans Type 9
- Transfer Case Gear Ratio (:1), High N/A
- Transfer Case Gear Ratio (:1), Low N/A

Vehicle

- EPA Classification Small Sport Utility Vehicles 4WD



Licensed to J.D. Power

Weight Information

- Base Curb Weight 4001lbs
- Curb Weight - Front N/Albs
- Curb Weight - Rear N/Albs
- Curb Weight N/Albs
- Maximum Payload Capacity N/Albs
- Total Option Weight 0.00lbs

Wheels

- Front Wheel Material Aluminum
- Front Wheel Size 18 X 8in
- Rear Wheel Material Aluminum
- Rear Wheel Size 18 X 8in
- Spare Wheel Material
- Spare Wheel Size in