



Drug Shortage Impact Survey 2018

LS THE DRUG SHORTAGE APP™
SAVES LIVES. SAVES MONEY. SAVES TIME.

Table of Contents

1

Summary

2-3

Question 1-2: Pain felt around shortages, top drug shortage challenges

4-5

Questions 3-4: Time spent managing shortages, annual spending to mitigate shortages

6-7

Questions 5-6: Impact of having an app to help manage, current evaluation status

Summary

Purpose

The purpose was to better understand the challenges faced by hospital and health system staff as they manage drug shortages. We received a 16% response rate.

This survey was distributed by LogicStream Health, developers of The Drug Shortage App, to pharmacy staff at hospitals throughout the United States.

The majority of respondents have one of the following job titles: Director of Pharmacy, Pharmacy Manager, Clinical Coordinator, Pharmacy Buyer or Chief Pharmacy Officer.

Demographic

Out of all respondents, 84 percent belonged to organizations with between 200 and 1,000 staffed beds. Twelve percent were less than 200 staffed beds and four percent were over 1,000 staffed beds.

87 percent of respondents are not currently evaluating any sort of application to help with drug shortages.

56 percent of respondents agreed that an application to help manage shortages would be useful in some way to their team.

Question 1:

On a scale of 1 to 10, with 10 being excruciating, how painful are drug shortages for your team?



96%

83%

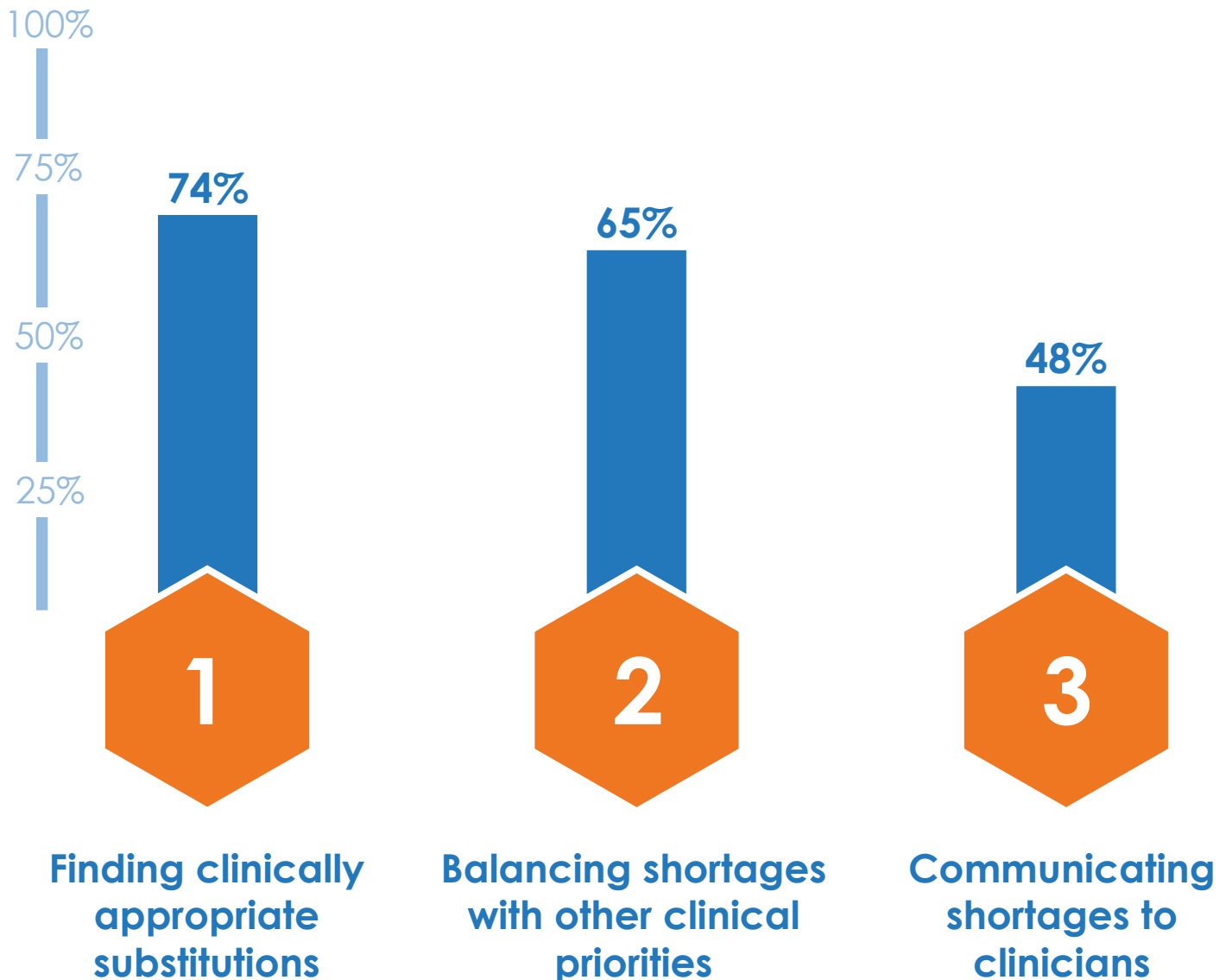
Out of all respondents, **96%** said their pain was a **six** or above.

83% said their pain was an **eight** or above.

Question 2:

What are your top three challenges with drug shortages?

The top drug shortage challenges are listed below, along with the percentage of respondents that chose them.




Other top challenges included:

- Being more proactive about shortages
- Excess spending in the secondary market
- Rolling back IT system changes when a shortages ends


Question 3:

How many hours per week does your team spend managing drug shortages?


Out of all respondents, **84%** said they spend more than five hours per week managing shortages. **56%** said they spend more than nine hours a week. **12%** were not sure.




0-4 hours (4%)



5-8 hours (28%)



9-12 hours (24%)








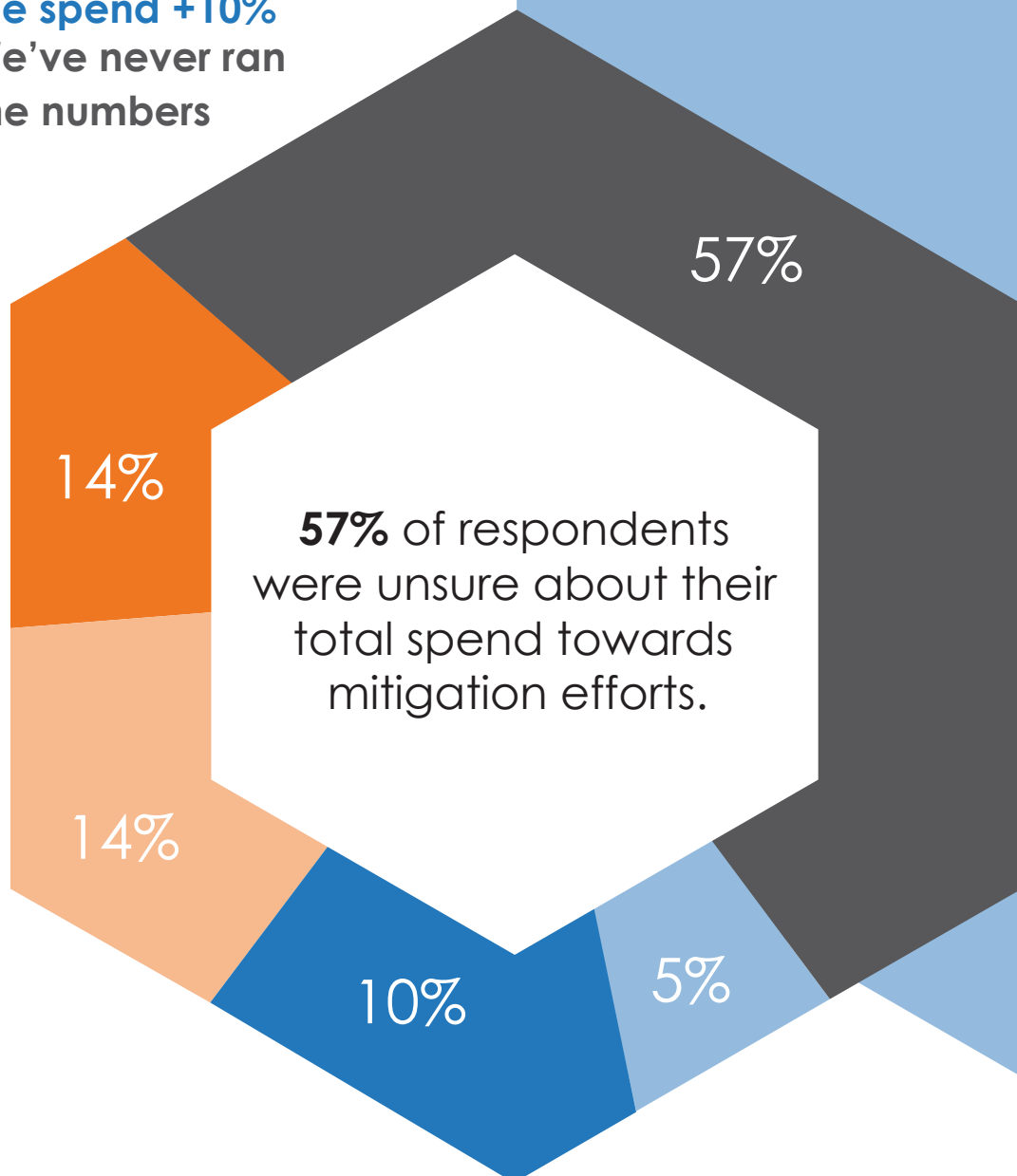
12+ hours (32%)

Question 4:

What percentage of your pharmacy budget* is spent annually to mitigate shortages?

*Pharmacy budget can include alternatives / substitutions from secondary markets, pharmacist time, IT time and any other associated costs.

-  We spend 0-1%
-  We spend 2-5%
-  We spend 6-10%
-  We spend +10%
-  We've never ran the numbers





LS THE DRUG SHORTAGE APP™

Want to see The Drug Shortage App from LogicStream Health™? Visit the Contact Us page at www.logicstreamhealth.com to request a demo.