



Simple Device Setup - Laptops

To start protecting your child's laptop, please ensure you have **created a Family Zone account**, via your schools Cyber Safety Hub - <https://www.familyzone.com/coct>

Once you have done this, remember your Family Zone user account details (email address & password) as you will need them later to complete the process.

Now go and get **your Child's laptop** to put the Mobile Zone software (app) on it.

On your child's laptop:

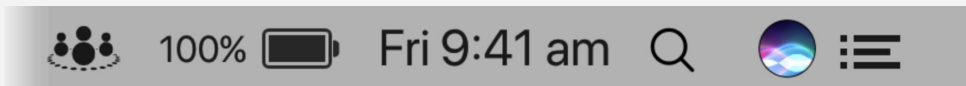
1. Go to <https://www.familyzone.com/laptops>
2. **Download the software** - click the download link that corresponds to the type of laptop your child has (Windows, Mac or Chromebooks).
3. **Install the software** - double click on the Installer you've just downloaded and follow the prompts to install the software.
4. **Register the device** - click the new Family Zone icon that will appear in your taskbar (for Windows), menu bar (for Macs) or browser (for Chromebooks) - then enter your account details and assign the device to your child.



Simple Device Setup - Apple Laptops (MacBooks)

Does your child have a Mac Laptop?

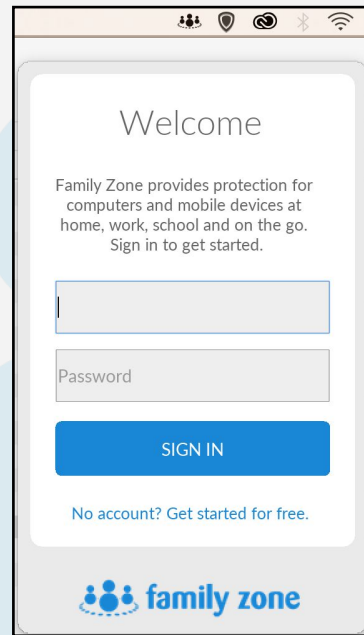
On a Mac laptop you will find the Family Zone icon in your toolbar along the **top**, as shown in the below pictures.



The Family Zone icon looks like this



Click on the Family Zone icon and sign in with your Family Zone user account details (which you created in the first step)






Simple Device Setup - Windows Laptops

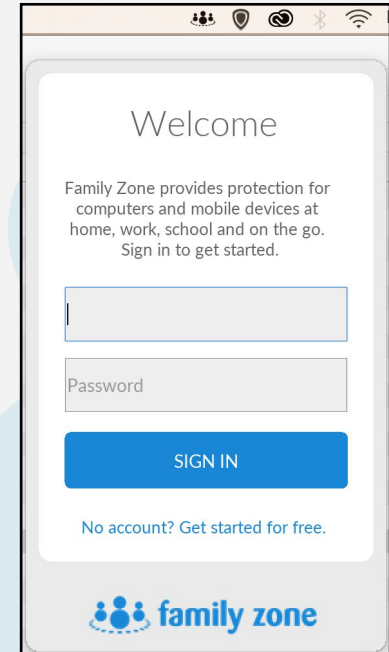
Does your child have a Windows Laptop?
On a Windows laptop you will find the Family Zone icon in your toolbar along the bottom, as shown in the below picture.

Click on the Family Zone icon and sign in with your Family Zone user account details (which you created in the first step)



The Family Zone icon looks like this

Please note you might need to click the ^ to open the toolbar to see the Family Zone icon





Simple Device Setup - Assign device

Lastly don't forget to assign the laptop to the child who owns/uses it

That's it! Your child's laptop is now linked to your Family Zone account.

You can Log in to your Family Zone account at any time via your Schools Cyber Safety Hub; <https://www.familyzone.com/coct>

Click here to watch a video of the [Windows activation](#)

Click here to watch a video of the [Mac activation](#)

Assign device

School Laptop

Charlotte Belt

Charlotte Belt

Winston Belt

ASSIGN

Cancel

family zone

family zone

This device belongs to Charlotte Belt

Currently School

REQUEST A CHANGE

family zone

For more info - see our Solutions & Guides [here](#)