

Van Buren County



APPORTIONMENT REPORT

2016

Revised 11/29/2016
Approval at Board of Commissioners Meeting
December 8th, 2016.

TABLE OF CONTENTS

<u>TOPIC</u>	<u>PAGES</u>
INTRODUCTION LETTER	i
MCL 211.37	ii
State Tax Commission Report L-4402 - Certification and Statements	
<u>UNIT REPORTS</u>	
REVENUE COMPARISON GRAPH	1
CERTIFIED TAX MILLAGE RATES	2-15
REVENUE DOLLARS PER INDIVIDUAL UNIT	16-65
<u>UNIT TOTALS</u>	
SCHOOL TAX DOLLARS BY DISTRICT	66-67
INTERMEDIATE SCHOOL TAX DOLLARS BY DISTRICT	68
COMMUNITY COLLEGE TAX DOLLARS BY UNIT	69
STATE EDUCATION TAX DOLLARS BY UNIT	70
COUNTY TAX DOLLARS BY UNIT	71
COUNTY TAX DOLLAR GRAPH	72
INDIVIDUAL UNIT TAX DOLLARS	73
LIBRARY TAX DOLLARS BY UNIT	74
RENAISSANCE ZONES	75



EQUALIZATION DEPARTMENT

219 PAW PAW STREET, SUITE 302
PAW PAW, MI 49079-1423
PHONE (269) 657-8243 x16 FAX (269) 657-8235

Revised for Approval at the December 8, 2016 Board of Commissioners Meeting.

Date: Tuesday, November 29, 2016

To: Users of this report

From: Edward VanderVries - MMAO IV, PPE - Director

This report is for information purposes only.

In using this report, I caution that the millage rates on pages 2 thru 15 do **not** include any tax levies for special assessments, IFT tax levies, tax administration fees, delinquent interests or penalties. Some special assessment totals do appear **for information purposes only** in the separate unit totals between pages 16 thru 65.

If you need exact figures on individual parcels, please contact your unit or county treasurer.

I wish to thank the following people for the information and assistance they each supplied:

Karen Makay, County Treasurer

Tina Leary, County Clerk

THE GENERAL PROPERTY TAX ACT (EXCERPT)
Act 206 of 1893

211.37 County board of commissioners; determination of money for county purposes; apportionment of money, state tax, and indebtedness of county; correction of certificates, statements, papers, records or proceedings; spread of money on assessment rolls; applicability of section.

Sec. 37.

The county board of commissioners, at a session held not later than October 31 in each year, shall ascertain and determine the amount of money to be raised for county purposes, and shall apportion the amount and also the amount of the state tax and indebtedness of the county to the state among the several townships in the county in proportion to the valuation of the taxable real and personal property as determined by the board, or as determined by the state tax commission upon appeal in the manner provided by law for that year, which determination and apportionment shall be entered at large on county records. The board, at a session held not later than October 31 in each year, shall also examine all certificates, statements, papers, and records submitted to it, showing the money to be raised in the several townships for school, highway, drain, township, and other purposes. It shall hear and consider all objections made to raising that money by any taxpayer affected. If it appears to the board that any certificate, statement, paper, or record is not properly certified or is in any way defective, or that any proceeding to authorize the raising of the money has not been had or is in any way imperfect, the board shall verify the same, and if the certificate, statement, paper, record, or proceeding can then be corrected, supplied, or had, the board shall authorize and require the defects or omissions of proceedings to be corrected, supplied, or had. The board may refer any or all the certificates, statements, papers, records, and proceedings to the prosecuting attorney, who shall investigate and without delay report in writing his or her opinion to the board. The board shall direct that the money proposed to be raised for township, school, highway, drain, and all other purposes authorized by law shall be spread upon the assessment roll of the proper townships, wards, and cities. This action and direction shall be entered in full upon the records of the proceedings of the board and shall be final as to the levy and assessment of all the taxes, except if there is a change made in the equalization of any county by the state tax commission upon appeal in the manner provided by law. The direction for spread of taxes shall be expressed in terms of millages to be spread against the taxable values of properties and shall not direct the raising of any specific amount of money. This section does not apply when section 36(2) applies and shall not prevent the township clerk from providing a certification to the county clerk pursuant to section 36(1). If a certification is provided pursuant to section 36(1), the county board of commissioners shall meet and direct or amend its direction for the spread of millages by local units in the county pursuant to the certification.

History: 1893, Act 206, Eff. June 12, 1893 ;-- CL 1897, 3860 ;-- Am. 1909, Act 292, Eff. Sept. 1, 1909 ;-- Am. 1913, Act 201, Eff. Aug. 14, 1913 ;-- CL 1915, 4031 ;-- CL 1929, 3425 ;-- CL 1948, 211.37 ;-- Am. 1968, Act 347, Eff. Nov. 15, 1968 ;-- Am. 1973, Act 135, Imd. Eff. Nov. 2, 1973 ;-- Am. 1994, Act 415, Imd. Eff. Dec. 29, 1994 ;-- Am. 2009, Act 49, Imd. Eff. June 18, 2009

Popular Name: Act 206

Certification Statement

I hereby certify that this Statement Showing Mills Apportioned by the County Board of Commissioners and submitted to the State Tax Commission is a true statement of all ad valorem millages apportioned by the County Board of Commissioners of the

County of Van Buren for the year 2016

Edna K. Van Buren

Signature of County Equalization Director

NOTARIZATION

Karen Makay

Notary Public

Van Buren


County, Michigan

STATE OF MICHIGAN

County of Van Buren } ss

Subscribed before me this 29th Day of November in the year 2016

My commission expires 5-25, 2020



**Statement Showing Mills Apportioned by the County Board of Commissioners
of the County of VAN BUREN for the Year 2016**

(A) County Name	(B) Taxable Value*	(C) County Allocated Rate / SET	(D) Est. County Allocated / SET Tax Dollars	(E) Total County Extra Voted Operating Rate	(F) Est. County EV Oper. Tax Dollars	(G) Total County Debt Rate	(H) Est. County Debt Tax Dollars	(I) Total Est. County Tax Dollars	(BB) Taxable Value of RenZone	
VAN BUREN	\$3,164,712,787	4.4719	\$ 14,152,279.11	2.8002	\$ 8,861,828.75	0.0000	\$ -	\$ 23,014,107.86	\$1,364,534	
STATE ED. TAX	\$3,133,638,758	6.0000	\$ 18,801,832.55	Taxable value for SET excludes the Industrial Personal Class of Property.						

*Sections (B) and (K) Exclude Renaissance Zone Taxable Value

(J) Local Unit Name Townships Cities Villages Listed Alphabetically	(K) Taxable Value*	(L) Total Allocated / Charter Rate	(M) Est. Local Allocated / Charter Tax Dollars	(N) Total Other Extra Voted / General Law Operating Rate	(O) Est. Local EV / GL Oper Tax Dollars	(P) Total Debt Rate	(Q) Est. Local Debt Tax Dollars	(R) Total Est. Local Tax Dollars	(KK) Taxable Value of RenZone
ALMENA TWP.	\$168,387,945	0.7776	\$ 130,938.47	2.1336	\$ 359,272.52	0.0000	\$ -	\$ 490,210.99	
ANTWERP TWP.	\$344,615,452	0.8806	\$ 303,468.37	0.2488	\$ 85,740.32	0.0000	\$ -	\$ 389,208.69	\$1,364,534
ARLINGTON TWP.	\$55,888,454	0.7498	\$ 41,905.16	2.2402	\$ 125,201.31	0.0000	\$ -	\$ 167,106.48	
BANGOR TWP.	\$61,819,571	0.8411	\$ 51,996.44	4.2500	\$ 262,733.18	0.0000	\$ -	\$ 314,729.62	
BLOOMINGDALE TWP.	\$87,615,470	0.7131	\$ 62,478.59	4.1264	\$ 361,536.48	0.0000	\$ -	\$ 424,015.07	
COLUMBIA TWP.	\$83,524,317	0.7569	\$ 63,219.56	4.3000	\$ 359,154.56	0.0000	\$ -	\$ 422,374.12	
COVERT TWP.	\$697,832,128	0.8258	\$ 576,269.77	5.4670	\$ 3,815,048.24	0.0000	\$ -	\$ 4,391,318.02	
DECATUR TWP.	\$83,453,111	0.8981	\$ 74,949.24	2.2500	\$ 187,769.50	0.0000	\$ -	\$ 262,718.74	
GENEVA TWP.	\$89,851,340	0.7731	\$ 69,464.07	3.2174	\$ 289,087.70	0.0000	\$ -	\$ 358,551.77	
HAMILTON TWP.	\$52,566,723	0.7706	\$ 40,507.92	2.2351	\$ 117,491.88	0.0000	\$ -	\$ 157,999.80	
HARTFORD TWP.	\$66,387,045	0.8285	\$ 55,001.67	2.3769	\$ 157,795.37	0.0000	\$ -	\$ 212,797.03	
KEELER TWP.	\$137,340,562	0.6935	\$ 95,245.68	2.7061	\$ 371,657.29	0.0000	\$ -	\$ 466,902.97	
LAWRENCE TWP.	\$104,776,883	1.0000	\$ 104,776.88	1.2500	\$ 130,971.10	0.0000	\$ -	\$ 235,747.99	
PAW PAW TWP.	\$243,290,202	0.8340	\$ 202,904.03	0.2500	\$ 60,822.55	0.0000	\$ -	\$ 263,726.58	
PINE GROVE TWP.	\$84,664,592	0.7070	\$ 59,857.87	3.7019	\$ 313,419.85	0.0000	\$ -	\$ 373,277.72	
PORTER TWP.	\$129,557,322	0.7032	\$ 91,104.71	1.2500	\$ 161,946.65	0.0000	\$ -	\$ 253,051.36	
SOUTH HAVEN TWP.	\$144,477,498	0.5604	\$ 80,965.19	1.5900	\$ 229,719.22	0.0000	\$ -	\$ 310,684.41	
WAVERLY TWP.	\$63,299,947	0.6739	\$ 42,657.83	2.2423	\$ 141,937.47	0.0000	\$ -	\$ 184,595.31	
BANGOR CITY	\$31,362,581	14.3604	\$ 450,379.21	1.7500	\$ 54,884.52	0.0000	\$ -	\$ 505,263.72	
GOBLES CITY	\$12,546,915	16.1471	\$ 202,596.29	0.2500	\$ 3,136.73	0.0000	\$ -	\$ 205,733.02	
HARTFORD CITY	\$33,299,266	12.1410	\$ 404,286.39	3.4877	\$ 116,137.85	0.0000	\$ -	\$ 520,424.24	
SOUTH HAVEN CITY	\$388,155,463	10.2171	\$ 3,965,823.18	4.2840	\$ 1,662,858.00	0.0000	\$ -	\$ 5,628,681.18	
BLOOMINGDALE VLG	\$4,955,300	9.6719	\$ 47,927.17	3.8685	\$ 19,169.58	0.0000	\$ -	\$ 67,096.74	
BREEDSVILLE VLG	\$2,355,236	6.3734	\$ 15,010.86	0.0000	\$ -	0.0000	\$ -	\$ 15,010.86	
DECATUR VLG	\$32,401,025	11.4487	\$ 370,949.61	3.0000	\$ 97,203.08	0.0000	\$ -	\$ 468,152.69	
LAWRENCE VLG	\$12,890,776	11.0627	\$ 142,606.79	4.4248	\$ 57,039.11	0.0000	\$ -	\$ 199,645.89	
LAWTON VLG	\$39,027,241	11.4594	\$ 447,228.77	5.5001	\$ 214,653.73	0.0000	\$ -	\$ 661,882.49	
MATTAWAN VLG	\$57,559,587	4.4473	\$ 255,984.75	0.0000	\$ -	0.0000	\$ -	\$ 255,984.75	\$1,364,534
PAW PAW VLG	\$86,262,856	11.2697	\$ 972,156.51	4.5077	\$ 388,847.08	0.0000	\$ -	\$ 1,361,003.58	

**Statement Showing Mills Apportioned by the County Board of Commissioners
of the County of VAN BUREN for the Year 2016**

(A) Authority (Dist. Libraries, DDAs, Transit, Metro, Fire, etc.)	(B) Taxable Value*	(C) Total Operating Rate	(D) Est. Authority Oper. Tax Dollars	(E) Total Debt Rate	(F) Est. Authority Debt Tax Dollars	(G) Est. Total Authority Tax Dollars	(BB) RenZone Taxable Value
DIST. LIBRARY - DOWAGIAC	\$116,807,183	0.7069	\$ 82,571.00	0.0000	\$ -	\$ 82,571.00	
DIST. LIBRARY - HARTFORD	\$99,686,311	1.5193	\$ 151,453.41	0.0000	\$ -	\$ 151,453.41	
DIST. LIBRARY - PAW PAW	\$435,526,861	1.7507	\$ 762,476.88	0.4150	\$ 180,743.65	\$ 943,220.52	
DIST. LIBRARY - VAN BUREN	\$1,830,647,511	1.0917	\$ 1,998,517.89	0.0000	\$ -	\$ 1,998,517.89	\$1,364,534
DECATUR DDA		1.8314	\$ -	0.0000	\$ -	\$ -	

Statement Showing Mills Apportioned by the County Board of Commissioners
of the County of VAN BUREN for the Year 2016

(A) Local K12 School District Name	(B) Total Taxable Value*	(C) Total NonHomestead Taxable Value*	(D) Total Commercial Personal Taxable Value*	(G) Non Homestead Operating Rate	(H) Est. NH Operating Tax Dollars	(I) Total Debt Sinking Fund Bldg Site Rate	(J) Est. Debt Sinking Fund Bldg Site Tax Dollars	(M) Total Est. Local K12 School Tax Dollars	(BB) Total RenZone Taxable Value	(GG) Non Homestead Comm.Pers. Operating Rate
*Sections (B), (C) and (D) Exclude Renaissance Zone Taxable Value										
BANGOR	\$187,694,471	\$74,437,101	\$1,476,700	18.0000	\$ 1,348,728.02	4.8474	\$ 909,830.18	\$ 2,258,558.20		6.0000
BANGOR TWP. (WOOD)	\$5,509,181	\$1,773,987		16.8588	\$ 29,907.29	0.0000	\$ -	\$ 29,907.29		4.8588
BLOOMINGDALE	\$104,471,971	\$42,451,807	\$3,258,300	17.9820	\$ 782,859.54	7.7000	\$ 804,434.18	\$ 1,587,293.72		5.9820
COLOMA	\$241,262	\$134,823		17.9226	\$ 2,416.38	3.7000	\$ 892.67	\$ 3,309.05		5.9226
COVERT	\$702,757,174	\$94,359,345	\$1,013,600	18.0000	\$ 1,704,549.81	0.0000	\$ -	\$ 1,704,549.81		6.0000
DECATUR	\$134,734,801	\$90,656,758	\$8,299,300	17.8362	\$ 1,665,408.44	7.4300	\$ 1,001,079.57	\$ 2,666,488.01		5.8362
DOWAGIAC UNION	\$116,807,183	\$43,785,845	\$271,000	17.8992	\$ 785,330.28	5.9000	\$ 689,162.38	\$ 1,474,492.66		5.8992
GOBLES	\$161,537,767	\$118,035,819	\$745,500	18.0000	\$ 2,129,117.74	11.0000	\$ 1,776,915.44	\$ 3,906,033.18		6.0000
HARTFORD	\$128,640,313	\$41,051,032	\$1,922,100	17.9370	\$ 747,743.87	7.7500	\$ 996,962.43	\$ 1,744,706.29		5.9370
LAWRENCE	\$123,603,485	\$45,475,076	\$768,400	17.7826	\$ 813,108.44	6.8000	\$ 840,503.70	\$ 1,653,612.13		5.7826
LAWTON	\$200,468,506	\$62,331,087	\$1,477,200	18.0000	\$ 1,130,822.77	9.1000	\$ 1,824,263.40	\$ 2,955,086.17		6.0000
MARCELLUS	\$22,460,291	\$6,564,191	\$191,900	18.0000	\$ 119,306.84	6.5000	\$ 145,991.89	\$ 265,298.73		6.0000
MATTAWAN	\$235,534,980	\$54,571,549	\$1,986,300	18.0000	\$ 994,205.68	7.1400	\$ 1,691,462.53	\$ 2,685,668.21	1,364,534	6.0000
OTSEGO	\$8,671,934	\$1,493,998	\$316,800	18.0000	\$ 28,792.76	8.5000	\$ 73,711.44	\$ 102,504.20		6.0000
PAW PAW	\$435,526,861	\$133,584,872	\$10,474,400	18.0000	\$ 2,467,374.10	8.2000	\$ 3,571,320.26	\$ 6,038,694.36		6.0000
SOUTH HAVEN	\$592,565,191	\$351,992,624	\$13,227,400	18.0000	\$ 6,415,231.63	4.8000	\$ 2,844,312.92	\$ 9,259,544.55		6.0000
WATERVLIET	\$3,487,416	\$463,285		18.0000	\$ 8,339.13	6.2600	\$ 21,831.22	\$ 30,170.35		6.0000

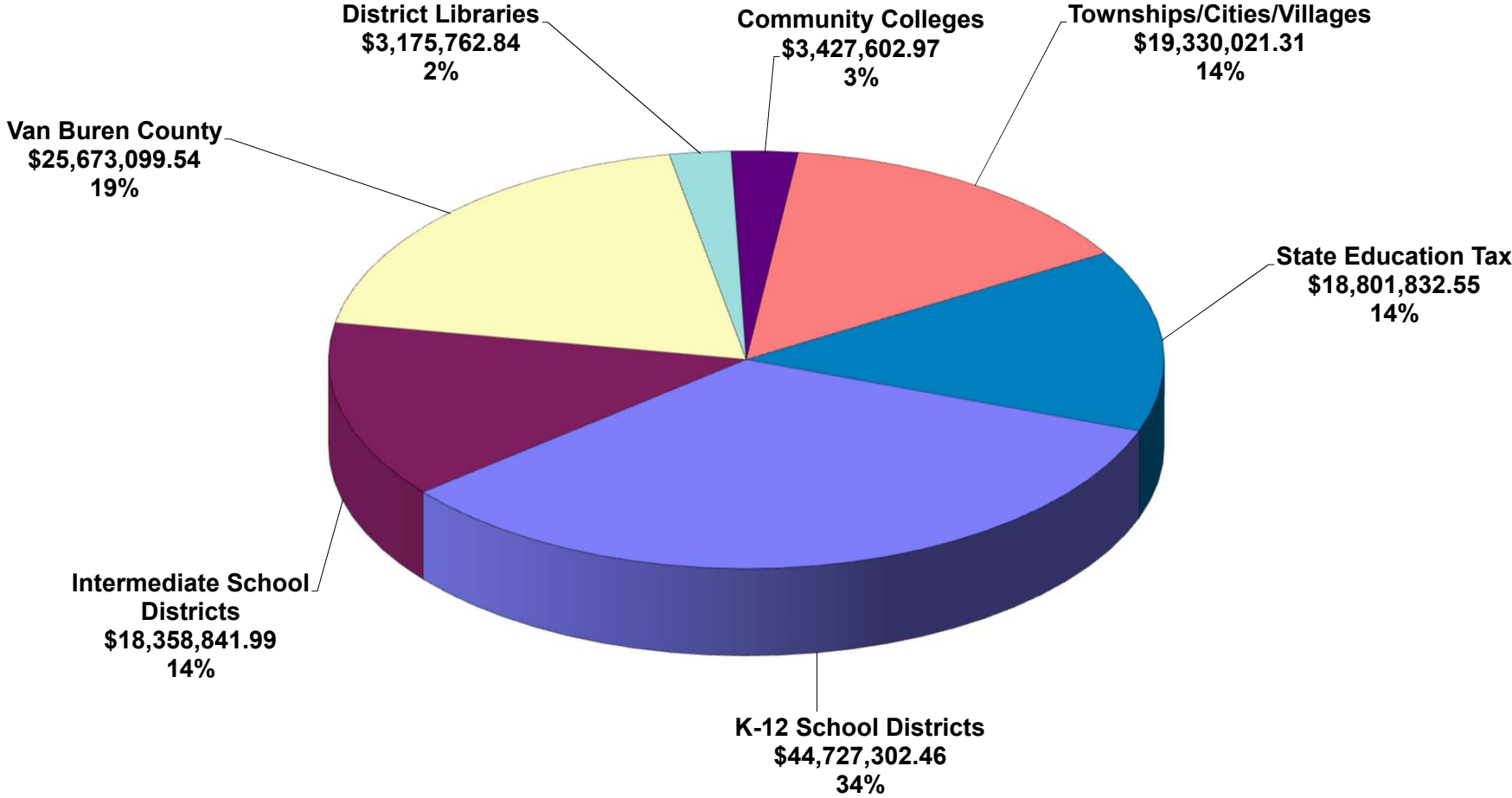
**Statement Showing Mills Apportioned by the County Board of Commissioners
of the County of VAN BUREN for the Year 2016**

Township / City	Village	School Code	Local School District	Total Homestead Property Tax Rate	Total NonHomestead Property Tax Rate	Total Homestead Property Tax Rate w/ Qualifying Special Assessment Millage	Total NonHomestead Property Tax Rate w/ Qualifying Special Assessment Millage
ALMENA TWP.		80110	GOBLES PUBLIC SCHOOL DIST	34.2478	52.2478	34.2478	52.2478
		80150	MATTAWAN CONS SCHOOL DIST	33.2013	51.2013	33.2013	51.2013
		80160	PAW PAW PUBLIC SCHOOL DIST	32.5218	50.5218	32.5218	50.5218
ANTWERP TWP.		80140	LAWTON COMMUNITY SCHOOL DIST	30.5660	48.5660	30.5660	48.5660
	LAWTON	80140	LAWTON COMMUNITY SCHOOL DIST	46.4338	64.4338	46.4338	64.4338
		80150	MATTAWAN CONS SCHOOL DIST	31.4195	49.4195	31.4195	49.4195
	MATTAWAN	80150	MATTAWAN CONS SCHOOL DIST	35.8668	53.8668	38.8668	56.8668
		80160	PAW PAW PUBLIC SCHOOL DIST	30.7400	48.7400	30.7400	48.7400
	PAW PAW	80160	PAW PAW PUBLIC SCHOOL DIST	46.5174	64.5174	46.5174	64.5174
ARLINGTON TWP.		80020	BANGOR PUBLIC SCHOOLS	28.1740	46.1740	30.8720	48.8720
		80130	LAWRENCE PUBLIC SCHOOL DIST	30.1266	47.9092	32.8246	50.6072
BANGOR TWP.		80020	BANGOR PUBLIC SCHOOLS	30.2751	48.2751	32.9951	50.9951
		80040	COVERT PUBLIC SCHOOLS	25.4277	43.4277	28.1477	46.1477
		80120	HARTFORD PUBLIC SCHOOL DIST	33.1777	51.1147	35.8977	53.8347
		80240	BANGOR TWP SCHOOL DISTRICT 8	25.4277	42.2865	28.1477	45.0065
BLOOMINGDALE TWP.		80090	BLOOMINGDALE PUBLIC SCH DIST	32.8761	50.8581	32.8761	50.8581
	BLOOMINGDALE	80090	BLOOMINGDALE PUBLIC SCH DIST	46.4165	64.3985	46.4165	64.3985
		80110	GOBLES PUBLIC SCHOOL DIST	36.1761	54.1761	36.1761	54.1761
COLUMBIA TWP.		80020	BANGOR PUBLIC SCHOOLS	30.2409	48.2409	32.2409	50.2409
	BREEDSVILLE	80020	BANGOR PUBLIC SCHOOLS	36.6143	54.6143	38.6143	56.6143
		80090	BLOOMINGDALE PUBLIC SCH DIST	33.0935	51.0755	35.0935	53.0755
COVERT TWP.		11320	WATERLIET SCHOOL DISTRICT	31.0719	49.0719	31.0719	49.0719
		11330	COLOMA COMMUNITY SCHOOLS	28.5119	46.4345	28.5119	46.4345
		80010	SOUTH HAVEN PUBLIC SCHOOLS	33.2148	51.2148	33.2148	51.2148
		80020	BANGOR PUBLIC SCHOOLS	33.2622	51.2622	33.2622	51.2622
		80040	COVERT PUBLIC SCHOOLS	28.4148	46.4148	28.4148	46.4148
DECATUR TWP.		14050	MARCELLUS COMMUNITY SCHOOLS	26.2436	44.2436	28.7436	46.7436
		80050	DECATUR PUBLIC SCHOOLS	30.9147	48.7509	33.4147	51.2509
	DECATUR	80050	DECATUR PUBLIC SCHOOLS	45.3634	63.1996	47.8634	65.6996
		80140	LAWTON COMMUNITY SCHOOL DIST	32.5847	50.5847	35.0847	53.0847
GENEVA TWP.		80010	SOUTH HAVEN PUBLIC SCHOOLS	29.8208	47.8208	32.4208	50.4208
		80020	BANGOR PUBLIC SCHOOLS	28.0828	46.0828	30.6828	48.6828
		80040	COVERT PUBLIC SCHOOLS	23.2354	41.2354	25.8354	43.8354
HAMILTON TWP.		80050	DECATUR PUBLIC SCHOOLS	33.2003	51.0365	35.7003	53.5365
HARTFORD TWP.		11320	WATERLIET SCHOOL DISTRICT	26.6267	44.6267	26.6267	44.6267
		80120	HARTFORD PUBLIC SCHOOL DIST	31.7196	49.6566	31.7196	49.6566
KEELER TWP.		11320	WATERLIET SCHOOL DISTRICT	27.7296	45.7296	27.7296	45.7296
		14020	DOWAGIAC UNION SCHOOLS	27.9383	45.8375	27.9383	45.8375
		80120	HARTFORD PUBLIC SCHOOL DIST	32.8225	50.7595	32.8225	50.7595
LAWRENCE TWP.		80050	DECATUR PUBLIC SCHOOLS	30.0166	47.8528	33.0666	50.9028
		80120	HARTFORD PUBLIC SCHOOL DIST	30.3366	48.2736	33.3866	51.3236
		80130	LAWRENCE PUBLIC SCHOOL DIST	29.3866	47.1692	32.4366	50.2192
	LAWRENCE	80130	LAWRENCE PUBLIC SCHOOL DIST	44.8741	62.6567	47.9241	65.7067
		80160	PAW PAW PUBLIC SCHOOL DIST	31.8606	49.8606	34.9106	52.9106
PAW PAW TWP.		80050	DECATUR PUBLIC SCHOOLS	28.8506	46.6868	29.8506	47.6868
		80130	LAWRENCE PUBLIC SCHOOL DIST	28.2206	46.0032	29.2206	47.0032
		80140	LAWTON COMMUNITY SCHOOL DIST	30.5206	48.5206	31.5206	49.5206
		80160	PAW PAW PUBLIC SCHOOL DIST	30.6946	48.6946	31.6946	49.6946
	PAW PAW	80160	PAW PAW PUBLIC SCHOOL DIST	46.4720	64.4720	47.4720	65.4720
PINE GROVE TWP.		03020	OTSEGO PUBLIC SCHOOLS	32.2184	50.2184	32.2184	50.2184
		80110	GOBLES PUBLIC SCHOOL DIST	35.7455	53.7455	35.7455	53.7455
PORTER TWP.		14050	MARCELLUS COMMUNITY SCHOOLS	25.0487	43.0487	26.0487	44.0487
		80140	LAWTON COMMUNITY SCHOOL DIST	31.3898	49.3898	32.3898	50.3898
SOUTH HAVEN TWP.		80010	SOUTH HAVEN PUBLIC SCHOOLS	27.9807	45.9807	30.6107	48.6107
		80040	COVERT PUBLIC SCHOOLS	21.3953	39.3953	24.0253	42.0253
WAVERLY TWP.		80020	BANGOR PUBLIC SCHOOLS	28.1002	46.1002	29.1002	47.1002
		80090	BLOOMINGDALE PUBLIC SCH DIST	30.9528	48.9348	31.9528	49.9348
		80110	GOBLES PUBLIC SCHOOL DIST	34.2528	52.2528	35.2528	53.2528
		80130	LAWRENCE PUBLIC SCHOOL DIST	30.0528	47.8354	31.0528	48.8354
		80160	PAW PAW PUBLIC SCHOOL DIST	32.5268	50.5268	33.5268	51.5268
BANGOR CITY		80020	BANGOR PUBLIC SCHOOLS	41.2944	59.2944	47.5444	65.5444
GOBLES CITY		80110	GOBLES PUBLIC SCHOOL DIST	47.7337	65.7337	47.7337	65.7337
HARTFORD CITY		80120	HARTFORD PUBLIC SCHOOL DIST	44.1429	62.0799	44.1429	62.0799
SOUTH HAVEN CITY		80010	SOUTH HAVEN PUBLIC SCHOOLS	40.3314	58.3314	40.3314	58.3314

**Statement Showing Mills Apportioned by the County Board of Commissioners
of the County of VAN BUREN for the Year 2016**

Local Municipality (Twp/City/Vlg)	ALL Purpose(s) of Qualifying Special Assessment Millage Rates for the Local Municipality Listed	Total of All Special Assessment Rates Levied UNITWIDE	Total of All Special Assessment Rates Levied TWP-WIDE - Excluding the Village(s)
ALMENA TWP.	-	-	-
ANTWERP TWP.	-	-	-
ARLINGTON TWP.	FIRE	2.698000	-
BANGOR TWP.	FIRE	2.720000	-
BLOOMINGDALE TWP.	-	-	-
COLUMBIA TWP.	FIRE, AMBULANCE	2.000000	-
COVERT TWP.	-	-	-
DECATUR TWP.	FIRE, QUICK RESPONSE	2.500000	-
GENEVA TWP.	FIRE	2.600000	-
HAMILTON TWP.	FIRE, QUICK RESPONSE	2.500000	-
HARTFORD TWP.	-	-	-
KEELER TWP.	-	-	-
LAWRENCE TWP.	FIRE	3.050000	-
PAW PAW TWP.	FIRE	1.000000	-
PINE GROVE TWP.	-	-	-
PORTER TWP.	ROADS	1.000000	-
SOUTH HAVEN TWP.	FIRE	2.630000	-
WAVERLY TWP.	FIRE	1.000000	-
BANGOR CITY	FIRE, POLICE	6.250000	-
GOBLES CITY	-	-	-
HARTFORD CITY	-	-	-
SOUTH HAVEN CITY	-	-	-
BLOOMINGDALE VLG	-	-	-
BREEDSVILLE VLG	-	-	-
DECATUR VLG	-	-	-
LAWRENCE VLG	-	-	-
LAWTON VLG	-	-	-
MATTAWAN VLG	POLICE	3.000000	-
PAW PAW VLG	-	-	-

**VAN BUREN COUNTY
2015 PROPERTY TAX
APPORTIONED BY CATEGORY**



**2016 VAN BUREN COUNTY
CERTIFIED TAX RATES
(PER \$1000 OF TAXABLE VALUE)**

STATE CODE	PUBLIC SCHOOL NAME BY ASSESSING UNIT	K-12 SCHOOLS				COLLEGE	ISD		TWP/CITIES/VILLAGES			AUTHORITY		COUNTY		TOTAL	
		S.E.T.	NON - PRE TAX	EXTRA VOTED	DEBT	OPER	ALLOC OPERATING	VOTED OPER	ALLOC CHARTER	VOTED OPER	DEBT	LIBRARY	Debt	ALLOC OPER	EXTRA VOTED	TOTAL	MILLS
ALMENA TOWNSHIP																	
80110	Gobles-Sum	6.0000															
	Gobles - Win				11.0000		0.1414	5.8314	0.7776	2.1336		1.0917			-	2.8002	23.7759
	TOTAL - HOME	6.0000	-	-	11.0000	-	0.1414	5.8314	0.7776	2.1336	-	1.0917		4.4719	2.8002	34.2478	
80110	Gobles-Sum	6.0000															
	Gobles - Win		18.0000		11.0000		0.1414	5.8314	0.7776	2.1336		1.0917			-	2.8002	41.7759
	TOTAL - NON-HOME	6.0000	18.0000	-	11.0000	-	0.1414	5.8314	0.7776	2.1336	-	1.0917		4.4719	2.8002	52.2478	
80150	Mattawan - Sum	6.0000															
	Mattawan - Win				7.1400	2.8135	0.1414	5.8314	0.7776	2.1336		1.0917			-	2.8002	22.7294
	TOTAL - HOME	6.0000	-	-	7.1400	2.8135	0.1414	5.8314	0.7776	2.1336	-	1.0917		4.4719	2.8002	33.2013	
80150	Mattawan - Sum	6.0000															
	Mattawan - Win		18.0000		7.1400	2.8135	0.1414	5.8314	0.7776	2.1336		1.0917			-	2.8002	40.7294
	TOTAL - NON-HOME	6.0000	18.0000	-	7.1400	2.8135	0.1414	5.8314	0.7776	2.1336	-	1.0917		4.4719	2.8002	51.2013	
80160	Paw Paw - Sum	6.0000															
	Paw Paw - Win				8.2000		0.1414	5.8314	0.7776	2.1336		1.7507	0.4150		-	2.8002	22.0499
	TOTAL - HOME	6.0000	-	-	8.2000	-	0.1414	5.8314	0.7776	2.1336	-	1.7507	0.4150	4.4719	2.8002	32.5218	
80160	Paw Paw - Sum	6.0000															
	Paw Paw - Win		18.0000		8.2000		0.1414	5.8314	0.7776	2.1336		1.7507	0.4150		-	2.8002	40.0499
	TOTAL - NON-HOME	6.0000	18.0000	-	8.2000	-	0.1414	5.8314	0.7776	2.1336	-	1.7507	0.4150	4.4719	2.8002	50.5218	
ANTWERP TOWNSHIP																	
80140	Lawton - Sum	6.0000															
	Lawton - Win				9.1000		0.1414	5.8314	0.8806	0.2488		1.0917			-	2.8002	20.0941
	TOTAL-HOME	6.0000	-	-	9.1000	-	0.1414	5.8314	0.8806	0.2488	-	1.0917		4.4719	2.8002	30.5660	
80140	Lawton - Sum	6.0000															
	Lawton - Win		18.0000		9.1000		0.1414	5.8314	0.8806	0.2488		1.0917			-	2.8002	38.0941
	TOTAL - NON-HOME	6.0000	18.0000	-	9.1000	-	0.1414	5.8314	0.8806	0.2488	-	1.0917		4.4719	2.8002	48.5660	
80150	Mattawan - Sum	6.0000															
	Mattawan - Win				7.1400	2.8135	0.1414	5.8314	0.8806	0.2488		1.0917			-	2.8002	20.9476
	TOTAL-HOME	6.0000	-	-	7.1400	2.8135	0.1414	5.8314	0.8806	0.2488	-	1.0917		4.4719	2.8002	31.4195	

**2016 VAN BUREN COUNTY
CERTIFIED TAX RATES
(PER \$1000 OF TAXABLE VALUE)**

STATE CODE	PUBLIC SCHOOL NAME BY ASSESSING UNIT	K-12 SCHOOLS				COLLEGE	ISD		TWP/CITIES/VILLAGES			AUTHORITY		COUNTY		TOTAL	
		S.E.T.	NON - PRE TAX	EXTRA VOTED	DEBT	OPER	ALLOC OPERATING	VOTED OPER	ALLOC CHARTER	VOTED OPER	DEBT	LIBRARY	Debt	ALLOC OPER	EXTRA VOTED	TOTAL	MILLS
80150	Mattawan - Sum	6.0000												4.4719		10.4719	
	Mattawan - Win		18.0000		7.1400	2.8135	0.1414	5.8314	0.8806	0.2488		1.0917		-	2.8002	38.9476	
	TOTAL - NON-HOME	6.0000	18.0000	-	7.1400	2.8135	0.1414	5.8314	0.8806	0.2488	-	1.0917		4.4719	2.8002	49.4195	
80160	Paw Paw - Sum	6.0000												4.4719		10.4719	
	Paw Paw - Win				8.2000		0.1414	5.8314	0.8806	0.2488		1.7507	0.4150	-	2.8002	20.2681	
	TOTAL-HOME	6.0000	-	-	8.2000	-	0.1414	5.8314	0.8806	0.2488	-	1.7507	0.4150	4.4719	2.8002	30.7400	
80160	Paw Paw - Sum	6.0000												4.4719		10.4719	
	Paw Paw - Win		18.0000		8.2000		0.1414	5.8314	0.8806	0.2488		1.7507	0.4150	-	2.8002	38.2681	
	TOTAL - NON-HOME	6.0000	18.0000	-	8.2000	-	0.1414	5.8314	0.8806	0.2488	-	1.7507	0.4150	4.4719	2.8002	48.7400	
ARLINGTON TOWNSHIP																	
80020	Bangor - Sum	6.0000												4.4719		10.4719	
	Bangor - Win				4.8474		0.1414	5.8314	0.7498	2.2402		1.0917		-	2.8002	17.7021	
	TOTAL-HOME	6.0000	-	-	4.8474	-	0.1414	5.8314	0.7498	2.2402	-	1.0917		4.4719	2.8002	28.1740	
80020	Bangor - Sum	6.0000												4.4719		10.4719	
	Bangor - Win		18.0000		4.8474		0.1414	5.8314	0.7498	2.2402		1.0917		-	2.8002	35.7021	
	TOTAL - NON-HOME	6.0000	18.0000	-	4.8474	-	0.1414	5.8314	0.7498	2.2402	-	1.0917		4.4719	2.8002	46.1740	
80130	Lawrence - Sum	6.0000												4.4719		10.4719	
	Lawrence - Win				6.8000		0.1414	5.8314	0.7498	2.2402		1.0917		-	2.8002	19.6547	
	TOTAL-HOME	6.0000	-	-	6.8000	-	0.1414	5.8314	0.7498	2.2402	-	1.0917		4.4719	2.8002	30.1266	
80130	Lawrence - Sum	6.0000												4.4719		10.4719	
	Lawrence - Win		17.7826		6.8000		0.1414	5.8314	0.7498	2.2402		1.0917		-	2.8002	37.4373	
	TOTAL - NON-HOME	6.0000	17.7826	-	6.8000	-	0.1414	5.8314	0.7498	2.2402	-	1.0917		4.4719	2.8002	47.9092	
BANGOR TOWNSHIP																	
80020	Bangor - Sum	6.0000												4.4719		10.4719	
	Bangor - Win				4.8474		0.1414	5.8314	0.8411	4.2500		1.0917		-	2.8002	19.8032	
	TOTAL-HOME	6.0000	-	-	4.8474	-	0.1414	5.8314	0.8411	4.2500	-	1.0917		4.4719	2.8002	30.2751	

**2016 VAN BUREN COUNTY
CERTIFIED TAX RATES
(PER \$1000 OF TAXABLE VALUE)**

STATE CODE	PUBLIC SCHOOL NAME BY ASSESSING UNIT	K-12 SCHOOLS				COLLEGE	ISD		TWP/CITIES/VILLAGES			AUTHORITY		COUNTY		TOTAL	
		S.E.T.	NON - PRE TAX	EXTRA VOTED	DEBT	OPER	ALLOC OPERATING	VOTED OPER	ALLOC CHARTER	VOTED OPER	DEBT	LIBRARY	Debt	ALLOC OPER	EXTRA VOTED	TOTAL	MILLS
80020	Bangor - Sum	6.0000												4.4719		10.4719	
	Bangor - Win		18.0000		4.8474		0.1414	5.8314	0.8411	4.2500		1.0917		-	2.8002	37.8032	
	TOTAL - NON-HOME	6.0000	18.0000	-	4.8474	-	0.1414	5.8314	0.8411	4.2500	-	1.0917		4.4719	2.8002	48.2751	
80040	Covert - Sum	6.0000												4.4719		10.4719	
	Covert - Win		-	-	-		0.1414	5.8314	0.8411	4.2500		1.0917		-	2.8002	14.9558	
	TOTAL-HOME	6.0000	-	-	-	-	0.1414	5.8314	0.8411	4.2500	-	1.0917		4.4719	2.8002	25.4277	
80040	Covert - Sum	6.0000												4.4719		10.4719	
	Covert - Win		18.0000	-	-		0.1414	5.8314	0.8411	4.2500		1.0917		-	2.8002	32.9558	
	TOTAL - NON-HOME	6.0000	18.0000	-	-	-	0.1414	5.8314	0.8411	4.2500	-	1.0917		4.4719	2.8002	43.4277	
80120	Hartford - Sum	6.0000												4.4719		10.4719	
	Hartford - Win				7.7500		0.1414	5.8314	0.8411	4.2500		1.0917		-	2.8002	22.7058	
	TOTAL-HOME	6.0000	-	-	7.7500	-	0.1414	5.8314	0.8411	4.2500	-	1.0917		4.4719	2.8002	33.1777	
80120	Hartford - Sum	6.0000												4.4719		10.4719	
	Hartford - Win		17.9370		7.7500		0.1414	5.8314	0.8411	4.2500		1.0917		-	2.8002	40.6428	
	TOTAL - NON-HOME	6.0000	17.9370	-	7.7500	-	0.1414	5.8314	0.8411	4.2500	-	1.0917		4.4719	2.8002	51.1147	
80240	Wood - Sum	6.0000												4.4719		10.4719	
	Wood - Win				-		0.1414	5.8314	0.8411	4.2500		1.0917		-	2.8002	14.9558	
	TOTAL-HOME	6.0000	-	-	-	-	0.1414	5.8314	0.8411	4.2500	-	1.0917		4.4719	2.8002	25.4277	
80240	Wood - Sum	6.0000												4.4719		10.4719	
	Wood - Win		16.8588		-		0.1414	5.8314	0.8411	4.2500		1.0917		-	2.8002	31.8146	
	TOTAL - NON-HOME	6.0000	16.8588	-	-	-	0.1414	5.8314	0.8411	4.2500	-	1.0917		4.4719	2.8002	42.2865	
BLOOMINGDALE TOWNSHIP																	
80090	Bloomington - Sum	6.0000												4.4719		10.4719	
	Bloomington - Win				7.7000		0.1414	5.8314	0.7131	4.1264		1.0917		-	2.8002	22.4042	
	TOTAL - HOME	6.0000	-	-	7.7000	-	0.1414	5.8314	0.7131	4.1264	-	1.0917		4.4719	2.8002	32.8761	
80090	Bloomington - Sum	6.0000												4.4719		10.4719	
	Bloomington - Win		17.9820		7.7000		0.1414	5.8314	0.7131	4.1264		1.0917		-	2.8002	40.3862	
	TOTAL - NON-HOME	6.0000	17.9820	-	7.7000	-	0.1414	5.8314	0.7131	4.1264	-	1.0917		4.4719	2.8002	50.8581	

**2016 VAN BUREN COUNTY
CERTIFIED TAX RATES
(PER \$1000 OF TAXABLE VALUE)**

STATE CODE	PUBLIC SCHOOL NAME BY ASSESSING UNIT	K-12 SCHOOLS				COLLEGE	ISD		TWP/CITIES/VILLAGES			AUTHORITY		COUNTY		TOTAL	
		S.E.T.	NON - PRE TAX	EXTRA VOTED	DEBT	OPER	ALLOC OPERATING	VOTED OPER	ALLOC CHARTER	VOTED OPER	DEBT	LIBRARY	Debt	ALLOC OPER	EXTRA VOTED	TOTAL	MILLS
80110	Gobles - Sum	6.0000												4.4719		10.4719	
	Gobles - Win				11.0000		0.1414	5.8314	0.7131	4.1264		1.0917		-	2.8002	25.7042	
	TOTAL - HOME	6.0000	-	-	11.0000	-	0.1414	5.8314	0.7131	4.1264	-	1.0917		4.4719	2.8002	36.1761	
80110	Gobles - Sum	6.0000												4.4719		10.4719	
	Gobles - Win		18.0000		11.0000		0.1414	5.8314	0.7131	4.1264		1.0917		-	2.8002	43.7042	
	TOTAL - NON-HOME	6.0000	18.0000	-	11.0000	-	0.1414	5.8314	0.7131	4.1264	-	1.0917		4.4719	2.8002	54.1761	
COLUMBIA TOWNSHIP																	
80020	Bangor - Sum	6.0000												4.4719		10.4719	
	Bangor - Win				4.8474		0.1414	5.8314	0.7569	4.3000		1.0917		-	2.8002	19.7690	
	TOTAL - HOME	6.0000	-	-	4.8474	-	0.1414	5.8314	0.7569	4.3000	-	1.0917		4.4719	2.8002	30.2409	
80020	Bangor - Sum	6.0000												4.4719		10.4719	
	Bangor - Win		18.0000		4.8474		0.1414	5.8314	0.7569	4.3000		1.0917		-	2.8002	37.7690	
	TOTAL - NON-HOME	6.0000	18.0000	-	4.8474	-	0.1414	5.8314	0.7569	4.3000	-	1.0917		4.4719	2.8002	48.2409	
80090	Bloomingtondale - Sum	6.0000												4.4719		10.4719	
	Bloomingtondale - Win				7.7000		0.1414	5.8314	0.7569	4.3000		1.0917		-	2.8002	22.6216	
	TOTAL - HOME	6.0000	-	-	7.7000	-	0.1414	5.8314	0.7569	4.3000	-	1.0917		4.4719	2.8002	33.0935	
80090	Bloomingtondale - Sum	6.0000												4.4719		10.4719	
	Bloomingtondale - Win		17.9820		7.7000		0.1414	5.8314	0.7569	4.3000		1.0917		-	2.8002	40.6036	
	TOTAL - NON-HOME	6.0000	17.9820	-	7.7000	-	0.1414	5.8314	0.7569	4.3000	-	1.0917		4.4719	2.8002	51.0755	
COVERT TOWNSHIP																	
80020	Bangor - Sum	6.0000												4.4719		10.4719	
	Bangor - Win				4.8474	1.7854	0.1414	5.8314	0.8258	5.4670		1.0917		-	2.8002	22.7903	
	TOTAL - HOME	6.0000	-	-	4.8474	1.7854	0.1414	5.8314	0.8258	5.4670	-	1.0917		4.4719	2.8002	33.2622	
80020	Bangor - Sum	6.0000												4.4719		10.4719	
	Bangor - Win		18.0000		4.8474	1.7854	0.1414	5.8314	0.8258	5.4670		1.0917		-	2.8002	40.7903	
	TOTAL - NON-HOME	6.0000	18.0000	-	4.8474	1.7854	0.1414	5.8314	0.8258	5.4670	-	1.0917		4.4719	2.8002	51.2622	
80040	Covert - Sum	6.0000												4.4719		10.4719	
	Covert - Win		-	-	-	1.7854	0.1414	5.8314	0.8258	5.4670		1.0917		-	2.8002	17.9429	
	TOTAL - HOME	6.0000	-	-	-	1.7854	0.1414	5.8314	0.8258	5.4670	-	1.0917		4.4719	2.8002	28.4148	

**2016 VAN BUREN COUNTY
CERTIFIED TAX RATES
(PER \$1000 OF TAXABLE VALUE)**

STATE CODE	PUBLIC SCHOOL NAME BY ASSESSING UNIT	K-12 SCHOOLS				COLLEGE	ISD		TWP/CITIES/VILLAGES			AUTHORITY		COUNTY		TOTAL	
		S.E.T.	NON - PRE TAX	EXTRA VOTED	DEBT	OPER	ALLOC OPERATING	VOTED OPER	ALLOC CHARTER	VOTED OPER	DEBT	LIBRARY	Debt	ALLOC OPER	EXTRA VOTED	TOTAL	MILLS
80040	Covert - Sum	6.0000												4.4719		10.4719	
	Covert - Win		18.0000	-	-	1.7854	0.1414	5.8314	0.8258	5.4670		1.0917		-	2.8002	35.9429	
	TOTAL - NON-HOME	6.0000	18.0000	-	-	1.7854	0.1414	5.8314	0.8258	5.4670	-	1.0917		4.4719	2.8002	46.4148	
11330	Coloma - Sum	6.0000												4.4719		10.4719	
	Coloma - Win				3.7000	1.7854	0.1745	2.1954	0.8258	5.4670		1.0917		-	2.8002	18.0400	
	TOTAL - HOME	6.0000	-	-	3.7000	1.7854	0.1745	2.1954	0.8258	5.4670	-	1.0917		4.4719	2.8002	28.5119	
11330	Coloma - Sum	6.0000												4.4719		10.4719	
	Coloma - Win		17.9226		3.7000	1.7854	0.1745	2.1954	0.8258	5.4670		1.0917		-	2.8002	35.9626	
	TOTAL - NON-HOME	6.0000	17.9226	-	3.7000	1.7854	0.1745	2.1954	0.8258	5.4670	-	1.0917		4.4719	2.8002	46.4345	
80010	South Haven-Sum	6.0000			4.8000	1.7854								4.4719		17.0573	
	South Haven-Win						0.1414	5.8314	0.8258	5.4670		1.0917		-	2.8002	16.1575	
	TOTAL -HOME	6.0000	-	-	4.8000	1.7854	0.1414	5.8314	0.8258	5.4670	-	1.0917		4.4719	2.8002	33.2148	
80010	South Haven-Sum	6.0000	18.0000		4.8000	1.7854								4.4719		35.0573	
	South Haven-Win			-			0.1414	5.8314	0.8258	5.4670		1.0917		-	2.8002	16.1575	
	TOTAL-NON-HOME	6.0000	18.0000	-	4.8000	1.7854	0.1414	5.8314	0.8258	5.4670	-	1.0917		4.4719	2.8002	51.2148	
	#VALUE!																
11320	Watervliet - Sum	6.0000												4.4719		10.4719	
	Watervliet - Win				6.2600	1.7854	0.1745	2.1954	0.8258	5.4670		1.0917		-	2.8002	20.6000	
	TOTAL - HOME	6.0000	-	-	6.2600	1.7854	0.1745	2.1954	0.8258	5.4670	-	1.0917		4.4719	2.8002	31.0719	
11320	Watervliet - Sum	6.0000												4.4719		10.4719	
	Watervliet - Win		18.0000		6.2600	1.7854	0.1745	2.1954	0.8258	5.4670		1.0917		-	2.8002	38.6000	
	TOTAL - NON-HOME	6.0000	18.0000	-	6.2600	1.7854	0.1745	2.1954	0.8258	5.4670	-	1.0917		4.4719	2.8002	49.0719	
DECATUR TOWNSHIP																	
80050	Decatur - Sum	6.0000												4.4719		10.4719	
	Decatur - Win				7.4300		0.1414	5.8314	0.8981	2.2500		1.0917		-	2.8002	20.4428	
	TOTAL - HOME	6.0000	-	-	7.4300	-	0.1414	5.8314	0.8981	2.2500	-	1.0917		4.4719	2.8002	30.9147	
80050	Decatur - Sum	6.0000												4.4719		10.4719	
	Decatur - Win		17.8362		7.4300		0.1414	5.8314	0.8981	2.2500		1.0917		-	2.8002	38.2790	
	TOTAL - NON-HOME	6.0000	17.8362	-	7.4300	-	0.1414	5.8314	0.8981	2.2500	-	1.0917		4.4719	2.8002	48.7509	
80140	Lawton - Sum	6.0000												4.4719		10.4719	
	Lawton - Win				9.1000		0.1414	5.8314	0.8981	2.2500		1.0917		-	2.8002	22.1128	
	TOTAL - HOME	6.0000	-	-	9.1000	-	0.1414	5.8314	0.8981	2.2500	-	1.0917		4.4719	2.8002	32.5847	

**2016 VAN BUREN COUNTY
CERTIFIED TAX RATES
(PER \$1000 OF TAXABLE VALUE)**

STATE CODE	PUBLIC SCHOOL NAME BY ASSESSING UNIT	K-12 SCHOOLS				COLLEGE	ISD		TWP/CITIES/VILLAGES			AUTHORITY		COUNTY		TOTAL	
		S.E.T.	NON - PRE TAX	EXTRA VOTED	DEBT	OPER	ALLOC OPERATING	VOTED OPER	ALLOC CHARTER	VOTED OPER	DEBT	LIBRARY	Debt	ALLOC OPER	EXTRA VOTED	TOTAL	MILLS
80140	Lawton - Sum	6.0000												4.4719		10.4719	
	Lawton - Win		18.0000		9.1000		0.1414	5.8314	0.8981	2.2500		1.0917		-	2.8002	40.1128	
	TOTAL - NON-HOME	6.0000	18.0000	-	9.1000	-	0.1414	5.8314	0.8981	2.2500	-	1.0917		4.4719	2.8002	50.5847	
14050	Marcellus - Sum	6.0000												4.4719		10.4719	
	Marcellus - Win				6.5000		0.2026	2.0291	0.8981	2.2500		1.0917		-	2.8002	15.7717	
	TOTAL - HOME	6.0000	-	-	6.5000	-	0.2026	2.0291	0.8981	2.2500	-	1.0917		4.4719	2.8002	26.2436	
14050	Marcellus - Sum	6.0000												4.4719		10.4719	
	Marcellus - Win		18.0000		6.5000		0.2026	2.0291	0.8981	2.2500		1.0917		-	2.8002	33.7717	
	TOTAL - NON-HOME	6.0000	18.0000	-	6.5000	-	0.2026	2.0291	0.8981	2.2500	-	1.0917		4.4719	2.8002	44.2436	
GENEVA TOWNSHIP																	
80020	Bangor - Sum	6.0000												4.4719		10.4719	
	Bangor - Win				4.8474		0.1414	5.8314	0.7731	3.2174				-	2.8002	17.6109	
	TOTAL - HOME	6.0000	-	-	4.8474	-	0.1414	5.8314	0.7731	3.2174	-	-		4.4719	2.8002	28.0828	
80020	Bangor - Sum	6.0000												4.4719		10.4719	
	Bangor - Win		18.0000		4.8474		0.1414	5.8314	0.7731	3.2174				-	2.8002	35.6109	
	TOTAL - NON-HOME	6.0000	18.0000	-	4.8474	-	0.1414	5.8314	0.7731	3.2174	-	-		4.4719	2.8002	46.0828	
80040	Covert - Sum	6.0000												4.4719		10.4719	
	Covert - Win		-	-	-		0.1414	5.8314	0.7731	3.2174				-	2.8002	12.7635	
	TOTAL - HOME	6.0000	-	-	-	-	0.1414	5.8314	0.7731	3.2174	-	-		4.4719	2.8002	23.2354	
80040	Covert - Sum	6.0000												4.4719		10.4719	
	Covert - Win		18.0000	-	-		0.1414	5.8314	0.7731	3.2174				-	2.8002	30.7635	
	TOTAL - NON-HOME	6.0000	18.0000	-	-	-	0.1414	5.8314	0.7731	3.2174	-	-		4.4719	2.8002	41.2354	
80010	South Haven - Sum	6.0000			4.8000	1.7854								4.4719		17.0573	
	South Haven - Win						0.1414	5.8314	0.7731	3.2174				-	2.8002	12.7635	
	TOTAL - HOME	6.0000	-	-	4.8000	1.7854	0.1414	5.8314	0.7731	3.2174	-	-		4.4719	2.8002	29.8208	

**2016 VAN BUREN COUNTY
CERTIFIED TAX RATES
(PER \$1000 OF TAXABLE VALUE)**

STATE CODE	PUBLIC SCHOOL NAME BY ASSESSING UNIT	K-12 SCHOOLS				COLLEGE	ISD		TWP/CITIES/VILLAGES			AUTHORITY		COUNTY		TOTAL	
		S.E.T.	NON - PRE TAX	EXTRA VOTED	DEBT	OPER	ALLOC OPERATING	VOTED OPER	ALLOC CHARTER	VOTED OPER	DEBT	LIBRARY	Debt	ALLOC OPER	EXTRA VOTED	TOTAL	MILLS
80010	South Haven - Sum	6.0000	18.0000		4.8000	1.7854								4.4719		35.0573	
	South Haven - Win			-			0.1414	5.8314	0.7731	3.2174			-	2.8002	12.7635		
	TOTAL - NON-HOME	6.0000	18.0000	-	4.8000	1.7854	0.1414	5.8314	0.7731	3.2174	-	-	4.4719	2.8002	47.8208		
HAMILTON TOWNSHIP																	
80050	Decatur - Sum	6.0000												4.4719		10.4719	
	Decatur - Win				7.4300	2.4280	0.1414	5.8314	0.7706	2.2351		1.0917	-	2.8002	22.7284		
	TOTAL - HOME	6.0000	-	-	7.4300	2.4280	0.1414	5.8314	0.7706	2.2351	-	1.0917	4.4719	2.8002	33.2003		
80050	Decatur - Sum	6.0000												4.4719		10.4719	
	Decatur - Win		17.8362		7.4300	2.4280	0.1414	5.8314	0.7706	2.2351		1.0917	-	2.8002	40.5646		
	TOTAL -NON-HOME	6.0000	17.8362	-	7.4300	2.4280	0.1414	5.8314	0.7706	2.2351	-	1.0917	4.4719	2.8002	51.0365		
HARTFORD TOWNSHIP																	
80120	Hartford - Sum	6.0000												4.4719		10.4719	
	Hartford - Win				7.7500		0.1414	5.8314	0.8285	2.3769		1.5193	-	2.8002	21.2477		
	TOTAL - HOME	6.0000	-	-	7.7500	-	0.1414	5.8314	0.8285	2.3769	-	1.5193	4.4719	2.8002	31.7196		
80120	Hartford - Sum	6.0000												4.4719		10.4719	
	Hartford - Win		17.9370		7.7500		0.1414	5.8314	0.8285	2.3769		1.5193	-	2.8002	39.1847		
	TOTAL -NON-HOME	6.0000	17.9370	-	7.7500	-	0.1414	5.8314	0.8285	2.3769	-	1.5193	4.4719	2.8002	49.6566		
11320	Watervliet - Sum	6.0000												4.4719		10.4719	
	Watervliet - Win				6.2600		0.1745	2.1954	0.8285	2.3769		1.5193	-	2.8002	16.1548		
	TOTAL - HOME	6.0000	-	-	6.2600	-	0.1745	2.1954	0.8285	2.3769	-	1.5193	4.4719	2.8002	26.6267		
11320	Watervliet - Sum	6.0000												4.4719		10.4719	
	Watervliet - Win		18.0000		6.2600		0.1745	2.1954	0.8285	2.3769		1.5193	-	2.8002	34.1548		
	TOTAL - NON-HOME	6.0000	18.0000	-	6.2600	-	0.1745	2.1954	0.8285	2.3769	-	1.5193	4.4719	2.8002	44.6267		
KEELER TOWNSHIP																	
80120	Hartford - Sum	6.0000												4.4719		10.4719	
	Hartford - Win				7.7500	2.4280	0.1414	5.8314	0.6935	2.7061			-	2.8002	22.3506		
	TOTAL - HOME	6.0000	-	-	7.7500	2.4280	0.1414	5.8314	0.6935	2.7061	-	-	4.4719	2.8002	32.8225		
80120	Hartford - Sum	6.0000												4.4719		10.4719	
	Hartford - Win		17.9370		7.7500	2.4280	0.1414	5.8314	0.6935	2.7061			-	2.8002	40.2876		
	TOTAL - NON-HOME	6.0000	17.9370	-	7.7500	2.4280	0.1414	5.8314	0.6935	2.7061	-	-	4.4719	2.8002	50.7595		

**2016 VAN BUREN COUNTY
CERTIFIED TAX RATES
(PER \$1000 OF TAXABLE VALUE)**

STATE CODE	PUBLIC SCHOOL NAME BY ASSESSING UNIT	K-12 SCHOOLS				COLLEGE	ISD		TWP/CITIES/VILLAGES			AUTHORITY		COUNTY		TOTAL	
		S.E.T.	NON - PRE TAX	EXTRA VOTED	DEBT	OPER	ALLOC OPERATING	VOTED OPER	ALLOC CHARTER	VOTED OPER	DEBT	LIBRARY	Debt	ALLOC OPER	EXTRA VOTED	TOTAL	MILLS
11320	Watervliet - Sum	6.0000												4.4719		10.4719	
	Watervliet - Win				6.2600	2.4280	0.1745	2.1954	0.6935	2.7061				-	2.8002	17.2577	
	TOTAL - HOME	6.0000	-	-	6.2600	2.4280	0.1745	2.1954	0.6935	2.7061	-	-		4.4719	2.8002	27.7296	
11320	Watervliet - Sum	6.0000												4.4719		10.4719	
	Watervliet - Win		18.0000		6.2600	2.4280	0.1745	2.1954	0.6935	2.7061				-	2.8002	35.2577	
	TOTAL - NON-HOME	6.0000	18.0000	-	6.2600	2.4280	0.1745	2.1954	0.6935	2.7061	-	-		4.4719	2.8002	45.7296	
14020	Dowagiac - Sum	6.0000												4.4719		10.4719	
	Dowagiac - Win				5.9000	2.4280	0.2026	2.0291	0.6935	2.7061		0.7069		-	2.8002	17.4664	
	TOTAL - HOME	6.0000	-	-	5.9000	2.4280	0.2026	2.0291	0.6935	2.7061	-	0.7069		4.4719	2.8002	27.9383	
14020	Dowagiac - Sum	6.0000												4.4719		10.4719	
	Dowagiac - Win		17.8992		5.9000	2.4280	0.2026	2.0291	0.6935	2.7061		0.7069		-	2.8002	35.3656	
	TOTAL - NON-HOME	6.0000	17.8992	-	5.9000	2.4280	0.2026	2.0291	0.6935	2.7061	-	0.7069		4.4719	2.8002	45.8375	
LAWRENCE TOWNSHIP																	
80050	Decatur - Sum	6.0000												4.4719		10.4719	
	Decatur - Win				7.4300		0.1414	5.8314	1.0000	1.2500		1.0917		-	2.8002	19.5447	
	TOTAL - HOME	6.0000	-	-	7.4300	-	0.1414	5.8314	1.0000	1.2500	-	1.0917		4.4719	2.8002	30.0166	
80050	Decatur - Sum	6.0000												4.4719		10.4719	
	Decatur - Win		17.8362		7.4300		0.1414	5.8314	1.0000	1.2500		1.0917		-	2.8002	37.3809	
	TOTAL - NON-HOME	6.0000	17.8362	-	7.4300	-	0.1414	5.8314	1.0000	1.2500	-	1.0917		4.4719	2.8002	47.8528	
80120	Hartford - Sum	6.0000												4.4719		10.4719	
	Hartford - Win				7.7500		0.1414	5.8314	1.0000	1.2500		1.0917		-	2.8002	19.8647	
	TOTAL - HOME	6.0000	-	-	7.7500	-	0.1414	5.8314	1.0000	1.2500	-	1.0917		4.4719	2.8002	30.3366	
80120	Hartford - Sum	6.0000												4.4719		10.4719	
	Hartford - Win		17.9370		7.7500		0.1414	5.8314	1.0000	1.2500		1.0917		-	2.8002	37.8017	
	TOTAL - NON-HOME	6.0000	17.9370	-	7.7500	-	0.1414	5.8314	1.0000	1.2500	-	1.0917		4.4719	2.8002	48.2736	
80130	Lawrence - Sum	6.0000												4.4719		10.4719	
	Lawrence - Win				6.8000		0.1414	5.8314	1.0000	1.2500		1.0917		-	2.8002	18.9147	
	TOTAL - HOME	6.0000	-	-	6.8000	-	0.1414	5.8314	1.0000	1.2500	-	1.0917		4.4719	2.8002	29.3866	

**2016 VAN BUREN COUNTY
CERTIFIED TAX RATES
(PER \$1000 OF TAXABLE VALUE)**

STATE CODE	PUBLIC SCHOOL NAME BY ASSESSING UNIT	K-12 SCHOOLS				COLLEGE	ISD		TWP/CITIES/VILLAGES			AUTHORITY		COUNTY		TOTAL	
		S.E.T.	NON - PRE TAX	EXTRA VOTED	DEBT	OPER	ALLOC OPERATING	VOTED OPER	ALLOC CHARTER	VOTED OPER	DEBT	LIBRARY	Debt	ALLOC OPER	EXTRA VOTED	TOTAL	MILLS
80130	Lawrence - Sum	6.0000												4.4719		10.4719	
	Lawrence - Win		17.7826		6.8000		0.1414	5.8314	1.0000	1.2500		1.0917		-	2.8002	36.6973	
	TOTAL - NON-HOME	6.0000	17.7826	-	6.8000	-	0.1414	5.8314	1.0000	1.2500	-	1.0917		4.4719	2.8002	47.1692	
80160	Paw Paw - Sum	6.0000												4.4719		10.4719	
	Paw Paw - Win				8.2000		0.1414	5.8314	1.0000	1.2500		1.7507	0.4150	-	2.8002	21.3887	
	TOTAL - HOME	6.0000	-	-	8.2000	-	0.1414	5.8314	1.0000	1.2500	-	1.7507	0.4150	4.4719	2.8002	31.8606	
80160	Paw Paw - Sum	6.0000												4.4719		10.4719	
	Paw Paw - Win		18.0000		8.2000		0.1414	5.8314	1.0000	1.2500		1.7507	0.4150	-	2.8002	39.3887	
	TOTAL - NON-HOME	6.0000	18.0000	-	8.2000	-	0.1414	5.8314	1.0000	1.2500	-	1.7507	0.4150	4.4719	2.8002	49.8606	
PAW PAW TOWNSHIP																	
80050	Decatur - Sum	6.0000												4.4719		10.4719	
	Decatur - Win				7.4300		0.1414	5.8314	0.8340	0.2500		1.0917		-	2.8002	18.3787	
	TOTAL - HOME	6.0000	-	-	7.4300	-	0.1414	5.8314	0.8340	0.2500	-	1.0917		4.4719	2.8002	28.8506	
80050	Decatur - Sum	6.0000												4.4719		10.4719	
	Decatur - Win		17.8362		7.4300		0.1414	5.8314	0.8340	0.2500		1.0917		-	2.8002	36.2149	
	TOTAL - NON-HOME	6.0000	17.8362	-	7.4300	-	0.1414	5.8314	0.8340	0.2500	-	1.0917		4.4719	2.8002	46.6868	
80130	Lawrence - Sum	6.0000												4.4719		10.4719	
	Lawrence - Win				6.8000		0.1414	5.8314	0.8340	0.2500		1.0917		-	2.8002	17.7487	
	TOTAL - HOME	6.0000	-	-	6.8000	-	0.1414	5.8314	0.8340	0.2500	-	1.0917		4.4719	2.8002	28.2206	
80130	Lawrence - Sum	6.0000												4.4719		10.4719	
	Lawrence - Win		17.7826		6.8000		0.1414	5.8314	0.8340	0.2500		1.0917		-	2.8002	35.5313	
	TOTAL - NON-HOME	6.0000	17.7826	-	6.8000	-	0.1414	5.8314	0.8340	0.2500	-	1.0917		4.4719	2.8002	46.0032	
80140	Lawton - Sum	6.0000												4.4719		10.4719	
	Lawton - Win				9.1000		0.1414	5.8314	0.8340	0.2500		1.0917		-	2.8002	20.0487	
	TOTAL - HOME	6.0000	-	-	9.1000	-	0.1414	5.8314	0.8340	0.2500	-	1.0917		4.4719	2.8002	30.5206	
80140	Lawton - Sum	6.0000												4.4719		10.4719	
	Lawton - Win		18.0000		9.1000		0.1414	5.8314	0.8340	0.2500		1.0917		-	2.8002	38.0487	
	TOTAL - NON-HOME	6.0000	18.0000	-	9.1000	-	0.1414	5.8314	0.8340	0.2500	-	1.0917		4.4719	2.8002	48.5206	

**2016 VAN BUREN COUNTY
CERTIFIED TAX RATES
(PER \$1000 OF TAXABLE VALUE)**

STATE CODE	PUBLIC SCHOOL NAME BY ASSESSING UNIT	K-12 SCHOOLS				COLLEGE	ISD		TWP/CITIES/VILLAGES			AUTHORITY		COUNTY		TOTAL	
		S.E.T.	NON - PRE TAX	EXTRA VOTED	DEBT	OPER	ALLOC OPERATING	VOTED OPER	ALLOC CHARTER	VOTED OPER	DEBT	LIBRARY	Debt	ALLOC OPER	EXTRA VOTED	TOTAL	MILLS
80160	Paw Paw - Sum	6.0000												4.4719		10.4719	
	Paw Paw - Win				8.2000		0.1414	5.8314	0.8340	0.2500		1.7507	0.4150	-	2.8002	20.2227	
	TOTAL - HOME	6.0000	-	-	8.2000	-	0.1414	5.8314	0.8340	0.2500	-	1.7507	0.4150	4.4719	2.8002	30.6946	
80160	Paw Paw - Sum	6.0000												4.4719		10.4719	
	Paw Paw - Win		18.0000		8.2000		0.1414	5.8314	0.8340	0.2500		1.7507	0.4150	-	2.8002	38.2227	
	TOTAL - NON-HOME	6.0000	18.0000	-	8.2000	-	0.1414	5.8314	0.8340	0.2500	-	1.7507	0.4150	4.4719	2.8002	48.6946	
PINE GROVE TOWNSHIP																	
80110	Gobles - Sum	6.0000												4.4719		10.4719	
	Gobles - Win				11.0000		0.1414	5.8314	0.7070	3.7019		1.0917		-	2.8002	25.2736	
	TOTAL - HOME	6.0000	-	-	11.0000	-	0.1414	5.8314	0.7070	3.7019	-	1.0917		4.4719	2.8002	35.7455	
80110	Gobles - Sum	6.0000												4.4719		10.4719	
	Gobles - Win		18.0000		11.0000		0.1414	5.8314	0.7070	3.7019		1.0917		-	2.8002	43.2736	
	TOTAL - NON-HOME	6.0000	18.0000	-	11.0000	-	0.1414	5.8314	0.7070	3.7019	-	1.0917		4.4719	2.8002	53.7455	
03020	Otsego - Sum	6.0000												4.4719		10.4719	
	Otsego - Win				8.5000		0.1157	4.8300	0.7070	3.7019		1.0917		-	2.8002	21.7465	
	TOTAL - HOME	6.0000	-	-	8.5000	-	0.1157	4.8300	0.7070	3.7019	-	1.0917		4.4719	2.8002	32.2184	
03020	Otsego - Sum	6.0000												4.4719		10.4719	
	Otsego - Win		18.0000		8.5000		0.1157	4.8300	0.7070	3.7019		1.0917		-	2.8002	39.7465	
	TOTAL - NON-HOME	6.0000	18.0000	-	8.5000	-	0.1157	4.8300	0.7070	3.7019	-	1.0917		4.4719	2.8002	50.2184	
PORTER TOWNSHIP																	
80140	Lawton - Sum	6.0000												4.4719		10.4719	
	Lawton - Win				9.1000		0.1414	5.8314	0.7032	1.2500		1.0917		-	2.8002	20.9179	
	TOTAL - HOME	6.0000	-	-	9.1000	-	0.1414	5.8314	0.7032	1.2500	-	1.0917		4.4719	2.8002	31.3898	
80140	Lawton - Sum	6.0000												4.4719		10.4719	
	Lawton - Win		18.0000		9.1000		0.1414	5.8314	0.7032	1.2500		1.0917		-	2.8002	38.9179	
	TOTAL - NON-HOME	6.0000	18.0000	-	9.1000	-	0.1414	5.8314	0.7032	1.2500	-	1.0917		4.4719	2.8002	49.3898	
14050	Marcellus - Sum	6.0000												4.4719		10.4719	
	Marcellus - Win				6.5000		0.2026	2.0291	0.7032	1.2500		1.0917		-	2.8002	14.5768	
	TOTAL - HOME	6.0000	-	-	6.5000	-	0.2026	2.0291	0.7032	1.2500	-	1.0917		4.4719	2.8002	25.0487	

**2016 VAN BUREN COUNTY
CERTIFIED TAX RATES
(PER \$1000 OF TAXABLE VALUE)**

STATE CODE	PUBLIC SCHOOL NAME BY ASSESSING UNIT	K-12 SCHOOLS				COLLEGE	ISD		TWP/CITIES/VILLAGES			AUTHORITY		COUNTY		TOTAL	
		S.E.T.	NON - PRE TAX	EXTRA VOTED	DEBT	OPER	ALLOC OPERATING	VOTED OPER	ALLOC CHARTER	VOTED OPER	DEBT	LIBRARY	Debt	ALLOC OPER	EXTRA VOTED	TOTAL	MILLS
14050	Marcellus - Sum	6.0000												4.4719		10.4719	
	Marcellus - Win		18.0000		6.5000		0.2026	2.0291	0.7032	1.2500		1.0917		-	2.8002	32.5768	
	TOTAL -NON-HOME	6.0000	18.0000	-	6.5000	-	0.2026	2.0291	0.7032	1.2500	-	1.0917		4.4719	2.8002	43.0487	
SOUTH HAVEN TOWNSHIP																	
80040	Covert - Sum	6.0000												4.4719		10.4719	
	Covert - Win		-	-			0.1414	5.8314	0.5604	1.5900				-	2.8002	10.9234	
	TOTAL - HOME	6.0000	-	-	-	-	0.1414	5.8314	0.5604	1.5900	-	-		4.4719	2.8002	21.3953	
80040	Covert - Sum	6.0000												4.4719		10.4719	
	Covert - Win		18.0000	-			0.1414	5.8314	0.5604	1.5900				-	2.8002	28.9234	
	TOTAL -NON-HOME	6.0000	18.0000	-	-	-	0.1414	5.8314	0.5604	1.5900	-	-		4.4719	2.8002	39.3953	
80010	South Haven - Sum	6.0000			4.8000	1.7854								4.4719		17.0573	
	South Haven - Win						0.1414	5.8314	0.5604	1.5900				-	2.8002	10.9234	
	TOTAL - HOME	6.0000	-	-	4.8000	1.7854	0.1414	5.8314	0.5604	1.5900	-	-		4.4719	2.8002	27.9807	
80010	South Haven - Sum	6.0000	18.0000		4.8000	1.7854								4.4719		35.0573	
	South Haven - Win			-			0.1414	5.8314	0.5604	1.5900				-	2.8002	10.9234	
	TOTAL -NON-HOME	6.0000	18.0000	-	4.8000	1.7854	0.1414	5.8314	0.5604	1.5900	-	-		4.4719	2.8002	45.9807	
WAVERLY TOWNSHIP																	
80020	Bangor - Sum	6.0000												4.4719		10.4719	
	Bangor - Win				4.8474		0.1414	5.8314	0.6739	2.2423		1.0917		-	2.8002	17.6283	
	TOTAL - HOME	6.0000	-	-	4.8474	-	0.1414	5.8314	0.6739	2.2423	-	1.0917		4.4719	2.8002	28.1002	
80020	Bangor - Sum	6.0000												4.4719		10.4719	
	Bangor - Win		18.0000		4.8474		0.1414	5.8314	0.6739	2.2423		1.0917		-	2.8002	35.6283	
	TOTAL - NON-HOME	6.0000	18.0000	-	4.8474	-	0.1414	5.8314	0.6739	2.2423	-	1.0917		4.4719	2.8002	46.1002	
80090	Bloomingtondale - Sum	6.0000												4.4719		10.4719	
	Bloomingtondale - Win				7.7000		0.1414	5.8314	0.6739	2.2423		1.0917		-	2.8002	20.4809	
	TOTAL - HOME	6.0000	-	-	7.7000	-	0.1414	5.8314	0.6739	2.2423	-	1.0917		4.4719	2.8002	30.9528	
80090	Bloomingtondale - Sum	6.0000												4.4719		10.4719	
	Bloomingtondale - Win		17.9820		7.7000		0.1414	5.8314	0.6739	2.2423		1.0917		-	2.8002	38.4629	
	TOTAL -NON-HOME	6.0000	17.9820	-	7.7000	-	0.1414	5.8314	0.6739	2.2423	-	1.0917		4.4719	2.8002	48.9348	

**2016 VAN BUREN COUNTY
CERTIFIED TAX RATES
(PER \$1000 OF TAXABLE VALUE)**

STATE CODE	PUBLIC SCHOOL NAME BY ASSESSING UNIT	K-12 SCHOOLS				COLLEGE	ISD		TWP/CITIES/VILLAGES			AUTHORITY		COUNTY		TOTAL	
		S.E.T.	NON - PRE TAX	EXTRA VOTED	DEBT	OPER	ALLOC OPERATING	VOTED OPER	ALLOC CHARTER	VOTED OPER	DEBT	LIBRARY	Debt	ALLOC OPER	EXTRA VOTED	TOTAL	MILLS
80110	Gobles - Sum	6.0000												4.4719		10.4719	
	Gobles - Win				11.0000		0.1414	5.8314	0.6739	2.2423		1.0917		-	2.8002	23.7809	
	TOTAL - HOME	6.0000	-	-	11.0000	-	0.1414	5.8314	0.6739	2.2423	-	1.0917		4.4719	2.8002	34.2528	
80110	Gobles - Sum	6.0000												4.4719		10.4719	
	Gobles - Win		18.0000		11.0000		0.1414	5.8314	0.6739	2.2423		1.0917		-	2.8002	41.7809	
	TOTAL -NON-HOME	6.0000	18.0000	-	11.0000	-	0.1414	5.8314	0.6739	2.2423	-	1.0917		4.4719	2.8002	52.2528	
80130	Lawrence - Sum	6.0000												4.4719		10.4719	
	Lawrence -Win				6.8000		0.1414	5.8314	0.6739	2.2423		1.0917		-	2.8002	19.5809	
	TOTAL - HOME	6.0000	-	-	6.8000	-	0.1414	5.8314	0.6739	2.2423	-	1.0917		4.4719	2.8002	30.0528	
80130	Lawrence - Sum	6.0000												4.4719		10.4719	
	Lawrence -Win		17.7826		6.8000		0.1414	5.8314	0.6739	2.2423		1.0917		-	2.8002	37.3635	
	TOTAL -NON-HOME	6.0000	17.7826	-	6.8000	-	0.1414	5.8314	0.6739	2.2423	-	1.0917		4.4719	2.8002	47.8354	
80160	Paw Paw - Sum	6.0000												4.4719		10.4719	
	Paw Paw - Win				8.2000		0.1414	5.8314	0.6739	2.2423		1.7507	0.4150	-	2.8002	22.0549	
	TOTAL - HOME	6.0000	-	-	8.2000	-	0.1414	5.8314	0.6739	2.2423	-	1.7507	0.4150	4.4719	2.8002	32.5268	
80160	Paw Paw - Sum	6.0000												4.4719		10.4719	
	Paw Paw - Win		18.0000		8.2000		0.1414	5.8314	0.6739	2.2423		1.7507	0.4150	-	2.8002	40.0549	
	TOTAL - NON-HOME	6.0000	18.0000	-	8.2000	-	0.1414	5.8314	0.6739	2.2423	-	1.7507	0.4150	4.4719	2.8002	50.5268	
BANGOR CITY																	
80020	Bangor - Sum	6.0000							14.3604	-				4.4719		24.8323	
	Bangor - Win				4.8474		0.1414	5.8314	-	1.7500		1.0917		-	2.8002	16.4621	
	TOTAL - HOME	6.0000	-	-	4.8474	-	0.1414	5.8314	14.3604	1.7500	-	1.0917		4.4719	2.8002	41.2944	
80020	Bangor - Sum	6.0000							14.3604	-				4.4719		24.8323	
	Bangor - Win		18.0000		4.8474		0.1414	5.8314	-	1.7500		1.0917		-	2.8002	34.4621	
	TOTAL - NON-HOME	6.0000	18.0000	-	4.8474	-	0.1414	5.8314	14.3604	1.7500	-	1.0917		4.4719	2.8002	59.2944	
GOBLES CITY																	
80110	Gobles - Sum	6.0000							16.1471					4.4719		26.6190	
	Gobles - Win				11.0000		0.1414	5.8314		0.2500		1.0917		-	2.8002	21.1147	
	TOTAL - HOME	6.0000	-	-	11.0000	-	0.1414	5.8314	16.1471	0.2500	-	1.0917		4.4719	2.8002	47.7337	

**2016 VAN BUREN COUNTY
CERTIFIED TAX RATES
(PER \$1000 OF TAXABLE VALUE)**

STATE CODE	PUBLIC SCHOOL NAME BY ASSESSING UNIT	K-12 SCHOOLS				COLLEGE	ISD		TWP/CITIES/VILLAGES			AUTHORITY		COUNTY		TOTAL	
		S.E.T.	NON - PRE TAX	EXTRA VOTED	DEBT	OPER	ALLOC OPERATING	VOTED OPER	ALLOC CHARTER	VOTED OPER	DEBT	LIBRARY	Debt	ALLOC OPER	EXTRA VOTED	TOTAL	MILLS
80110	Gobles - Sum	6.0000						16.1471						4.4719		26.6190	
	Gobles - Win		18.0000		11.0000		0.1414	5.8314		0.2500		1.0917		-	2.8002	39.1147	
	TOTAL - NON-HOME	6.0000	18.0000	-	11.0000	-	0.1414	5.8314	16.1471	0.2500	-	1.0917		4.4719	2.8002	65.7337	
HARTFORD CITY																	
80120	Hartford - Sum	6.0000						12.1410	3.4877					4.4719		26.1006	
	Hartford - Win				7.7500		0.1414	5.8314				1.5193		-	2.8002	18.0423	
	TOTAL - HOME	6.0000	-	-	7.7500	-	0.1414	5.8314	12.1410	3.4877	-	1.5193		4.4719	2.8002	44.1429	
80120	Hartford - Sum	6.0000						12.1410	3.4877					4.4719		26.1006	
	Hartford - Win		17.9370		7.7500		0.1414	5.8314				1.5193		-	2.8002	35.9793	
	TOTAL - NON-HOME	6.0000	17.9370	-	7.7500	-	0.1414	5.8314	12.1410	3.4877	-	1.5193		4.4719	2.8002	62.0799	
SOUTH HAVEN CITY																	
80010	South Haven - Sum	6.0000			4.8000	1.7854			10.2171	4.2840				4.4719		31.5584	
	South Haven - Win						0.1414	5.8314						-	2.8002	8.7730	
	TOTAL - HOME	6.0000	-	-	4.8000	1.7854	0.1414	5.8314	10.2171	4.2840	-	-		4.4719	2.8002	40.3314	
80010	South Haven - Sum	6.0000	18.0000		4.8000	1.7854			10.2171	4.2840				4.4719		49.5584	
	South Haven - Win						0.1414	5.8314						-	2.8002	8.7730	
	TOTAL - NON-HOME	6.0000	18.0000	-	4.8000	1.7854	0.1414	5.8314	10.2171	4.2840	-	-		4.4719	2.8002	58.3314	

**2016 VAN BUREN COUNTY
CERTIFIED TAX RATES
(PER \$1000 OF TAXABLE VALUE)**

STATE CODE	PUBLIC SCHOOL NAME BY ASSESSING UNIT	K-12 SCHOOLS				COLLEGE	ISD		TWP/CITIES/VILLAGES			AUTHORITY		COUNTY		TOTAL	
		S.E.T.	NON - PRE TAX	EXTRA VOTED	DEBT	OPER	ALLOC OPERATING	VOTED OPER	ALLOC CHARTER	VOTED OPER	DEBT	LIBRARY	Debt	ALLOC OPER	EXTRA VOTED	TOTAL	MILLS
	BLOOMINGDALE VILLAGE																
	Summer Levy Only							9.6719	3.8685								13.5404
	BREEDSVILLE VILLAGE																
	Summer Levy Only							6.3734	-								6.3734
	DECUTUR VILLAGE																
	Summer Levy Only							11.4487	3.0000								14.4487
	LAWRENCE VILLAGE																
	Summer Levy Only							11.0627	4.4248								15.4875
	LAWTON VILLAGE																
	Summer Levy Only							11.4594	5.5001								16.9595
	MATTAWAN VILLAGE																
	Summer Levy Only							4.4473	-								4.4473
	PAW PAW VILLAGE																
	Summer Levy Only							11.2697	4.5077								15.7774

2016 Almena Township (01)

	STATE EQUALIZED VALUE	TAXABLE VALUE	HOMESTEAD VALUE	NON HOMESTEAD VALUE
REAL PROPERTY				
Agricultural	15,664,400	7,718,525	7,339,944	378,581
Commercial	3,081,600	2,493,551	467,508	2,026,043
Industrial	181,500	107,478	-	107,478
Residential	177,835,700	149,502,391	135,901,668	13,600,723
TOTAL REAL	196,763,200	159,821,945	143,709,120	16,112,825
PERSONAL PROPERTY				
Agricultural	-	-	-	-
Commercial	800,700	800,700	800,700	-
Industrial	40,000	40,000	40,000	-
Residential	-	-	-	-
Utility	7,725,300	7,725,300	-	7,725,300
TOTAL PERSONAL	8,566,000	8,566,000	840,700	7,725,300
GRAND TOTAL	205,329,200	168,387,945	144,549,820	23,838,125
	TAXABLE VALUE	MILLS	ANTICIPATED REVENUE	UNIT TOTALS
<u>VAN BUREN COUNTY</u>	168,387,945	2.8002		\$ 471,519.92
ALLOCATED		0.0000	\$ -	
EXTRA VOTED-PUBLIC TRANSIT		0.2480	\$ 41,760.21	
EXTRA VOTED-AMBULANCE		0.9402	\$ 158,318.35	
EXTRA VOTED-ROADS		0.9769	\$ 164,498.18	
EXTRA VOTED-PUBLIC SAFETY		0.5351	\$ 90,104.39	
EXTRA VOTED-CONSERVATION DISTRICT		0.1000	\$ 16,838.79	
<u>ALMENA TOWNSHIP</u>	168,387,945	2.6612		\$ 490,211.00
ALMENA TOWNSHIP OPERATING		0.7776	\$ 130,938.47	
EXTRA VOTED-FIRE EQMNT/PROTECTION		0.9418	\$ 158,587.77	
EXTRA VOTED-ROADS		0.9418	\$ 158,587.77	
EXTRA VOTED-SENIORS		0.2500	\$ 42,096.99	
<u>80000 VAN BUREN INTERMEDIATE</u>	168,387,945	5.9728		\$ 1,005,747.52
ALLOCATED		0.1414	\$ 23,810.06	
EXTRA VOTED-SPEC. ED.		3.3321	\$ 561,085.47	
EXTRA VOTED-VOCATIONAL		2.4993	\$ 420,851.99	
<u>80110 GOBLES</u>				\$ 392,365.97
EXTRA VOTED-NON HOME	5,247,174	18.0000	\$ 94,449.13	
EXTRA VOTED-NON HOME COM PP	204,600	6.0000	\$ 1,227.60	
DEBT RETIREMENT	26,971,749	11.0000	\$ 296,689.24	
<u>80150 MATTAWAN</u>				\$ 466,010.00
EXTRA VOTED-NON HOME	7,086,318	18.0000	\$ 127,553.72	
EXTRA VOTED-NON HOME COM PP	71,500	6.0000	\$ 429.00	
DEBT RETIREMENT	47,342,756	7.1400	\$ 338,027.28	

2016 Alma Township (01) - Continued

	<u>TAXABLE VALUE</u>	<u>MILLS</u>	<u>ANTICIPATED REVENUE</u>	<u>UNIT TOTALS</u>
80152 MATTAWAN/PAW PAW DEBT*				
DEBT TO PAW PAW (1995)	89,794	0.0000	\$ -	\$ 24.06
DEBT TO PAW PAW (1998)		0.2680	\$ 24.06	
DEBT TO MATTAWAN (2000)		0.0000	\$ -	
<hr/>				
80160 PAW PAW				
EXTRA VOTED-NON HOME	11,504,633	18.0000	\$ 207,083.39	\$ 980,896.89
EXTRA VOTED-NON HOME COM PP	524,600	6.0000	\$ 3,147.60	
DEBT RETIREMENT	93,983,646	8.2000	\$ 770,665.90	
<hr/>				
KVCC	47,432,550	2.8135	\$ 133,451.48	\$ 133,451.48
<hr/>				
PAW PAW DISTRICT LIBRARY				
EXTRA VOTED - OPERATING	93,983,646	1.7507	\$ 164,537.17	\$ 203,540.38
EXTRA VOTED - DEBT		0.4150	\$ 39,003.21	
<hr/>				
VAN BUREN DISTRICT LIBRARY				
	74,404,299	1.0917	\$ 81,227.17	\$ 81,227.17
<hr/>				
<u>SPECIAL ASSESSMENTS</u>				
Contact Drain Office for Assessments			\$ -	\$ -
<hr/>				
*Entire SEV qualifies as exempt under homestead			TOTAL WINTER LEVY	\$ 4,224,994.39
<hr/>				
<u>SUMMER TAX LEVY</u>				
<hr/>				
<u>VAN BUREN COUNTY</u>				
ALLOCATED	168,387,945	4.4719	\$ 753,014.05	\$ 753,014.05
<hr/>				
STATE EDUCATION TAX	168,347,945	6.0000	\$ 1,010,087.67	\$ 1,010,087.67
<hr/>				
			TOTAL SUMMER LEVY	\$ 1,763,101.72

2016 Antwerp Township (02, 41, 45 & 46)

	STATE EQUALIZED VALUE	TAXABLE VALUE	HOMESTEAD VALUE	NON HOMESTEAD VALUE
REAL PROPERTY				
Agricultural	15,757,800	7,155,136	6,952,185	202,951
Commercial	41,199,500	35,259,500	838,096	34,421,404
Industrial	11,890,000	10,958,489	48,669	10,909,820
Residential	311,668,200	263,727,861	238,869,072	24,858,789
TOTAL REAL	380,515,500	317,100,986	246,708,022	70,392,964
PERSONAL PROPERTY				
Agricultural	-	-	-	-
Commercial	4,592,300	4,592,300	4,592,300	-
Industrial	15,695,000	15,695,000	15,695,000	-
Residential	-	-	-	-
Utility	8,591,700	8,591,700	-	8,591,700
TOTAL PERSONAL	28,879,000	28,879,000	20,287,300	8,591,700
GRAND TOTAL	409,394,500	345,979,986	266,995,322	78,984,664
	TAXABLE VALUE	MILLS	ANTICIPATED REVENUE	UNIT TOTALS
<u>VAN BUREN COUNTY</u>	344,615,452	2.8002		\$ 964,992.20
ALLOCATED		0.0000	\$ -	
EXTRA VOTED-PUBLIC TRANSIT		0.2480	\$ 85,464.63	
EXTRA VOTED-AMBULANCE		0.9402	\$ 324,007.45	
EXTRA VOTED-ROADS		0.9769	\$ 336,654.84	
EXTRA VOTED-PUBLIC SAFETY		0.5351	\$ 184,403.73	
EXTRA VOTED-CONSERVATION DISTRICT		0.1000	\$ 34,461.55	
<u>ANTWERP TOWNSHIP</u>	344,615,452	0.8806		\$ 389,208.69
ANTWERP TOWNSHIP OPERATING		0.8806	\$ 303,468.37	
EXTRA VOTED-SENIORS		0.2488	\$ 85,740.32	
<u>RENAISSANCE ZONE</u>				
<u>80150 MATTAWAN SCHOOLS</u>				
SCHOOL DEBT- MATTAWAN	1,364,534	7.1400	\$ 9,742.77	\$ 9,742.77
<u>80000 VAN BUREN INTERMEDIATE</u>	344,615,452	5.9728		\$ 2,058,319.17
ALLOCATED		0.1414	\$ 48,728.62	
EXTRA VOTED-SPEC. ED.		3.3321	\$ 1,148,293.15	
EXTRA VOTED-VOCATIONAL		2.4993	\$ 861,297.40	
<u>80140 LAWTON</u>				\$ 1,113,765.16
EXTRA VOTED - NON HOME	18,382,294	18.0000	\$ 330,881.29	
EXTRA VOTED-NON HOME COM PP	845,600	6.0000	\$ 5,073.60	
DEBT RETIREMENT	85,473,656	9.1000	\$ 777,810.27	
<u>80150 MATTAWAN</u>				\$ 2,191,477.70
EXTRA VOTED - NON HOME	46,394,197	18.0000	\$ 835,095.55	
EXTRA VOTED-NON HOME COM PP	2,221,800	6.0000	\$ 13,330.80	
DEBT RETIREMENT	188,102,430	7.1400	\$ 1,343,051.35	

2016 Antwerp Township (02, 41, 45 & 46) - Continued

	TAXABLE VALUE	MILLS	ANTICIPATED REVENUE	UNIT TOTALS
<u>80160 PAW PAW</u>				\$ 827,780.70
EXTRA VOTED - NON HOME	13,117,139	18.0000	\$ 236,108.50	
EXTRA VOTED-NON HOME COM PP	1,524,900	6.0000	\$ 9,149.40	
DEBT RETIREMENT	71,039,366	8.2000	\$ 582,522.80	
<u>PAW PAW DISTRICT LIBRARY</u>	71,039,366			\$ 153,849.96
EXTRA VOTED - OPERATING		1.7507	\$ 124,368.62	
DEBT RETIREMENT		0.4150	\$ 29,481.34	
<u>VAN BUREN DISTRICT LIBRARY</u>	234,548,845	1.0917	\$ 256,056.97	\$ 256,056.97
<u>KVCC</u>	188,102,430	2.8135	\$ 529,226.19	\$ 529,226.19
<u>SPECIAL ASSESSMENTS</u>				\$ 470,191.28
LAWTON FIRE (Taxable Real Only)	83,173,585	1.4000	\$ 116,443.02	
MATTAWAN FIRE (Taxable Real Only)	191,332,650	1.4000	\$ 267,865.71	
MATTAWAN EMS (Taxable Real Only)	191,332,650	0.1450	\$ 27,743.23	
PAW PAW FIRE (Taxable Real Only)	41,528,086	1.4000	\$ 58,139.32	
TOTAL WINTER LEVY				\$ 8,964,610.79
<u>SUMMER TAX LEVY</u>				
<u>STATE EDUCATION TAX</u>	329,193,952	6.0000	\$ 1,975,163.71	\$ 1,975,163.71
<u>VAN BUREN COUNTY</u>	344,615,452	4.4719		\$ 1,541,085.84
ALLOCATED		4.4719	\$ 1,541,085.84	
TOTAL SUMMER LEVY				\$ 3,516,249.55

2016 Arlington Township (03)

	STATE EQUALIZED VALUE	TAXABLE VALUE	HOMESTEAD VALUE	NON HOMESTEAD VALUE
REAL PROPERTY				
Agricultural	27,107,200	11,578,902	11,130,368	448,534
Commercial	1,852,700	1,706,161	-	1,706,161
Industrial	6,100	3,883	-	3,883
Residential	45,305,200	40,431,708	24,906,649	15,525,059
TOTAL REAL	74,271,200	53,720,654	36,037,017	17,683,637
PERSONAL PROPERTY				
Agricultural	-	-	-	-
Commercial	554,100	554,100	554,100	-
Industrial	-	-	-	-
Residential	-	-	-	-
Utility	1,613,700	1,613,700	-	1,613,700
TOTAL PERSONAL	2,167,800	2,167,800	554,100	1,613,700
GRAND TOTAL	76,439,000	55,888,454	36,591,117	19,297,337
	TAXABLE VALUE	MILLS	ANTICIPATED REVENUE	UNIT TOTALS
<u>VAN BUREN COUNTY</u>	55,888,454	2.8002		\$ 156,498.85
ALLOCATED		0.0000	\$ -	
EXTRA VOTED-PUBLIC TRANSIT		0.2480	\$ 13,860.34	
EXTRA VOTED-AMBULANCE		0.9402	\$ 52,546.32	
EXTRA VOTED-ROADS		0.9769	\$ 54,597.43	
EXTRA VOTED-PUBLIC SAFETY		0.5351	\$ 29,905.91	
EXTRA VOTED-CONSERVATION DISTRICT		0.1000	\$ 5,588.85	
<u>ARLINGTON TOWNSHIP</u>	55,888,454	2.7406		\$ 167,106.47
ALLOCATED		0.7498	\$ 41,905.16	
EXTRA VOTED-ROADS		1.9908	\$ 111,262.73	
EXTRA VOTED-SENIORS		0.2494	\$ 13,938.58	
<u>80000 VAN BUREN INTERMEDIATE</u>	55,888,454	5.9728		\$ 333,810.56
ALLOCATED		0.1414	\$ 7,902.63	
EXTRA VOTED-SPEC. ED.		3.3321	\$ 186,225.92	
EXTRA VOTED-VOCATIONAL		2.4993	\$ 139,682.01	
<u>80020 BANGOR</u>				\$ 522,054.54
EXTRA VOTED-NON HOME	17,083,274	18.0000	\$ 307,498.93	
EXTRA VOTED-NON HOME COM PP	554,100	6.0000	\$ 3,324.60	
DEBT RETIREMENT	43,576,147	4.8474	\$ 211,231.01	

2016 Arlington Township (03) - Continued

	TAXABLE VALUE	MILLS	ANTICIPATED REVENUE	UNIT TOTALS
<u>80130 LAWRENCE</u>				\$ 123,095.49
EXTRA VOTED-NON HOME	2,214,063	17.7826	\$ 39,371.80	
EXTRA VOTED-NON HOME COM PP	-	5.7826	\$ -	
DEBT RETIREMENT	12,312,307	6.8000	\$ 83,723.69	
<hr/>				
VAN BUREN DISTRICT LIBRARY	55,888,454	1.0917	\$ 61,013.43	\$ 61,013.43
<hr/>				
<u>SPECIAL ASSESSMENTS</u>				\$ 144,938.32
FIRE DISTRICT (Taxable Real Only)	53,720,654	2.6980	\$ 144,938.32	
			\$ -	
<hr/>				
			TOTAL WINTER LEVY	\$ 1,508,517.66
<hr/>				
<u>SUMMER TAX LEVY</u>				
<hr/>				
STATE EDUCATION TAX	55,888,454	6.0000	\$ 335,330.72	\$ 335,330.72
<hr/>				
<u>VAN BUREN COUNTY</u>	55,888,454	4.4719		\$ 249,927.58
ALLOCATED		4.4719	\$ 249,927.58	
<hr/>				
			TOTAL SUMMER LEVY	\$ 585,258.30

2016 Bangor Township (04)

	STATE EQUALIZED VALUE	TAXABLE VALUE	HOMESTEAD VALUE	NON HOMESTEAD VALUE
REAL PROPERTY				
Agricultural	30,907,200	13,068,995	12,376,828	692,167
Commercial	1,826,700	1,697,326	-	1,697,326
Industrial	352,400	164,566	89,337	75,229
Residential	49,742,300	43,682,378	26,056,176	17,626,202
TOTAL REAL	82,828,600	58,613,265	38,522,341	20,090,924
PERSONAL PROPERTY				
Agricultural	-	-	-	-
Commercial	145,000	145,000	145,000	-
Industrial	90,000	90,000	90,000	-
Residential	-	-	-	-
Utility	2,975,500	2,971,306	-	2,971,306
TOTAL PERSONAL	3,210,500	3,206,306	235,000	2,971,306
GRAND TOTAL	86,039,100	61,819,571	38,757,341	23,062,230
	TAXABLE VALUE	MILLS	ANTICIPATED REVENUE	UNIT TOTALS
<u>VAN BUREN COUNTY</u>	61,819,571	2.8002		\$ 173,107.16
ALLOCATED		0.0000	\$ -	
EXTRA VOTED-PUBLIC TRANSIT		0.2480	\$ 15,331.25	
EXTRA VOTED-AMBULANCE		0.9402	\$ 58,122.76	
EXTRA VOTED-ROADS		0.9769	\$ 60,391.54	
EXTRA VOTED-PUBLIC SAFETY		0.5351	\$ 33,079.65	
EXTRA VOTED-CONSERVATION DISTRICT		0.1000	\$ 6,181.96	
<u>BANGOR TOWNSHIP</u>	61,819,571	4.8411		\$ 314,729.61
ALLOCATED		0.8411	\$ 51,996.44	
EXTRA VOTED-ROADS		4.0000	\$ 247,278.28	
EXTRA VOTED-SENIORS		0.2500	\$ 15,454.89	
<u>80000 VAN BUREN INTERMEDIATE</u>	61,819,571	5.9728		\$ 369,235.93
ALLOCATED		0.1414	\$ 8,741.29	
EXTRA VOTED-SPEC. ED.		3.3321	\$ 205,988.99	
EXTRA VOTED-VOCATIONAL		2.4993	\$ 154,505.65	
<u>80020 BANGOR</u>				\$ 539,878.48
EXTRA VOTED-NON HOME	17,260,955	18.0000	\$ 310,697.19	
EXTRA VOTED-NON HOME COM PP	145,000	6.0000	\$ 870.00	
DEBT RETIREMENT	47,099,742	4.8474	\$ 228,311.29	

2016 Bangor Township (04) - Continued

	TAXABLE VALUE	MILLS	ANTICIPATED REVENUE	UNIT TOTALS
<hr/>				
<u>80120 HARTFORD</u>				\$ 142,864.26
EXTRA VOTED-NON HOME	4,020,559	17.9370	\$ 72,116.77	
EXTRA VOTED-NON HOME COM PP	-	5.9370	\$ -	
DEBT RETIREMENT	9,128,709	7.7500	\$ 70,747.49	
<hr/>				
<u>80240 WOOD</u>				\$ 29,907.29
EXTRA VOTED-NON HOME	1,773,987	16.8588	\$ 29,907.29	
EXTRA VOTED-NON HOME COM PP	-	4.8588	\$ -	
EXTRA VOTED-SINKING FUND	5,509,181	0.0000	\$ -	
<hr/>				
VAN BUREN DISTRICT LIBRARY	61,819,571	1.0917	\$ 67,488.43	\$ 67,488.43
<hr/>				
<u>SPECIAL ASSESSMENTS</u>				\$ 159,428.08
FIRE DISTRICT (Taxable Real Only)	58,613,265	2.7200	\$ 159,428.08	
			\$ -	
<hr/>				
			TOTAL WINTER LEVY	\$ 1,796,639.24
<hr/>				
<u>SUMMER TAX LEVY</u>				
<hr/>				
STATE EDUCATION TAX	61,729,571	6.0000	\$ 370,377.43	\$ 370,377.43
<hr/>				
<u>VAN BUREN COUNTY</u>	61,819,571	4.4719		\$ 276,450.94
ALLOCATED		4.4719	\$ 276,450.94	
<hr/>				
<u>80040 COVERT</u>				\$ 121.12
EXTRA VOTED-NON HOME	6,729	18.0000	\$ 121.12	
EXTRA VOTED-NON HOME COM PP	-	6.0000	\$ -	
EXTRA VOTED-HOLD HARMLESS	6,729	0.0000	\$ -	
DEBT RETIREMENT	75,210	0.0000	\$ -	
<hr/>				
			TOTAL SUMMER LEVY	\$ 646,949.49

2016 Bloomingdale Township (05 & 42)

	STATE EQUALIZED VALUE	TAXABLE VALUE	HOMESTEAD VALUE	NON HOMESTEAD VALUE
REAL PROPERTY				
Agricultural	29,192,700	11,464,086	10,611,062	853,024
Commercial	3,339,500	3,103,196	171,326	2,931,870
Industrial	1,586,900	1,163,112	122,284	1,040,828
Residential	83,300,700	67,161,676	40,573,644	26,588,032
TOTAL REAL	117,419,800	82,892,070	51,478,316	31,413,754
PERSONAL PROPERTY				
Agricultural	-	-	-	-
Commercial	1,777,500	1,777,500	1,777,500	-
Industrial	504,200	504,200	504,200	-
Residential	-	-	-	-
Utility	2,441,700	2,441,700	-	2,441,700
TOTAL PERSONAL	4,723,400	4,723,400	2,281,700	2,441,700
GRAND TOTAL	122,143,200	87,615,470	53,760,016	33,855,454
	TAXABLE VALUE	MILLS	ANTICIPATED REVENUE	UNIT TOTALS
<u>VAN BUREN COUNTY</u>	87,615,470	2.8002		\$ 245,340.84
ALLOCATED		0.0000	\$ -	
EXTRA VOTED-PUBLIC TRANSIT		0.2480	\$ 21,728.64	
EXTRA VOTED-AMBULANCE		0.9402	\$ 82,376.06	
EXTRA VOTED-ROADS		0.9769	\$ 85,591.55	
EXTRA VOTED-PUBLIC SAFETY		0.5351	\$ 46,883.04	
EXTRA VOTED-CONSERVATION DISTRICT		0.1000	\$ 8,761.55	
<u>BLOOMINGDALE TOWNSHIP</u>	87,615,470	4.5895		\$ 424,015.07
ALLOCATED		0.7131	\$ 62,478.59	
EXTRA VOTED-ROADS		3.8764	\$ 339,632.61	
EXTRA VOTED-SENIORS		0.2500	\$ 21,903.87	
<u>80000 VAN BUREN INTERMEDIATE</u>	87,615,470	5.9728		\$ 523,309.68
ALLOCATED		0.1414	\$ 12,388.83	
EXTRA VOTED-SPEC. ED.		3.3321	\$ 291,943.51	
EXTRA VOTED-VOCATIONAL		2.4993	\$ 218,977.34	
<u>80090 BLOOMINGDALE</u>				\$ 699,856.53
EXTRA VOTED-NON HOME	18,022,209	17.9820	\$ 324,075.36	
EXTRA VOTED-NON HOME COM PP	1,641,300	5.9820	\$ 9,818.26	
DEBT RETIREMENT	47,527,651	7.7000	\$ 365,962.91	

2016 Bloomingdale Township (05 & 42) - Continued

	TAXABLE VALUE	MILLS	ANTICIPATED REVENUE	UNIT TOTALS
<u>80110 GOBLES</u>				\$ 726,781.62
EXTRA VOTED-NON HOME	15,833,245	18.0000	\$ 284,998.41	
EXTRA VOTED-NON HOME COM PP	136,200	6.0000	\$ 817.20	
DEBT RETIREMENT	40,087,819	11.0000	\$ 440,966.01	
<hr/>				
VAN BUREN DISTRICT LIBRARY	87,615,470	1.0917	\$ 95,649.81	\$ 95,649.81
<hr/>				
<u>SPECIAL ASSESSMENTS</u>				\$ -
			\$ -	
			\$ -	
<hr/>				
			TOTAL WINTER LEVY	\$ 2,714,953.55
<hr/>				
<u>SUMMER TAX LEVY</u>				
<hr/>				
STATE EDUCATION TAX	87,111,270	6.0000	\$ 522,667.62	\$ 522,667.62
<hr/>				
<u>VAN BUREN COUNTY</u>	87,615,470	4.4719		\$ 391,807.62
ALLOCATED		4.4719	\$ 391,807.62	
<hr/>				
			TOTAL SUMMER LEVY	\$ 914,475.24

2016 Columbia Township (06 & 40)

	STATE EQUALIZED VALUE	TAXABLE VALUE	HOMESTEAD VALUE	NON HOMESTEAD VALUE
REAL PROPERTY				
Agricultural	17,241,100	8,714,211	8,213,553	500,658
Commercial	1,526,900	1,267,693	18,695	1,248,998
Industrial	942,200	517,834	111,054	406,780
Residential	87,691,335	69,137,679	35,523,383	33,614,296
TOTAL REAL	107,401,535	79,637,417	43,866,685	35,770,732
PERSONAL PROPERTY				
Agricultural	-	-	-	-
Commercial	360,200	360,200	360,200	-
Industrial	423,200	423,200	423,200	-
Residential	-	-	-	-
Utility	3,103,500	3,103,500	-	3,103,500
TOTAL PERSONAL	3,886,900	3,886,900	783,400	3,103,500
GRAND TOTAL	111,288,435	83,524,317	44,650,085	38,874,232
	TAXABLE VALUE	MILLS	ANTICIPATED REVENUE	UNIT TOTALS
<u>VAN BUREN COUNTY</u>	83,524,317	2.8002		\$ 233,884.79
ALLOCATED		0.0000	\$ -	
EXTRA VOTED-PUBLIC TRANSIT		0.2480	\$ 20,714.03	
EXTRA VOTED-AMBULANCE		0.9402	\$ 78,529.56	
EXTRA VOTED-ROADS		0.9769	\$ 81,594.91	
EXTRA VOTED-PUBLIC SAFETY		0.5351	\$ 44,693.86	
EXTRA VOTED-CONSERVATION DISTRICT		0.1000	\$ 8,352.43	
<u>COLUMBIA TOWNSHIP</u>	83,524,317	5.0569		\$ 422,374.13
ALLOCATED		0.7569	\$ 63,219.56	
EXTRA VOTED-ROADS		2.8000	\$ 233,868.09	
EXTRA VOTED - PUBLIC SAFETY		1.2500	\$ 104,405.40	
SENIORS		0.2500	\$ 20,881.08	
<u>80000 VAN BUREN INTERMEDIATE</u>	83,524,317	5.9728		\$ 498,874.05
ALLOCATED		0.1414	\$ 11,810.34	
EXTRA VOTED-SPEC. ED.		3.3321	\$ 278,311.38	
EXTRA VOTED-VOCATIONAL		2.4993	\$ 208,752.33	
<u>80020 BANGOR</u>				\$ 507,655.90
EXTRA VOTED-NON HOME	18,002,126	18.0000	\$ 324,038.27	
EXTRA VOTED-NON HOME COM PP	42,900	6.0000	\$ 257.40	
DEBT RETIREMENT	37,826,511	4.8474	\$ 183,360.23	

2016 Columbia Township (06 & 40) - Continued

	TAXABLE VALUE	MILLS	ANTICIPATED REVENUE	UNIT TOTALS
<u>80090 BLOOMINGDALE</u>				\$ 729,093.41
EXTRA VOTED-NON HOME	20,872,106	17.9820	\$ 375,322.21	
EXTRA VOTED-NON HOME COM PP	317,300	5.9820	\$ 1,898.09	
DEBT RETIREMENT	45,697,806	7.7000	\$ 351,873.11	
<hr/>				
VAN BUREN DISTRICT LIBRARY	83,524,317	1.0917	\$ 91,183.50	\$ 91,183.50
<hr/>				
<u>SPECIAL ASSESSMENTS</u>				\$ 159,274.83
FIRE DISTRICT (Taxable Real Only)	79,637,417	2.0000	\$ 159,274.83	
AMBULANCE (Taxable Real Only)	79,637,417	0.0000	\$ -	
			\$ -	
			\$ -	
<hr/>				
			TOTAL WINTER LEVY	\$ 2,642,340.61
<hr/>				
<u>SUMMER TAX LEVY</u>				
<hr/>				
STATE EDUCATION TAX	83,101,117	6.0000	\$ 498,606.70	\$ 498,606.70
<hr/>				
<u>VAN BUREN COUNTY</u>	83,524,317	4.4719		\$ 373,512.39
ALLOCATED		4.4719	\$ 373,512.39	
<hr/>				
			TOTAL SUMMER LEVY	\$ 872,119.09

2016 Covert Township (07)

	STATE EQUALIZED VALUE	TAXABLE VALUE	HOMESTEAD VALUE	NON HOMESTEAD VALUE
REAL PROPERTY				
Agricultural	11,658,100	6,360,367	5,268,554	1,091,813
Commercial	4,837,000	4,286,599	101,468	4,185,131
Industrial	23,672,500	23,084,666	-	23,084,666
Residential	157,346,000	104,439,696	30,366,820	74,072,876
TOTAL REAL	197,513,600	138,171,328	35,736,842	102,434,486
PERSONAL PROPERTY				
Agricultural	-	-	-	-
Commercial	1,113,100	1,113,100	1,113,100	-
Industrial	540,026,600	540,026,600	121,851,600	418,175,000
Residential	-	-	-	-
Utility	18,521,100	18,521,100	-	18,521,100
TOTAL PERSONAL	559,660,800	559,660,800	122,964,700	436,696,100
GRAND TOTAL	757,174,400	697,832,128	158,701,542	539,130,586
	TAXABLE VALUE	MILLS	ANTICIPATED REVENUE	UNIT TOTALS
<u>VAN BUREN COUNTY</u>	697,832,128	2.8002		\$ 1,954,069.53
ALLOCATED		0.0000	\$ -	
EXTRA VOTED-PUBLIC TRANSIT		0.2480	\$ 173,062.37	
EXTRA VOTED-AMBULANCE		0.9402	\$ 656,101.77	
EXTRA VOTED-ROADS		0.9769	\$ 681,712.21	
EXTRA VOTED-PUBLIC SAFETY		0.5351	\$ 373,409.97	
EXTRA VOTED-CONSERVATION DISTRICT		0.1000	\$ 69,783.21	
<u>COVERT TOWNSHIP</u>	697,832,128	6.0428		\$ 4,391,318.01
ALLOCATED		0.8258	\$ 576,269.77	
EXTRA VOTED-ROADS		0.5000	\$ 348,916.06	
EXTRA VOTED-FIRE/AMBULANCE		1.7000	\$ 1,186,314.62	
EXTRA VOTED-POLICE PROT.		1.9000	\$ 1,325,881.04	
EXTRA VOTED-WATER BOND		1.1170	\$ 779,478.49	
EXTRA VOTED-SENIOR		0.2500	\$ 174,458.03	
<u>80000 VAN BUREN INTERMEDIATE</u>	696,951,292	5.9728		\$ 4,162,750.67
ALLOCATED		0.1414	\$ 98,548.91	
EXTRA VOTED-SPEC. ED.		3.3321	\$ 2,322,311.40	
EXTRA VOTED-VOCATIONAL		2.4993	\$ 1,741,890.36	
<u>11000 BERRIEN INTERMEDIATE</u>	880,836	2.3699		\$ 2,087.50
ALLOCATED		0.1745	\$ 153.71	
EXTRA VOTED-SPEC. ED.		2.1954	\$ 1,933.79	

2016 Covert Township (07) - Continued

	TAXABLE VALUE	MILLS	ANTICIPATED REVENUE	UNIT TOTALS
<u>80020 BANGOR</u>				\$ 9,539.96
EXTRA VOTED-NON HOME	257,000	18.0000	\$ 4,626.00	
EXTRA VOTED-NON HOME COM PP	-	6.0000	\$ -	
DEBT RETIREMENT	1,013,731	4.8474	\$ 4,913.96	
<hr/>				
<u>11330 COLOMA</u>				\$ 3,309.05
EXTRA VOTED-NON HOME	134,823	17.9226	\$ 2,416.38	
EXTRA VOTED-NON HOME COM PP	-	5.9226	\$ -	
DEBT RETIREMENT	241,262	3.7000	\$ 892.67	
<hr/>				
VAN BUREN DISTRICT LIBRARY	697,832,128	1.0917	\$ 761,823.33	\$ 761,823.33
<hr/>				
<u>SPECIAL ASSESSMENTS</u>			\$ -	\$ -
<hr/>				
			TOTAL WINTER LEVY	\$ 11,284,898.05
<hr/>				
<u>SUMMER TAX LEVY</u>				
<hr/>				
<u>VAN BUREN COUNTY</u>	697,832,128	4.4719		\$ 3,120,635.49
ALLOCATED		4.4719	\$ 3,120,635.49	
<hr/>				
LAKE MICHIGAN COLLEGE	697,832,128	1.7854	\$ 1,245,909.48	\$ 1,245,909.48
<hr/>				
STATE EDUCATION TAX	697,832,128	6.0000	\$ 4,186,992.77	\$ 4,186,992.77
<hr/>				
<u>11320 WATERVLIET</u>				\$ 7,075.29
EXTRA VOTED-NON HOME	170,642	18.0000	\$ 3,071.56	
EXTRA VOTED-NON HOME COM PP	-	6.0000	\$ -	
DEBT RETIREMENT	639,574	6.2600	\$ 4,003.73	
<hr/>				
<u>80010 SOUTH HAVEN</u>				\$ 120.84
EXTRA VOTED-OPERATING	-	18.0000	\$ -	
EXTRA VOTED-NON HOME COM PP	-	6.0000	\$ -	
DEBT RETIREMENT	25,175	4.8000	\$ 120.84	
<hr/>				
<u>80040 COVERT</u>				\$ 9,711,029.15
EXTRA VOTED-NON HOME	539,130,586	18.0000	\$ 9,704,350.55	
EXTRA VOTED-NON HOME COM PP	1,113,100	6.0000	\$ 6,678.60	
<hr/>				
			TOTAL SUMMER LEVY	\$ 18,271,763.02

2016 Decatur Township (08 & 43)

	STATE EQUALIZED VALUE	TAXABLE VALUE	HOMESTEAD VALUE	NON HOMESTEAD VALUE
REAL PROPERTY				
Agricultural	43,005,900	16,395,841	15,364,161	1,031,680
Commercial	11,040,100	10,182,449	333,242	9,849,207
Industrial	2,023,000	1,711,031	4,284	1,706,747
Residential	57,757,300	47,977,490	36,002,998	11,974,492
TOTAL REAL	113,826,300	76,266,811	51,704,685	24,562,126
PERSONAL PROPERTY				
Agricultural	-	-	-	-
Commercial	2,744,600	2,744,600	2,744,600	-
Industrial	767,900	767,900	767,900	-
Residential	-	-	-	-
Utility	3,673,800	3,673,800	-	3,673,800
TOTAL PERSONAL	7,186,300	7,186,300	3,512,500	3,673,800
GRAND TOTAL	121,012,600	83,453,111	55,217,185	28,235,926
	TAXABLE VALUE	MILLS	ANTICIPATED REVENUE	UNIT TOTALS
<u>VAN BUREN COUNTY</u>	83,453,111	2.8002		\$ 233,685.39
ALLOCATED		0.0000	\$ -	
EXTRA VOTED-PUBLIC TRANSIT		0.2480	\$ 20,696.37	
EXTRA VOTED-AMBULANCE		0.9402	\$ 78,462.61	
EXTRA VOTED-ROADS		0.9769	\$ 81,525.34	
EXTRA VOTED-PUBLIC SAFETY		0.5351	\$ 44,655.76	
EXTRA VOTED-CONSERVATION DISTRICT		0.1000	\$ 8,345.31	
<u>DECATUR TOWNSHIP</u>	83,453,111	2.8981		\$ 262,718.74
ALLOCATED		0.8981	\$ 74,949.24	
EXTRA VOTED - ROADS		2.0000	\$ 166,906.22	
EXTRA VOTED - SENIORS		0.2500	\$ 20,863.28	
<u>80000 VAN BUREN INTERMEDIATE</u>	83,407,503	5.9728		\$ 498,176.33
ALLOCATED		0.1414	\$ 11,793.82	
EXTRA VOTED-SPEC. ED.		3.3321	\$ 277,922.14	
EXTRA VOTED-VOCATIONAL		2.4993	\$ 208,460.37	
<u>14000 CASS INTERMEDIATE</u>	45,608	2.2317		\$ 101.78
ALLOCATED		0.2026	\$ 9.24	
EXTRA VOTED-SPEC. ED.		2.0291	\$ 92.54	
<u>80050 DECATUR</u>				\$ 1,120,530.11
EXTRA VOTED-NON HOME	28,008,949	17.8362	\$ 499,573.22	
EXTRA VOTED-NON HOME COM PP	2,744,600	5.8362	\$ 16,018.03	
DEBT RETIREMENT	81,418,420	7.4300	\$ 604,938.86	

2016 Decatur Township (08 & 43) - Continued

	TAXABLE VALUE	MILLS	ANTICIPATED REVENUE	UNIT TOTALS
<u>80140 LAWTON</u>				\$ 21,707.86
EXTRA VOTED-NON HOME	200,400	18.0000	\$ 3,607.20	
EXTRA VOTED-NON HOME COM PP	-	6.0000	\$ -	
DEBT RETIREMENT	1,989,083	9.1000	\$ 18,100.66	
<hr/>				
<u>14050 MARCELLUS</u>				\$ 774.84
EXTRA VOTED-NON HOME	26,577	18.0000	\$ 478.39	
EXTRA VOTED-NON HOME COM PP	-	6.0000	\$ -	
DEBT RETIREMENT	45,608	6.5000	\$ 296.45	
<hr/>				
VAN BUREN DISTRICT LIBRARY	83,453,111	1.0917	\$ 91,105.76	\$ 91,105.76
<hr/>				
<u>SPECIAL ASSESSMENTS</u>				\$ 190,667.04
FIRE DISTRICT (Taxable Real Only)	76,266,811	1.5000	\$ 114,400.22	
FIRE PROT. (Taxable Real Only)	76,266,811	0.5000	\$ 38,133.41	
QUICK RESP. (Taxable Real Only)	76,266,811	0.5000	\$ 38,133.41	
			\$ -	
			\$ -	
				\$ 2,419,467.85
<hr/>				
<u>SUMMER TAX LEVY</u>				
<hr/>				
STATE EDUCATION TAX	82,685,211	6.0000	\$ 496,111.27	\$ 496,111.27
<hr/>				
<u>VAN BUREN COUNTY</u>	83,453,111	4.4719		\$ 373,193.97
ALLOCATED		4.4719	\$ 373,193.97	
				\$ 869,305.24

2016 Geneva Township (09)

	STATE EQUALIZED VALUE	TAXABLE VALUE	HOMESTEAD VALUE	NON HOMESTEAD VALUE
REAL PROPERTY				
Agricultural	20,189,200	9,050,606	8,595,705	454,901
Commercial	6,021,100	5,612,383	342,303	5,270,080
Industrial	429,000	121,501	44,383	77,118
Residential	85,237,600	71,110,175	49,539,131	21,571,044
TOTAL REAL	111,876,900	85,894,665	58,521,522	27,373,143
PERSONAL PROPERTY				
Agricultural	-	-	-	-
Commercial	595,400	595,400	595,400	-
Industrial	-	-	-	-
Residential	-	-	-	-
Utility	3,457,600	3,361,275	-	3,361,275
TOTAL PERSONAL	4,053,000	3,956,675	595,400	3,361,275
GRAND TOTAL	115,929,900	89,851,340	59,116,922	30,734,418
	TAXABLE VALUE	MILLS	ANTICIPATED REVENUE	UNIT TOTALS
<u>VAN BUREN COUNTY</u>	89,851,340	2.8002		\$ 251,601.71
ALLOCATED		0.0000	\$ -	
EXTRA VOTED-PUBLIC TRANSIT		0.2480	\$ 22,283.13	
EXTRA VOTED-AMBULANCE		0.9402	\$ 84,478.23	
EXTRA VOTED-ROADS		0.9769	\$ 87,775.77	
EXTRA VOTED-PUBLIC SAFETY		0.5351	\$ 48,079.45	
EXTRA VOTED-CONSERVATION DISTRICT		0.1000	\$ 8,985.13	
<u>GENEVA TOWNSHIP</u>	89,851,340	3.9905		\$ 358,551.77
ALLOCATED		0.7731	\$ 69,464.07	
EXTRA VOTED-ROADS		2.9700	\$ 266,858.48	
EXTRA VOTED-SENIORS		0.2474	\$ 22,229.22	
<u>80000 VAN BUREN INTERMEDIATE</u>	89,851,340	5.9728		\$ 536,664.08
ALLOCATED		0.1414	\$ 12,704.98	
EXTRA VOTED-SPEC. ED.		3.3321	\$ 299,393.65	
EXTRA VOTED-VOCATIONAL		2.4993	\$ 224,565.45	
<u>80020 BANGOR</u>				\$ 228,333.96
EXTRA VOTED-NON HOME	6,374,026	18.0000	\$ 114,732.47	
EXTRA VOTED-NON HOME COM PP	205,300	6.0000	\$ 1,231.80	
DEBT RETIREMENT	23,181,436	4.8474	\$ 112,369.69	

2016 Geneva Township (09) - Continued

	TAXABLE VALUE	MILLS	ANTICIPATED REVENUE	UNIT TOTALS
<u>SPECIAL ASSESSMENTS</u>				
GENEVA FIRE DIST(Taxable Real Only)	85,894,665	2.6000	\$ 223,326.13	\$ 224,084.63
STREET LIGHT DIST - CONTINUOUS			\$ 758.50	
TOTAL WINTER LEVY				\$ 1,599,236.15
<u>SUMMER TAX LEVY</u>				
<u>VAN BUREN COUNTY</u>				
ALLOCATED	89,851,340	4.4719	\$ 401,806.21	\$ 401,806.21
LAKE MICHIGAN COLLEGE	66,539,929	1.7854	\$ 118,800.39	\$ 118,800.39
STATE EDUCATION TAX	89,851,340	6.0000	\$ 539,108.04	\$ 539,108.04
<u>80010 SOUTH HAVEN</u>				
EXTRA VOTED-NON HOME	24,329,054	18.0000	\$ 437,922.97	\$ 759,655.23
EXTRA VOTED-NON HOME COM PP	390,100	6.0000	\$ 2,340.60	
DEBT RETIREMENT	66,539,929	4.8000	\$ 319,391.66	
<u>80040 COVERT</u>				
EXTRA VOTED-NON HOME	31,338	18.0000	\$ 564.08	\$ 564.08
EXTRA VOTED-NON HOME COM PP	-	6.0000	\$ -	
EXTRA VOTED-HOLD HARMLESS	129,975	0.0000	\$ -	
DEBT RETIREMENT	129,975	0.0000	\$ -	
TOTAL SUMMER LEVY				\$ 1,819,933.95

2016 Hamilton Township (10)

	STATE EQUALIZED VALUE	TAXABLE VALUE	HOMESTEAD VALUE	NON HOMESTEAD VALUE
REAL PROPERTY				
Agricultural	38,282,000	14,522,548	14,118,810	403,738
Commercial	2,936,800	2,884,506	87,230	2,797,276
Industrial	528,600	528,600	-	528,600
Residential	39,484,150	32,393,969	21,559,789	10,834,180
TOTAL REAL	81,231,550	50,329,623	35,765,829	14,563,794
PERSONAL PROPERTY				
Agricultural	-	-	-	-
Commercial	336,800	336,800	336,800	-
Industrial	427,600	427,600	427,600	-
Residential	-	-	-	-
Utility	1,472,700	1,472,700	-	1,472,700
TOTAL PERSONAL	2,237,100	2,237,100	764,400	1,472,700
GRAND TOTAL	83,468,650	52,566,723	36,530,229	16,036,494
	TAXABLE VALUE	MILLS	ANTICIPATED REVENUE	UNIT TOTALS
<u>VAN BUREN COUNTY</u>	52,566,723	2.8002		\$ 147,197.33
ALLOCATED		0.0000	\$ -	
EXTRA VOTED-PUBLIC TRANSIT		0.2480	\$ 13,036.55	
EXTRA VOTED-AMBULANCE		0.9402	\$ 49,423.23	
EXTRA VOTED-ROADS		0.9769	\$ 51,352.43	
EXTRA VOTED-PUBLIC SAFETY		0.5351	\$ 28,128.45	
EXTRA VOTED-CONSERVATION DISTRICT		0.1000	\$ 5,256.67	
<u>HAMILTON TOWNSHIP</u>	52,566,723	0.7706		\$ 157,999.80
ALLOCATED		0.7706	\$ 40,507.92	
EXTRA VOTED - SENIORS		0.2483	\$ 13,052.32	
EXTRA VOTED - ROADS - 2014		0.9934	\$ 52,219.78	
EXTRA VOTED - ROADS - 2010		0.9934	\$ 52,219.78	
<u>80000 VAN BUREN INTERMEDIATE</u>	52,566,723	5.9728		\$ 313,970.52
ALLOCATED		0.1414	\$ 7,432.93	
EXTRA VOTED-SPEC. ED.		3.3321	\$ 175,157.58	
EXTRA VOTED-VOCATIONAL		2.4993	\$ 131,380.01	
<u>80050 DECATUR</u>				\$ 678,566.49
EXTRA VOTED-NON HOME	16,036,494	17.8362	\$ 286,030.11	
EXTRA VOTED-NON HOME COM PP	336,800	5.8362	\$ 1,965.63	
DEBT RETIREMENT	52,566,723	7.4300	\$ 390,570.75	

2016 Hamilton Township (10) - Continued

	<u>TAXABLE VALUE</u>	<u>MILLS</u>	<u>ANTICIPATED REVENUE</u>	<u>UNIT TOTALS</u>
SOUTHWESTERN MICH COLLEGE	52,566,723	2.4280	\$ 127,632.00	\$ 127,632.00
VAN BUREN DISTRICT LIBRARY	52,566,723	1.0917	\$ 57,387.09	\$ 57,387.09
<u>SPECIAL ASSESSMENTS</u>				\$ 125,824.05
FIRE DISTRICT (Taxable Real Only)	50,329,623	1.5000	\$ 75,494.43	
FIRE PROTECTION (Taxable Real Only)	50,329,623	0.5000	\$ 25,164.81	
QUICK RESPONSE (Taxable Real Only)	50,329,623	0.5000	\$ 25,164.81	
			\$ -	
			\$ -	
TOTAL WINTER LEVY				\$ 1,608,577.28
<u>SUMMER TAX LEVY</u>				
STATE EDUCATION TAX	52,139,123	6.0000	\$ 312,834.74	\$ 312,834.74
<u>VAN BUREN COUNTY</u>	52,566,723	<u>4.4719</u>		\$ 235,073.13
ALLOCATED		4.4719	\$ 235,073.13	
TOTAL SUMMER LEVY				\$ 547,907.87

2016 Hartford Township (11)

	STATE EQUALIZED VALUE	TAXABLE VALUE	HOMESTEAD VALUE	NON HOMESTEAD VALUE
REAL PROPERTY				
Agricultural	35,936,900	18,863,450	18,591,072	272,378
Commercial	5,849,800	5,392,797	297,183	5,095,614
Industrial	1,783,100	1,515,960	170,582	1,345,378
Residential	41,242,700	37,452,238	28,743,841	8,708,397
TOTAL REAL	84,812,500	63,224,445	47,802,678	15,421,767
PERSONAL PROPERTY				
Agricultural	-	-	-	-
Commercial	927,600	927,600	927,600	-
Industrial	4,100	4,100	4,100	-
Residential	-	-	-	-
Utility	2,230,900	2,230,900	-	2,230,900
TOTAL PERSONAL	3,162,600	3,162,600	931,700	2,230,900
GRAND TOTAL	87,975,100	66,387,045	48,734,378	17,652,667
	TAXABLE VALUE	MILLS	ANTICIPATED REVENUE	UNIT TOTALS
<u>VAN BUREN COUNTY</u>	66,387,045	2.8002		\$ 185,897.00
ALLOCATED		0.0000	\$ -	
EXTRA VOTED-PUBLIC TRANSIT		0.2480	\$ 16,463.99	
EXTRA VOTED-AMBULANCE		0.9402	\$ 62,417.10	
EXTRA VOTED-ROADS		0.9769	\$ 64,853.50	
EXTRA VOTED-PUBLIC SAFETY		0.5351	\$ 35,523.71	
EXTRA VOTED-CONSERVATION DISTRICT		0.1000	\$ 6,638.70	
<u>HARTFORD TOWNSHIP</u>	66,387,045	3.2054		\$ 212,797.04
ALLOCATED		0.8285	\$ 55,001.67	
EXTRA VOTED - ROADS		1.4211	\$ 94,342.63	
EXTRA VOTED - FIRE		0.7082	\$ 47,015.31	
EXTRA VOTED - SENIORS		0.2476	\$ 16,437.43	
<u>80000 VAN BUREN INTERMEDIATE</u>	64,395,887	5.9728		\$ 384,623.76
ALLOCATED		0.1414	\$ 9,105.58	
EXTRA VOTED-SPEC. ED.		3.3321	\$ 214,573.54	
EXTRA VOTED-VOCATIONAL		2.4993	\$ 160,944.64	
<u>11000 BERRIEN INTERMEDIATE</u>	1,991,158	2.3699		\$ 4,718.85
ALLOCATED		0.1745	\$ 347.46	
EXTRA VOTED-SPEC. ED.		2.1954	\$ 4,371.39	
<u>80120 HARTFORD</u>				\$ 816,168.58
EXTRA VOTED-NON HOME	17,371,539	17.9370	\$ 311,593.30	
EXTRA VOTED-NON HOME COM PP	927,600	5.9370	\$ 5,507.16	
DEBT RETIREMENT	64,395,887	7.7500	\$ 499,068.12	

2016 Hartford Township (11) - Continued

	TAXABLE VALUE	MILLS	ANTICIPATED REVENUE	UNIT TOTALS
HARTFORD DISTRICT LIBRARY	66,387,045	1.5193	\$ 100,861.84	\$ 100,861.84
<hr/>				
<u>SPECIAL ASSESSMENTS</u>			\$ -	\$ -
<hr/>				
			TOTAL WINTER LEVY	\$ 1,705,067.07
<hr/>				
<u>SUMMER TAX LEVY</u>				
<hr/>				
STATE EDUCATION TAX	66,382,945	6.0000	\$ 398,297.67	\$ 398,297.67
<hr/>				
<u>VAN BUREN COUNTY</u> ALLOCATED	66,387,045	<u>4.4719</u> 4.4719	\$ 296,876.23	\$ 296,876.23
<hr/>				
<u>11320 WATERVLIET</u>				\$ 17,524.95
EXTRA VOTED-NON HOME	281,128	18.0000	\$ 5,060.30	
EXTRA VOTED-NON HOME COM PP	-	6.0000	\$ -	
DEBT RETIREMENT	1,991,158	6.2600	\$ 12,464.65	
<hr/>				
			TOTAL SUMMER LEVY	\$ 712,698.85

2016 Keeler Township (12)

	STATE EQUALIZED VALUE	TAXABLE VALUE	HOMESTEAD VALUE	NON HOMESTEAD VALUE
REAL PROPERTY				
Agricultural	37,369,400	16,782,056	16,280,177	501,879
Commercial	5,603,800	4,933,223	45,880	4,887,343
Industrial	937,400	799,380	66,519	732,861
Residential	142,597,600	108,873,103	41,319,771	67,553,332
TOTAL REAL	186,508,200	131,387,762	57,712,347	73,675,415
PERSONAL PROPERTY				
Agricultural	-	-	-	-
Commercial	656,200	656,200	656,200	-
Industrial	2,446,500	2,446,500	2,446,500	-
Residential	-	-	-	-
Utility	2,850,100	2,850,100	-	2,850,100
TOTAL PERSONAL	5,952,800	5,952,800	3,102,700	2,850,100
GRAND TOTAL	192,461,000	137,340,562	60,815,047	76,525,515
	TAXABLE VALUE	MILLS	ANTICIPATED REVENUE	UNIT TOTALS
<u>VAN BUREN COUNTY</u>	137,340,562	2.8002		\$ 384,581.05
ALLOCATED		0.0000	\$ -	
EXTRA VOTED-PUBLIC TRANSIT		0.2480	\$ 34,060.46	
EXTRA VOTED-AMBULANCE		0.9402	\$ 129,127.60	
EXTRA VOTED-ROADS		0.9769	\$ 134,168.00	
EXTRA VOTED-PUBLIC SAFETY		0.5351	\$ 73,490.93	
EXTRA VOTED-CONSERVATION DISTRICT		0.1000	\$ 13,734.06	
<u>KEELER TOWNSHIP</u>	137,340,562	2.4122		\$ 466,902.98
ALLOCATED		0.6935	\$ 95,245.68	
EXTRA VOTED - ROADS		0.9821	\$ 134,882.17	
EXTRA VOTED - POLICE PROT.		0.7366	\$ 101,165.06	
EXTRA VOTED - FIRE		0.9874	\$ 135,610.07	
<u>80000 VAN BUREN INTERMEDIATE</u>	19,676,695	5.9728		\$ 117,524.96
ALLOCATED		0.1414	\$ 2,782.28	
EXTRA VOTED-SPEC. ED.		3.3321	\$ 65,564.72	
EXTRA VOTED-VOCATIONAL		2.4993	\$ 49,177.96	
<u>11000 BERRIEN INTERMEDIATE</u>	856,684	2.3699		\$ 2,030.25
ALLOCATED		0.1745	\$ 149.49	
EXTRA VOTED-SPEC. ED.		2.1954	\$ 1,880.76	
<u>14000 CASS INTERMEDIATE</u>	116,807,183	2.2317		\$ 260,678.60
ALLOCATED		0.2026	\$ 23,665.14	
EXTRA VOTED-SPEC. ED.		2.0291	\$ 237,013.46	

2016 Keeler Township (12) - Continued

	TAXABLE VALUE	MILLS	ANTICIPATED REVENUE	UNIT TOTALS
<u>80120 HARTFORD</u>				\$ 215,533.52
EXTRA VOTED-NON HOME	3,492,662	17.9370	\$ 62,647.88	
EXTRA VOTED-NON HOME COM PP	65,900	5.9370	\$ 391.25	
DEBT RETIREMENT	19,676,695	7.7500	\$ 152,494.39	
<hr/>				
<u>14020 DOWAGIAC</u>				\$ 1,999,668.21
EXTRA VOTED-NON HOME	73,021,338	17.8992	\$ 1,307,023.53	
EXTRA VOTED-NON HOME COM PP	590,300	5.8992	\$ 3,482.30	
DEBT RETIREMENT	116,807,183	5.9000	\$ 689,162.38	
<hr/>				
SOUTHWESTERN MICH COLLEGE	137,340,562	2.4280	\$ 333,462.88	\$ 333,462.88
<hr/>				
DOWAGIAC DISTRICT LIBRARY	116,807,183	0.7069	\$ 82,571.00	\$ 82,571.00
<hr/>				
			TOTAL WINTER LEVY	\$ 3,862,953.45
<hr/>				
<u>SUMMER TAX LEVY</u>				
<hr/>				
STATE EDUCATION TAX	134,894,062	6.0000	\$ 809,364.37	\$ 809,364.37
<hr/>				
<u>VAN BUREN COUNTY</u>	137,340,562	<u>4.4719</u>		\$ 614,173.26
ALLOCATED		4.4719	\$ 614,173.26	
<hr/>				
<u>11320 WATERVLIET</u>				\$ 5,570.11
EXTRA VOTED-NON HOME	11,515	18.0000	\$ 207.27	
EXTRA VOTED-NON HOME COM PP	-	6.0000	\$ -	
DEBT RETIREMENT	856,684	6.2600	\$ 5,362.84	
<hr/>				
			TOTAL SUMMER LEVY	\$ 1,429,107.74

Lawrence Township (13 & 44)

	STATE EQUALIZED VALUE	TAXABLE VALUE	HOMESTEAD VALUE	NON HOMESTEAD VALUE
REAL PROPERTY				
Agricultural	26,812,000	13,681,727	12,852,824	828,903
Commercial	6,232,700	5,485,985	58,593	5,427,392
Industrial	1,548,200	1,069,440	-	1,069,440
Residential	100,504,100	80,468,131	50,650,462	29,817,669
TOTAL REAL	135,097,000	100,705,283	63,561,879	37,143,404
PERSONAL PROPERTY				
Agricultural	-	-	-	-
Commercial	1,433,300	1,433,300	1,433,300	-
Industrial	62,700	62,700	62,700	-
Residential	-	-	-	-
Utility	2,575,600	2,575,600	-	2,575,600
TOTAL PERSONAL	4,071,600	4,071,600	1,496,000	2,575,600
GRAND TOTAL	139,168,600	104,776,883	65,057,879	39,719,004
	TAXABLE VALUE	MILLS	ANTICIPATED REVENUE	UNIT TOTALS
<u>VAN BUREN COUNTY</u>	104,776,883	2.8002		\$ 293,396.24
ALLOCATED		0.0000	\$ -	
EXTRA VOTED-PUBLIC TRANSIT		0.2480	\$ 25,984.67	
EXTRA VOTED-AMBULANCE		0.9402	\$ 98,511.23	
EXTRA VOTED-ROADS		0.9769	\$ 102,356.54	
EXTRA VOTED-PUBLIC SAFETY		0.5351	\$ 56,066.11	
EXTRA VOTED-CONSERVATION DISTRICT		0.1000	\$ 10,477.69	
<u>LAWRENCE TOWNSHIP</u>	104,776,883	2.2500		\$ 235,747.98
LAWRENCE OPERATING		1.0000	\$ 104,776.88	
EXTRA VOTED - ROADS		1.0000	\$ 104,776.88	
EXTRA VOTED - SENIORS		0.2500	\$ 26,194.22	
<u>80000 VAN BUREN INTERMEDIATE</u>	104,776,883	5.9728		\$ 625,811.36
ALLOCATED		0.1414	\$ 14,815.45	
EXTRA VOTED-SPEC. ED.		3.3321	\$ 349,127.05	
EXTRA VOTED-VOCATIONAL		2.4993	\$ 261,868.86	
<u>80050 DECATUR*</u>				
EXTRA VOTED-NON HOME	-	17.8362	\$ -	\$ 896.53
EXTRA VOTED-NON HOME COM PP	-	5.8362	\$ -	
DEBT RETIREMENT	120,664	7.4300	\$ 896.53	
<u>80120 HARTFORD</u>				
EXTRA VOTED-NON HOME	347,799	17.9370	\$ 6,238.47	\$ 22,821.58
EXTRA VOTED-NON HOME COM PP	-	5.9370	\$ -	
DEBT RETIREMENT	2,139,756	7.7500	\$ 16,583.11	

Lawrence Township (13 & 44) - Continued

	TAXABLE VALUE	MILLS	ANTICIPATED REVENUE	UNIT TOTALS
<u>80130 LAWRENCE</u>				\$ 1,397,397.78
EXTRA VOTED-NON HOME	39,303,093	17.7826	\$ 698,911.18	
EXTRA VOTED-NON HOME COM PP	1,433,300	5.7826	\$ 8,288.20	
DEBT RETIREMENT	101,499,765	6.8000	\$ 690,198.40	
<hr/>				
<u>80160 PAW PAW</u>				\$ 9,562.94
EXTRA VOTED-NON HOME	68,112	18.0000	\$ 1,226.02	
EXTRA VOTED-NON HOME COM PP	-	6.0000	\$ -	
DEBT RETIREMENT	1,016,698	8.2000	\$ 8,336.92	
<hr/>				
<u>PAW PAW DISTRICT LIBRARY</u>	1,016,698			\$ 2,201.86
EXTRA VOTED - OPERATING		1.7507	\$ 1,779.93	
EXTRA VOTED - DEBT		0.4150	\$ 421.93	
<hr/>				
<u>VAN BUREN DISTRICT LIBRARY</u>	103,760,185	1.0917	\$ 113,274.99	\$ 113,274.99
<hr/>				
<u>SPECIAL ASSESSMENTS</u>				\$ 307,151.11
FIRE OPER (Taxable Real Only)	100,705,283	3.0500	\$ 307,151.11	
			\$ -	
<hr/>				
*Entire SEV qualifies as exempt under homestead				
			TOTAL WINTER LEVY	\$ 3,008,262.37
<hr/>				
<u>SUMMER TAX LEVY</u>				
<hr/>				
<u>STATE EDUCATION TAX</u>	104,714,183	6.0000	\$ 628,285.10	\$ 628,285.10
<hr/>				
<u>VAN BUREN COUNTY</u>	104,776,883	4.4719		\$ 468,551.74
ALLOCATED		4.4719	\$ 468,551.74	
<hr/>				
			TOTAL SUMMER LEVY	\$ 1,096,836.84

2016 Paw Paw Township (14 & 47)

	STATE EQUALIZED VALUE	TAXABLE VALUE	HOMESTEAD VALUE	NON HOMESTEAD VALUE
REAL PROPERTY				
Agricultural	26,758,500	10,224,992	9,530,832	694,160
Commercial	52,195,900	45,661,199	273,852	45,387,347
Industrial	9,007,600	8,741,749	-	8,741,749
Residential	190,496,600	165,339,462	117,536,167	47,803,295
TOTAL REAL	278,458,600	229,967,402	127,340,851	102,626,551
PERSONAL PROPERTY				
Agricultural	-	-	-	-
Commercial	8,212,100	8,212,100	8,212,100	-
Industrial	1,433,400	1,433,400	1,433,400	-
Residential	-	-	-	-
Utility	3,677,300	3,677,300	-	3,677,300
TOTAL PERSONAL	13,322,800	13,322,800	9,645,500	3,677,300
GRAND TOTAL	291,781,400	243,290,202	136,986,351	106,303,851
	TAXABLE VALUE	MILLS	ANTICIPATED REVENUE	UNIT TOTALS
<u>VAN BUREN COUNTY</u>	243,290,202	2.8002		\$ 681,261.23
ALLOCATED		0.0000	\$ -	
EXTRA VOTED-PUBLIC TRANSIT		0.2480	\$ 60,335.97	
EXTRA VOTED-AMBULANCE		0.9402	\$ 228,741.45	
EXTRA VOTED-ROADS		0.9769	\$ 237,670.20	
EXTRA VOTED-PUBLIC SAFETY		0.5351	\$ 130,184.59	
EXTRA VOTED-CONSERVATION DISTRICT		0.1000	\$ 24,329.02	
<u>PAW PAW TOWNSHIP</u>	243,290,202	0.8340		\$ 263,726.58
PAW PAW TOWNSHIP OPERATING		0.8340	\$ 202,904.03	
EXTRA VOTED - SENIORS		0.2500	\$ 60,822.55	
<u>80000 VAN BUREN INTERMEDIATE</u>	243,290,202	5.9728		\$ 1,453,123.71
ALLOCATED		0.1414	\$ 34,401.23	
EXTRA VOTED-SPEC. ED.		3.3321	\$ 810,667.28	
EXTRA VOTED-VOCATIONAL		2.4993	\$ 608,055.20	
<u>80050 DECATUR</u>				\$ 5,254.89
EXTRA VOTED-NON HOME	32,600	17.8362	\$ 581.46	
EXTRA VOTED-NON HOME COM PP	-	5.8362	\$ -	
DEBT RETIREMENT	628,994	7.4300	\$ 4,673.43	
<u>80130 LAWRENCE</u>				\$ 129,867.62
EXTRA VOTED-NON HOME	3,797,635	17.7826	\$ 67,531.82	
EXTRA VOTED-NON HOME COM PP	6,300	5.7826	\$ 36.43	
DEBT RETIREMENT	9,161,672	6.8000	\$ 62,299.37	

2016 Paw Paw Township (14 & 47) - Continued

	TAXABLE VALUE	MILLS	ANTICIPATED REVENUE	UNIT TOTALS
<u>80140 LAWTON</u>				\$ 64,376.98
EXTRA VOTED-NON HOME	612,362	18.0000	\$ 11,022.52	
EXTRA VOTED-NON HOME COM PP	-	6.0000	\$ -	
DEBT RETIREMENT	5,863,128	9.1000	\$ 53,354.46	
<hr/>				
<u>80160 PAW PAW</u>				\$ 3,749,355.92
EXTRA VOTED-NON HOME	101,861,254	18.0000	\$ 1,833,502.57	
EXTRA VOTED-NON HOME COM PP	8,205,800	6.0000	\$ 49,234.80	
DEBT RETIREMENT	227,636,408	8.2000	\$ 1,866,618.55	
<hr/>				
<u>PAW PAW DISTRICT LIBRARY</u>	227,636,408			\$ 492,992.17
EXTRA VOTED - OPERATING		1.7507	\$ 398,523.06	
EXTRA VOTED - DEBT		0.4150	\$ 94,469.11	
<hr/>				
VAN BUREN DISTRICT LIBRARY	15,653,794	1.0917	\$ 17,089.25	\$ 17,089.25
<hr/>				
<u>SPECIAL ASSESSMENTS</u>				\$ 229,967.40
FIRE OPERATING (REAL ONLY)	229,967,402	1.0000	\$ 229,967.40	
<hr/>				
			TOTAL WINTER LEVY	\$ 7,087,015.75
<hr/>				
<u>SUMMER TAX LEVY</u>				
<hr/>				
STATE EDUCATION TAX	241,856,802	6.0000	\$ 1,451,140.81	\$ 1,451,140.81
<hr/>				
<u>VAN BUREN COUNTY</u>	243,290,202	4.4719		\$ 1,087,969.45
ALLOCATED		4.4719	\$ 1,087,969.45	
<hr/>				
			TOTAL SUMMER LEVY	\$ 2,539,110.26

2016 Pine Grove Township (15)

	STATE EQUALIZED VALUE	TAXABLE VALUE	HOMESTEAD VALUE	NON HOMESTEAD VALUE
REAL PROPERTY				
Agricultural	16,591,700	6,085,650	5,777,301	308,349
Commercial	2,757,600	2,370,820	108,050	2,262,770
Industrial	553,700	339,175	60,965	278,210
Residential	94,339,200	72,964,847	60,163,592	12,801,255
TOTAL REAL	114,242,200	81,760,492	66,109,908	15,650,584
PERSONAL PROPERTY				
Agricultural	-	-	-	-
Commercial	543,600	543,600	543,600	-
Industrial	62,200	62,200	62,200	-
Residential	-	-	-	-
Utility	2,298,300	2,298,300	-	2,298,300
TOTAL PERSONAL	2,904,100	2,904,100	605,800	2,298,300
GRAND TOTAL	117,146,300	84,664,592	66,715,708	17,948,884
	TAXABLE VALUE	MILLS	ANTICIPATED REVENUE	UNIT TOTALS
<u>VAN BUREN COUNTY</u>	84,664,592	2.8002		\$ 237,077.79
ALLOCATED		0.0000	\$ -	
EXTRA VOTED-PUBLIC TRANSIT		0.2480	\$ 20,996.82	
EXTRA VOTED-AMBULANCE		0.9402	\$ 79,601.65	
EXTRA VOTED-ROADS		0.9769	\$ 82,708.84	
EXTRA VOTED-PUBLIC SAFETY		0.5351	\$ 45,304.02	
EXTRA VOTED-CONSERVATION DISTRICT		0.1000	\$ 8,466.46	
<u>PINE GROVE TOWNSHIP</u>	84,664,592	4.1622		\$ 373,277.72
ALLOCATED		0.7070	\$ 59,857.87	
EXTRA VOTED - ROADS		1.9744	\$ 167,161.77	
EXTRA VOTED - FIRE		1.4808	\$ 125,371.33	
EXTRA VOTED - SENIORS		0.2467	\$ 20,886.75	
<u>80000 VAN BUREN INTERMEDIATE</u>	75,992,658	5.9728		\$ 453,888.95
ALLOCATED		0.1414	\$ 10,745.36	
EXTRA VOTED-SPEC. ED.		3.3321	\$ 253,215.14	
EXTRA VOTED-VOCATIONAL		2.4993	\$ 189,928.45	
<u>03000 ALLEGAN INTERMEDIATE</u>	8,671,934	4.9457		\$ 42,888.78
ALLOCATED		0.1157	\$ 1,003.34	
EXTRA VOTED-SPEC. ED.		1.5570	\$ 13,502.20	
EXTRA VOTED-VOCATIONAL		1.7800	\$ 15,436.04	
EXTRA VOTED-HANDICAP		1.4930	\$ 12,947.20	

2016 Pine Grove Township (15) - Continued

	TAXABLE VALUE	MILLS	ANTICIPATED REVENUE	UNIT TOTALS
<u>80110 GOBLES</u>				\$ 1,133,535.79
EXTRA VOTED-NON HOME	16,454,886	18.0000	\$ 296,187.95	
EXTRA VOTED-NON HOME COM PP	238,100	6.0000	\$ 1,428.60	
DEBT RETIREMENT	75,992,658	11.0000	\$ 835,919.24	
<hr/>				
<u>03020 OTSEGO</u>				\$ 102,436.40
EXTRA VOTED-NON HOME	1,493,998	18.0000	\$ 26,891.96	
EXTRA VOTED-NON HOME COM PP	305,500	6.0000	\$ 1,833.00	
DEBT RETIREMENT	8,671,934	8.5000	\$ 73,711.44	
<hr/>				
VAN BUREN DISTRICT LIBRARY	84,664,592	1.0917	\$ 92,428.34	\$ 92,428.34
<hr/>				
<u>SPECIAL ASSESSMENTS</u>			\$ -	\$ -
<hr/>				
			TOTAL WINTER LEVY	\$ 2,435,533.77
<hr/>				
<u>SUMMER TAX LEVY</u>				
<hr/>				
STATE EDUCATION TAX	84,602,392	6.0000	\$ 507,614.35	\$ 507,614.35
<hr/>				
<u>VAN BUREN COUNTY</u>	84,664,592	4.4719		\$ 378,611.59
ALLOCATED		4.4719	\$ 378,611.59	
<hr/>				
			TOTAL SUMMER LEVY	\$ 886,225.94

2016 Porter Township (16)

	STATE EQUALIZED VALUE	TAXABLE VALUE	HOMESTEAD VALUE	NON HOMESTEAD VALUE
REAL PROPERTY				
Agricultural	38,186,300	14,156,174	13,426,907	729,267
Commercial	1,823,700	1,427,154	114,479	1,312,675
Industrial	1,924,400	1,915,845	-	1,915,845
Residential	136,104,250	107,437,649	64,789,391	42,648,258
TOTAL REAL	178,038,650	124,936,822	78,330,777	46,606,045
PERSONAL PROPERTY				
Agricultural	-	-	-	-
Commercial	364,600	364,600	364,600	-
Industrial	1,188,300	1,188,300	1,188,300	-
Residential	-	-	-	-
Utility	3,067,600	3,067,600	-	3,067,600
TOTAL PERSONAL	4,620,500	4,620,500	1,552,900	3,067,600
GRAND TOTAL	182,659,150	129,557,322	79,883,677	49,673,645
	TAXABLE VALUE	MILLS	ANTICIPATED REVENUE	UNIT TOTALS
<u>VAN BUREN COUNTY</u>	129,557,322	2.8002		\$ 362,786.41
ALLOCATED		0.0000	\$ -	
EXTRA VOTED-PUBLIC TRANSIT		0.2480	\$ 32,130.22	
EXTRA VOTED-AMBULANCE		0.9402	\$ 121,809.79	
EXTRA VOTED-ROADS		0.9769	\$ 126,564.55	
EXTRA VOTED-PUBLIC SAFETY		0.5351	\$ 69,326.12	
EXTRA VOTED-CONSERVATION DISTRICT		0.1000	\$ 12,955.73	
<u>PORTER TOWNSHIP</u>	129,557,322	1.7032		\$ 253,051.36
ALLOCATED		0.7032	\$ 91,104.71	
EXTRA VOTED - FIRE PROTECTION		1.0000	\$ 129,557.32	
EXTRA VOTED - SENIORS		0.2500	\$ 32,389.33	
<u>80000 VAN BUREN INTERMEDIATE</u>	107,142,639	5.9728		\$ 639,941.56
ALLOCATED		0.1414	\$ 15,149.97	
EXTRA VOTED-SPEC. ED.		3.3321	\$ 357,009.99	
EXTRA VOTED-VOCATIONAL		2.4993	\$ 267,781.60	
<u>14000 CASS INTERMEDIATE</u>	22,414,683	2.2317		\$ 50,022.84
ALLOCATED		0.2026	\$ 4,541.21	
EXTRA VOTED-SPEC. ED		2.0291	\$ 45,481.63	
<u>80140 LAWTON</u>				\$ 1,753,271.77
EXTRA VOTED-NON HOME	43,136,031	18.0000	\$ 776,448.56	
EXTRA VOTED-NON HOME COM PP	304,200	6.0000	\$ 1,825.20	
DEBT RETIREMENT	107,142,639	9.1000	\$ 974,998.01	

2016 Porter Township (16) - Continued

	<u>TAXABLE VALUE</u>	<u>MILLS</u>	<u>ANTICIPATED REVENUE</u>	<u>UNIT TOTALS</u>
<u>14050 MARCELLUS</u>				\$ 263,734.89
EXTRA VOTED-NON HOME	6,537,614	18.0000	\$ 117,677.05	
EXTRA VOTED-NON HOME COM PP	60,400	6.0000	\$ 362.40	
DEBT RETIREMENT	22,414,683	6.5000	\$ 145,695.44	
<hr/>				
VAN BUREN DISTRICT LIBRARY	129,557,322	1.0917	\$ 141,437.73	\$ 141,437.73
<hr/>				
<u>SPECIAL ASSESSMENTS</u>				\$ 124,936.82
ROADS (REAL ONLY)	124,936,822	1.0000	\$ 124,936.82	
			TOTAL WINTER LEVY	\$ 3,589,183.38
<hr/>				
<u>SUMMER TAX LEVY</u>				
<hr/>				
STATE EDUCATION TAX	128,369,022	6.0000	\$ 770,214.13	\$ 770,214.13
<hr/>				
<u>VAN BUREN COUNTY</u>	129,557,322	<u>4.4719</u>		\$ 579,367.39
ALLOCATED		4.4719	\$ 579,367.39	
<hr/>				
			TOTAL SUMMER LEVY	\$ 1,349,581.52

2016 South Haven Township (17)

	STATE EQUALIZED VALUE	TAXABLE VALUE	HOMESTEAD VALUE	NON HOMESTEAD VALUE
REAL PROPERTY				
Agricultural	9,390,900	4,776,067	4,269,668	506,399
Commercial	23,303,000	19,908,005	328,875	19,579,130
Industrial	894,800	826,621	-	826,621
Residential	156,535,588	111,743,605	66,907,829	44,835,776
TOTAL REAL	190,124,288	137,254,298	71,506,372	65,747,926
PERSONAL PROPERTY				
Agricultural	-	-	-	-
Commercial	5,485,700	5,485,700	5,485,700	-
Industrial	203,200	203,200	203,200	-
Residential	-	-	-	-
Utility	1,534,300	1,534,300	-	1,534,300
TOTAL PERSONAL	7,223,200	7,223,200	5,688,900	1,534,300
GRAND TOTAL	197,347,488	144,477,498	77,195,272	67,282,226
	TAXABLE VALUE	MILLS	ANTICIPATED REVENUE	UNIT TOTALS
<u>VAN BUREN COUNTY</u>	144,477,498	2.8002		\$ 404,565.89
ALLOCATED		0.0000	\$ -	
EXTRA VOTED-PUBLIC TRANSIT		0.2480	\$ 35,830.42	
EXTRA VOTED-AMBULANCE		0.9402	\$ 135,837.74	
EXTRA VOTED-ROADS		0.9769	\$ 141,140.07	
EXTRA VOTED-PUBLIC SAFETY		0.5351	\$ 77,309.91	
EXTRA VOTED-CONSERVATION DISTRICT		0.1000	\$ 14,447.75	
<u>SOUTH HAVEN CHARTER TWP</u>	144,477,498	2.1504		\$ 310,684.40
ALLOCATED		0.5604	\$ 80,965.19	
EXTRA VOTED-POLICE		0.7500	\$ 108,358.12	
EXTRA VOTED-SENIORS		0.2500	\$ 36,119.37	
SOUTH HAVEN LIBRARY		0.5900	\$ 85,241.72	
<u>80000 VAN BUREN INTERMEDIATE</u>	144,477,498	5.9728		\$ 862,935.20
ALLOCATED		0.1414	\$ 20,429.12	
EXTRA VOTED-SPEC. ED.		3.3321	\$ 481,413.47	
EXTRA VOTED-VOCATIONAL		2.4993	\$ 361,092.61	
<u>SPECIAL ASSESSMENTS</u>				\$ 360,978.80
FIRE PROTECTION (Taxable Real Only)	137,254,298	2.6300	\$ 360,978.80	
			\$ -	
TOTAL WINTER LEVY				\$ 1,939,164.29

2016 South Haven Township (17) - Continued

	TAXABLE VALUE	MILLS	ANTICIPATED REVENUE	UNIT TOTALS
<u>SUMMER TAX LEVY</u>				
<hr/>				
80010 SOUTH HAVEN				\$ 1,845,083.13
EXTRA VOTED-NON HOME	63,917,485	18.0000	\$ 1,150,514.73	
EXTRA VOTED-NON HOME COM PP	5,485,700	6.0000	\$ 32,914.20	
DEBT RETIREMENT	137,844,624	4.8000	\$ 661,654.20	
<hr/>				
80040 COVERT				\$ 60,565.34
EXTRA VOTED-NON HOME	3,364,741	18.0000	\$ 60,565.34	
EXTRA VOTED-NON HOME COM PP	-	6.0000	\$ -	
EXTRA VOTED- HOLD HARMLESS	6,632,874	0.0000	\$ -	
DEBT RETIREMENT	6,632,874	0.0000	\$ -	
<hr/>				
STATE EDUCATION TAX	144,274,298	6.0000	\$ 865,645.79	\$ 865,645.79
<hr/>				
LAKE MICHIGAN COLLEGE	137,844,624	1.7854	\$ 246,107.79	\$ 246,107.79
<hr/>				
<u>VAN BUREN COUNTY</u>	144,477,498	<u>4.4719</u>		\$ 646,088.92
ALLOCATED		4.4719	\$ 646,088.92	
<hr/>				
			TOTAL SUMMER LEVY	\$ 3,663,490.97

2016 Waverly Township (18)

	STATE EQUALIZED VALUE	TAXABLE VALUE	HOMESTEAD VALUE	NON HOMESTEAD VALUE
REAL PROPERTY				
Agricultural	18,090,400	7,283,161	6,858,566	424,595
Commercial	2,099,300	1,925,341	70,183	1,855,158
Industrial	-	-	-	-
Residential	61,428,100	52,244,722	43,700,407	8,544,315
Developmental	514,600	221,723	-	221,723
TOTAL REAL	82,132,400	61,674,947	50,629,156	11,045,791
PERSONAL PROPERTY				
Agricultural	-	-	-	-
Commercial	327,400	327,400	327,400	-
Industrial	-	-	-	-
Residential	-	-	-	-
Utility	1,297,600	1,297,600	-	1,297,600
TOTAL PERSONAL	1,625,000	1,625,000	327,400	1,297,600
GRAND TOTAL	83,757,400	63,299,947	50,956,556	12,343,391
	TAXABLE VALUE	MILLS	ANTICIPATED REVENUE	UNIT TOTALS
<u>VAN BUREN COUNTY</u>	63,299,947	2.8002		\$ 177,252.51
ALLOCATED		0.0000	\$ -	
EXTRA VOTED-PUBLIC TRANSIT		0.2480	\$ 15,698.39	
EXTRA VOTED-AMBULANCE		0.9402	\$ 59,514.61	
EXTRA VOTED-ROADS		0.9769	\$ 61,837.72	
EXTRA VOTED-PUBLIC SAFETY		0.5351	\$ 33,871.80	
EXTRA VOTED-CONSERVATION DISTRICT		0.1000	\$ 6,329.99	
<u>WAVERLY TOWNSHIP</u>	63,299,947	2.6671		\$ 184,595.30
ALLOCATED		0.6739	\$ 42,657.83	
EXTRA VOTED - ROADS		1.9932	\$ 126,169.45	
EXTRA VOTED - SENIORS		0.2491	\$ 15,768.02	
<u>80000 VAN BUREN INTERMEDIATE</u>	63,299,947	5.9728		\$ 378,077.92
ALLOCATED		0.1414	\$ 8,950.61	
EXTRA VOTED-SPEC. ED.		3.3321	\$ 210,921.75	
EXTRA VOTED-VOCATIONAL		2.4993	\$ 158,205.56	
<u>80020 BANGOR</u>				\$ 31,571.63
EXTRA VOTED-NON HOME	775,256	18.0000	\$ 13,954.61	
EXTRA VOTED-NON HOME COM PP	-	6.0000	\$ -	
DEBT RETIREMENT	3,634,323	4.8474	\$ 17,617.02	
<u>80090 BLOOMINGDALE</u>				\$ 150,588.12
EXTRA VOTED-NON HOME	3,557,492	17.9820	\$ 63,970.82	
EXTRA VOTED-NON HOME COM PP	3,200	5.9820	\$ 19.14	
DEBT RETIREMENT	11,246,514	7.7000	\$ 86,598.16	

2016 Waverly Township (18) - Continued

	TAXABLE VALUE	MILLS	ANTICIPATED REVENUE	UNIT TOTALS
<u>80110 GOBLES</u>				\$ 80,024.12
EXTRA VOTED-NON HOME	816,624	18.0000	\$ 14,699.23	
EXTRA VOTED-NON HOME COM PP	-	6.0000	\$ -	
DEBT RETIREMENT	5,938,626	11.0000	\$ 65,324.89	
<hr/>				
<u>80130 LAWRENCE</u>				\$ 7,132.52
EXTRA VOTED-NON HOME	160,285	17.7826	\$ 2,850.28	
EXTRA VOTED-NON HOME COM PP	-	5.7826	\$ -	
DEBT RETIREMENT	629,741	6.8000	\$ 4,282.24	
<hr/>				
<u>80160 PAW PAW</u>				\$ 471,728.50
EXTRA VOTED-NON HOME	7,033,734	18.0000	\$ 126,607.21	
EXTRA VOTED-NON HOME COM PP	324,200	6.0000	\$ 1,945.20	
DEBT RETIREMENT	41,850,743	8.2000	\$ 343,176.09	
<hr/>				
<u>PAW PAW DISTRICT LIBRARY</u>	41,850,743			\$ 90,636.16
EXTRA VOTED - OPERATING		1.7507	\$ 73,268.10	
EXTRA VOTED - DEBT		0.4150	\$ 17,368.06	
<hr/>				
<u>VAN BUREN DISTRICT LIBRARY</u>	21,449,204	1.0917	\$ 23,416.10	\$ 23,416.10
<hr/>				
<u>SPECIAL ASSESSMENTS</u>				\$ 61,674.95
FIRE DISTRICT (Taxable Real Only)	61,674,947	1.0000	\$ 61,674.95	
			\$ -	
<hr/>				
*Entire SEV qualifies as exempt under homestead				
TOTAL WINTER LEVY				\$ 1,656,697.83
<hr/>				
<u>SUMMER TAX LEVY</u>				
<hr/>				
<u>STATE EDUCATION TAX</u>	63,299,947	6.0000	\$ 379,799.68	\$ 379,799.68
<hr/>				
<u>VAN BUREN COUNTY</u>	63,299,947	4.4719		\$ 283,071.03
ALLOCATED		4.4719	\$ 283,071.03	
<hr/>				
TOTAL SUMMER LEVY				\$ 662,870.71

2016 City of Bangor (54)

	STATE EQUALIZED VALUE	TAXABLE VALUE	HOMESTEAD VALUE	NON HOMESTEAD VALUE
REAL PROPERTY				
Agricultural	-	-	-	-
Commercial	6,334,600	6,045,480	66,180	5,979,300
Industrial	2,546,300	2,482,160	-	2,482,160
Residential	17,257,200	16,303,841	11,451,037	4,852,804
TOTAL REAL	26,138,100	24,831,481	11,517,217	13,314,264
PERSONAL PROPERTY				
Agricultural	-	-	-	-
Commercial	541,300	541,300	541,300	-
Industrial	4,619,600	4,619,600	4,619,600	-
Residential	-	-	-	-
Utility	1,370,200	1,370,200	-	1,370,200
TOTAL PERSONAL	6,531,100	6,531,100	5,160,900	1,370,200
GRAND TOTAL	32,669,200	31,362,581	16,678,117	14,684,464
	TAXABLE VALUE	MILLS	ANTICIPATED REVENUE	UNIT TOTALS
<u>VAN BUREN COUNTY</u>	31,362,581	2.8002		\$ 87,821.51
ALLOCATED		0.0000	\$ -	
EXTRA VOTED-PUBLIC TRANSIT		0.2480	\$ 7,777.92	
EXTRA VOTED-AMBULANCE		0.9402	\$ 29,487.10	
EXTRA VOTED-ROADS		0.9769	\$ 30,638.11	
EXTRA VOTED-PUBLIC SAFETY		0.5351	\$ 16,782.12	
EXTRA VOTED-CONSERVATION DISTRICT		0.1000	\$ 3,136.26	
<u>BANGOR CITY</u>	31,362,581	0.2500		\$ 54,884.52
SENIORS		0.2500	\$ 7,840.65	
ROADS		1.5000	\$ 47,043.87	
<u>80000 VAN BUREN INTERMEDIATE</u>	31,362,581	5.9728		\$ 187,322.43
ALLOCATED		0.1414	\$ 4,434.67	
EXTRA VOTED-SPEC. ED.		3.3321	\$ 104,503.26	
EXTRA VOTED-VOCATIONAL		2.4993	\$ 78,384.50	
<u>80020 BANGOR SCHOOLS</u>				\$ 419,595.13
EXTRA VOTED-NON HOME	14,684,464	18.0000	\$ 264,320.35	
EXTRA VOTED-NON HOME COM PP	541,300	6.0000	\$ 3,247.80	
DEBT RETIREMENT	31,362,581	4.8474	\$ 152,026.98	
<u>VAN BUREN DISTRICT LIBRARY</u>	31,362,581	1.0917	\$ 34,238.53	\$ 34,238.53
<u>SPECIAL ASSESSMENTS</u>				
FIRE DISTRICT (Taxable Real Only)	24,831,481	1.1250	\$ 27,935.42	\$ 77,598.38
POLICE-ACT 33/1951(Taxable Real Only)	24,831,481	2.0000	\$ 49,662.96	
TOTAL WINTER LEVY				\$ 861,460.50

2016 City of Bangor (54) - Continued

	<u>TAXABLE VALUE</u>	<u>MILLS</u>		<u>ANTICIPATED REVENUE</u>		<u>UNIT TOTALS</u>
<u>SUMMER TAX LEVY</u>						
STATE EDUCATION TAX	26,742,981	6.0000	\$	160,457.89	\$	160,457.89
<u>BANGOR CITY</u>	31,362,581	<u>14.3604</u>			\$	450,379.21
CHARTER		14.3604	\$	450,379.21		
BOND		0.0000	\$	-		
<u>RENAISSANCE ZONE</u>	-				\$	-
BOND		0.0000	\$	-		
<u>VAN BUREN COUNTY</u>	31,362,581	<u>4.4719</u>			\$	140,250.33
ALLOCATED		4.4719	\$	140,250.33		
<u>SPECIAL ASSESSMENTS</u>						
FIRE DISTRICT (Taxable Real Only)	24,831,481	1.1250	\$	27,935.42	\$	77,598.38
POLICE-ACT 33/1951(Taxable Real Only)	24,831,481	2.0000	\$	49,662.96		
				TOTAL SUMMER LEVY	\$	828,685.81

2016 City of Gobles (51)

	STATE EQUALIZED VALUE	TAXABLE VALUE	HOMESTEAD VALUE	NON HOMESTEAD VALUE
REAL PROPERTY				
Agricultural	127,900	62,536	62,536	-
Commercial	3,281,700	2,927,539	55,314	2,872,225
Industrial	-	-	-	-
Residential	10,376,300	8,724,040	6,826,846	1,897,194
TOTAL REAL	13,785,900	11,714,115	6,944,696	4,769,419
PERSONAL PROPERTY				
Agricultural	-	-	-	-
Commercial	452,200	452,200	452,200	-
Industrial	-	-	-	-
Residential	-	-	-	-
Utility	380,600	380,600	-	380,600
TOTAL PERSONAL	832,800	832,800	452,200	380,600
GRAND TOTAL	14,618,700	12,546,915	7,396,896	5,150,019
	TAXABLE VALUE	MILLS	ANTICIPATED REVENUE	UNIT TOTALS
<u>VAN BUREN COUNTY</u>	12,546,915	2.8002		\$ 35,133.86
ALLOCATED		0.0000	\$ -	
EXTRA VOTED-PUBLIC TRANSIT		0.2480	\$ 3,111.63	
EXTRA VOTED-AMBULANCE		0.9402	\$ 11,796.61	
EXTRA VOTED-ROADS		0.9769	\$ 12,257.08	
EXTRA VOTED-PUBLIC SAFETY		0.5351	\$ 6,713.85	
EXTRA VOTED-CONSERVATION DISTRICT		0.1000	\$ 1,254.69	
<u>GOBLES CITY</u>	12,546,915	0.0000	\$ -	\$ 3,136.73
CHARTER		0.0000	\$ -	
EXTRA VOTED - SENIORS		0.2500	\$ 3,136.73	
<u>80000 VAN BUREN INTERMEDIATE</u>	12,546,915	5.9728		\$ 74,940.21
ALLOCATED		0.1414	\$ 1,774.13	
EXTRA VOTED-SPEC. ED.		3.3321	\$ 41,807.58	
EXTRA VOTED-VOCATIONAL		2.4993	\$ 31,358.50	
<u>80110 GOBLES SCHOOLS</u>				\$ 233,429.61
EXTRA VOTED-NON HOME	5,150,019	18.0000	\$ 92,700.34	
EXTRA VOTED-NON HOME COM PP	452,200	6.0000	\$ 2,713.20	
DEBT RETIREMENT	12,546,915	11.0000	\$ 138,016.07	
VAN BUREN DISTRICT LIBRARY	12,546,915	1.0917	\$ 13,697.47	\$ 13,697.47
TOTAL WINTER LEVY				\$ 360,337.88
<u>SUMMER TAX LEVY</u>				
<u>GOBLES CITY</u>				
CHARTER	12,546,915	16.1471	\$ 202,596.29	\$ 202,596.29
STATE EDUCATION TAX	12,546,915	6.0000	\$ 75,281.49	\$ 75,281.49
<u>VAN BUREN COUNTY</u>	12,546,915	4.4719		\$ 56,108.55
ALLOCATED		4.4719	\$ 56,108.55	
TOTAL SUMMER LEVY				\$ 333,986.33

2016 City of Hartford (52)

	STATE EQUALIZED VALUE	TAXABLE VALUE	HOMESTEAD VALUE	NON HOMESTEAD VALUE
REAL PROPERTY				
Agricultural	-	-	-	-
Commercial	6,421,900	5,743,525	454,236	5,289,289
Industrial	1,077,300	945,928	-	945,928
Residential	23,968,500	22,429,113	15,061,757	7,367,356
TOTAL REAL	31,467,700	29,118,566	15,515,993	13,602,573
PERSONAL PROPERTY				
Agricultural	-	-	-	-
Commercial	1,896,800	1,901,800	1,901,800	-
Industrial	63,000	63,000	63,000	-
Residential	-	-	-	-
Utility	2,215,900	2,215,900	-	2,215,900
TOTAL PERSONAL	4,175,700	4,180,700	1,964,800	2,215,900
GRAND TOTAL	35,643,400	33,299,266	17,480,793	15,818,473
	TAXABLE VALUE	MILLS	ANTICIPATED REVENUE	UNIT TOTALS
<u>VAN BUREN COUNTY</u>	33,299,266	2.8002		\$ 93,244.61
ALLOCATED		0.0000	\$ -	
EXTRA VOTED-PUBLIC TRANSIT		0.2480	\$ 8,258.22	
EXTRA VOTED-AMBULANCE		0.9402	\$ 31,307.97	
EXTRA VOTED-ROADS		0.9769	\$ 32,530.05	
EXTRA VOTED-PUBLIC SAFETY		0.5351	\$ 17,818.44	
EXTRA VOTED-CONSERVATION DISTRICT		0.1000	\$ 3,329.93	
<u>HARTFORD CITY</u>	33,299,266			\$ 50,154.71
EXTRA VOTED - SENIORS		0.2419	\$ 8,055.09	
EXTRA VOTED - FIRE EQUIPMENT *	29,118,566	1.4458	\$ 42,099.62	
* Levied on Real Property Only!				
<u>80000 VAN BUREN INTERMEDIATE</u>	33,299,266	5.9728		\$ 198,889.86
ALLOCATED		0.1414	\$ 4,708.52	
EXTRA VOTED-SPEC. ED.		3.3321	\$ 110,956.48	
EXTRA VOTED-VOCATIONAL		2.4993	\$ 83,224.86	
<u>80120 HARTFORD SCHOOLS</u>				\$ 553,096.25
EXTRA VOTED-NON HOME	15,818,473	17.9370	\$ 283,735.95	
EXTRA VOTED-NON HOME COM PP	1,901,800	5.9370	\$ 11,290.99	
DEBT RETIREMENT	33,299,266	7.7500	\$ 258,069.31	
HARTFORD DISTRICT LIBRARY	33,299,266	1.5193	\$ 50,591.57	\$ 50,591.57
<u>SPECIAL ASSESSMENTS</u>			\$ -	\$ -
			\$ -	
			TOTAL WINTER LEVY	\$ 945,977.00

2016 City of Hartford (52) - Continued

<u>SUMMER TAX LEVY</u>	<u>TAXABLE VALUE</u>	<u>MILLS</u>	<u>ANTICIPATED REVENUE</u>	<u>UNIT TOTALS</u>
STATE EDUCATION TAX	33,163,337	6.0000	\$ 198,980.02	\$ 198,980.02
<u>VAN BUREN COUNTY</u> ALLOCATED	33,299,266	<u>4.4719</u> 4.4719	\$ 148,910.99	\$ 148,910.99
<u>HARTFORD CITY</u> CHARTER EXTRA VOTED BOND-WATER EXTRA VOTED-FIRE EQUIPMENT	33,299,266	<u>13.9410</u> 12.1410 1.8000 0.0000	\$ 404,286.39 \$ 59,938.68 \$ -	\$ 464,225.07
TOTAL SUMMER LEVY				\$ 812,116.08

2016 City of South Haven (53)

	<u>STATE EQUALIZED VALUE</u>	<u>TAXABLE VALUE</u>	<u>HOMESTEAD VALUE</u>	<u>NON HOMESTEAD VALUE</u>
REAL PROPERTY				
Agricultural	-	-	-	-
Commercial	69,888,600	62,530,240	411,927	62,118,313
Industrial	9,304,400	8,923,194	-	8,923,194
Residential	432,036,800	305,710,929	114,136,151	191,574,778
TOTAL REAL	<u>511,229,800</u>	<u>377,164,363</u>	<u>114,548,078</u>	<u>262,616,285</u>
PERSONAL PROPERTY				
Agricultural	-	-	-	-
Commercial	6,617,600	6,617,600	6,617,600	-
Industrial	3,243,700	3,243,700	3,243,700	-
Residential	-	-	-	-
Utility	1,129,800	1,129,800	-	1,129,800
TOTAL PERSONAL	<u>10,991,100</u>	<u>10,991,100</u>	<u>9,861,300</u>	<u>1,129,800</u>
GRAND TOTAL	522,220,900	388,155,463	124,409,378	263,746,085
	<u>TAXABLE VALUE</u>	<u>MILLS</u>	<u>ANTICIPATED REVENUE</u>	<u>UNIT TOTALS</u>
<u>VAN BUREN COUNTY</u>	388,155,463	<u>2.8002</u>		\$ 1,086,912.93
ALLOCATED		0.0000	\$ -	
EXTRA VOTED-PUBLIC TRANSIT		0.2480	\$ 96,262.55	
EXTRA VOTED-AMBULANCE		0.9402	\$ 364,943.77	
EXTRA VOTED-ROADS		0.9769	\$ 379,189.07	
EXTRA VOTED-PUBLIC SAFETY		0.5351	\$ 207,701.99	
EXTRA VOTED-CONSERVATION DISTRICT		0.1000	\$ 38,815.55	
<u>SOUTH HAVEN CITY</u>	388,155,463	<u>0.2483</u>		\$ 96,379.00
EXTRA VOTED-SENIORS		0.2483	\$ 96,379.00	
<u>80000 VAN BUREN INTERMEDIATE</u>	388,155,463	<u>5.9728</u>		\$ 2,318,374.95
ALLOCATED		0.1414	\$ 54,885.18	
EXTRA VOTED-SPEC. ED.		3.3321	\$ 1,293,372.82	
EXTRA VOTED-VOCATIONAL		2.4993	\$ 970,116.95	
<u>SPECIAL ASSESSMENTS</u>			\$ -	\$ -
			\$ -	
			TOTAL WINTER LEVY	\$ 3,501,666.88

2016 City of South Haven (53) - Continued

<u>SUMMER TAX LEVY</u>	<u>TAXABLE VALUE</u>	<u>MILLS</u>	<u>ANTICIPATED REVENUE</u>	<u>UNIT TOTALS</u>
<u>VAN BUREN COUNTY</u>	388,155,463	<u>4.4719</u>		
ALLOCATED		4.4719	\$ 1,735,792.41	\$ 1,735,792.41
<u>SOUTH HAVEN CITY</u>	388,155,463	<u>14.2528</u>		\$ 5,532,302.18
CHARTER		10.2171	\$ 3,965,823.18	
EXTRA VOTED-STREET IMP		1.5706	\$ 609,636.97	
EXTRA VOTED-GARBAGE		1.2000	\$ 465,786.56	
EXTRA VOTED-NARCOTICS		0.6751	\$ 262,043.75	
LIBRARY		0.5900	\$ 229,011.72	
STATE EDUCATION TAX	384,911,763	6.0000	\$ 2,309,470.58	\$ 2,309,470.58
<u>80010 SOUTH HAVEN SCHOOLS</u>				\$ 6,650,281.35
EXTRA VOTED-NON HOME	263,746,085	18.0000	\$ 4,747,429.53	
EXTRA VOTED-NON HOME COM PP	6,617,600	6.0000	\$ 39,705.60	
DEBT RETIREMENT	388,155,463	4.8000	\$ 1,863,146.22	
LAKE MICHIGAN COLLEGE	388,155,463	1.7854	\$ 693,012.76	\$ 693,012.76
			TOTAL SUMMER LEVY	\$ 16,920,859.28

2016 Village of Bloomingdale (42)

	STATE EQUALIZED VALUE	TAXABLE VALUE	HOMESTEAD VALUE	NON HOMESTEAD VALUE
REAL PROPERTY				
Agricultural	226,300	118,901	108,130	10,771
Commercial	978,800	957,195	-	957,195
Industrial	1,300	1,238	-	1,238
Residential	4,560,500	3,604,666	2,501,632	1,103,034
TOTAL REAL	5,766,900	4,682,000	2,609,762	2,072,238
PERSONAL PROPERTY				
Agricultural	-	-	-	-
Commercial	8,200	8,200	8,200	-
Industrial	4,000	4,000	4,000	-
Residential	-	-	-	-
Utility	261,100	261,100	-	261,100
TOTAL PERSONAL	273,300	273,300	12,200	261,100
GRAND TOTAL	6,040,200	4,955,300	2,621,962	2,333,338
	TAXABLE VALUE	MILLS	ANTICIPATED REVENUE	UNIT TOTALS

SUMMER TAX LEVY

<u>BLOOMINGDALE VILLAGE</u>	4,955,300	13.5404		\$ 67,096.75
OPERATIONS		9.6719	\$ 47,927.17	
STREETS		3.8685	\$ 19,169.58	
<u>SPECIAL ASSESSMENTS</u>				\$ -
DRAIN	-	0.0000	\$ -	
POLICE PROTECTION(Taxable Real Only)	-	0.0000	\$ -	
TOTAL SUMMER LEVY				\$ 67,096.75

2016 Village of Breedsville (40)

	STATE EQUALIZED VALUE	TAXABLE VALUE	HOMESTEAD VALUE	NON HOMESTEAD VALUE
REAL PROPERTY				
Agricultural	39,200	12,808	12,808	-
Commercial	102,000	82,717	-	82,717
Industrial	-	-	-	-
Residential	2,518,700	2,036,011	1,359,956	676,055
TOTAL REAL	2,659,900	2,131,536	1,372,764	758,772
PERSONAL PROPERTY				
Agricultural	-	-	-	-
Commercial	25,500	25,500	25,500	-
Industrial	-	-	-	-
Residential	-	-	-	-
Utility	198,200	198,200	-	198,200
TOTAL PERSONAL	223,700	223,700	25,500	198,200
GRAND TOTAL	2,883,600	2,355,236	1,398,264	956,972
	TAXABLE VALUE	MILLS	ANTICIPATED REVENUE	UNIT TOTALS

SUMMER TAX LEVY

<u>BREEDSVILLE VILLAGE</u>				\$ 15,010.86
VILLAGE ACT	2,355,236	6.3734	\$ 15,010.86	

TOTAL SUMMER LEVY \$ 15,010.86

2016 Village of Decatur (43)

	STATE EQUALIZED VALUE	TAXABLE VALUE	HOMESTEAD VALUE	NON HOMESTEAD VALUE
REAL PROPERTY				
Agricultural	-	-	-	-
Commercial	9,103,100	8,411,861	58,352	8,353,509
Industrial	1,730,000	1,444,318	-	1,444,318
Residential	21,267,500	18,038,946	13,297,706	4,741,240
TOTAL REAL	32,100,600	27,895,125	13,356,058	14,539,067
PERSONAL PROPERTY				
Agricultural	-	-	-	-
Commercial	2,390,600	2,390,600	2,390,600	-
Industrial	679,400	679,400	679,400	-
Residential	-	-	-	-
Utility	1,435,900	1,435,900	-	1,435,900
TOTAL PERSONAL	4,505,900	4,505,900	3,070,000	1,435,900
GRAND TOTAL	36,606,500	32,401,025	16,426,058	15,974,967
	TAXABLE VALUE	MILLS	ANTICIPATED REVENUE	UNIT TOTALS

SUMMER TAX LEVY

<u>DECATUR VILLAGE</u>	32,401,025	<u>14.4487</u>		\$ 468,152.69
VILLAGE ACT		11.4487	\$ 370,949.61	
STREETS		3.0000	\$ 97,203.08	
DDA ACT	8,426,405	1.8314	\$ 15,432.12	\$ 15,432.12
TOTAL SUMMER LEVY				\$ 483,584.81

2016 Village of Lawrence (44)

	STATE EQUALIZED VALUE	TAXABLE VALUE	HOMESTEAD VALUE	NON HOMESTEAD VALUE
REAL PROPERTY				
Agricultural	433,800	205,149	181,225	23,924
Commercial	3,859,500	3,505,032	-	3,505,032
Industrial	1,440,700	1,009,694	-	1,009,694
Residential	7,824,200	7,189,001	5,035,663	2,153,338
TOTAL REAL	13,558,200	11,908,876	5,216,888	6,691,988
PERSONAL PROPERTY				
Agricultural	-	-	-	-
Commercial	323,900	323,900	323,900	-
Industrial	41,400	41,400	41,400	-
Residential	-	-	-	-
Utility	616,600	616,600	-	616,600
TOTAL PERSONAL	981,900	981,900	365,300	616,600
GRAND TOTAL	14,540,100	12,890,776	5,582,188	7,308,588
	TAXABLE VALUE	MILLS	ANTICIPATED REVENUE	UNIT TOTALS

SUMMER TAX LEVY

<u>LAWRENCE VILLAGE</u>	12,890,776	15.4875		\$ 199,645.90
VILLAGE ACT		11.0627	\$ 142,606.79	
STREETS		4.4248	\$ 57,039.11	

TOTAL SUMMER LEVY \$ 199,645.90

2016 Village of Lawton (45)

	STATE EQUALIZED VALUE	TAXABLE VALUE	HOMESTEAD VALUE	NON HOMESTEAD VALUE
REAL PROPERTY				
Agricultural	290,300	80,928	80,928	-
Commercial	5,736,400	5,365,777	67,228	5,298,549
Industrial	2,047,200	1,720,973	-	1,720,973
Residential	24,131,500	21,129,563	17,012,722	4,116,841
TOTAL REAL	32,205,400	28,297,241	17,160,878	11,136,363
PERSONAL PROPERTY				
Agricultural	-	-	-	-
Commercial	721,000	721,000	721,000	-
Industrial	8,815,700	8,815,700	8,815,700	-
Residential	-	-	-	-
Utility	1,193,300	1,193,300	-	1,193,300
TOTAL PERSONAL	10,730,000	10,730,000	9,536,700	1,193,300
GRAND TOTAL	42,935,400	39,027,241	26,697,578	12,329,663
	TAXABLE VALUE	MILLS	ANTICIPATED REVENUE	UNIT TOTALS

SUMMER TAX LEVY

<u>LAWTON VILLAGE</u>	39,027,241	16.9595		\$ 661,882.50
VILLAGE ACT		11.4594	\$ 447,228.77	
VILLAGE ACT		4.5835	\$ 178,881.36	
LIBRARY		0.9166	\$ 35,772.37	
			TOTAL SUMMER LEVY	\$ 661,882.50

2016 Village of Mattawan (46)

	STATE EQUALIZED VALUE	TAXABLE VALUE	HOMESTEAD VALUE	NON HOMESTEAD VALUE
REAL PROPERTY				
Agricultural	870,400	445,664	445,664	-
Commercial	17,859,800	14,769,107	32,020	14,737,087
Industrial	8,804,500	8,465,171	-	8,465,171
Residential	30,583,800	25,465,279	20,430,849	5,034,430
TOTAL REAL	58,118,500	49,145,221	20,908,533	28,236,688
PERSONAL PROPERTY				
Agricultural	-	-	-	-
Commercial	1,446,400	1,446,400	1,446,400	-
Industrial	6,852,600	6,852,600	6,852,600	-
Residential	-	-	-	-
Utility	1,479,900	1,479,900	-	1,479,900
TOTAL PERSONAL	9,778,900	9,778,900	8,299,000	1,479,900
GRAND TOTAL	67,897,400	58,924,121	29,207,533	29,716,588
	TAXABLE VALUE	MILLS	ANTICIPATED REVENUE	UNIT TOTALS

SUMMER TAX LEVY

RENAISSANCE ZONE

REN ZONE VALUE **1,364,534**

MATTAWAN VILLAGE

CHARTER

57,559,587 **4.4473** \$ 255,984.75 \$ **400,147.31**

SPECIAL ASSESSMENTS

POLICE

48,054,187 **3.0000** \$ 144,162.56

TOTAL SUMMER LEVY \$ 400,147.31

2016 Village of Paw Paw (47)

	STATE EQUALIZED VALUE	TAXABLE VALUE	HOMESTEAD VALUE	NON HOMESTEAD VALUE
REAL PROPERTY				
Agricultural	41,672,500	30,290	30,290	-
Commercial	2,252,100	36,879,770	158,531	36,721,239
Industrial	46,643,300	2,121,123	-	2,121,123
Residential	4,844,300	40,933,773	30,542,968	10,390,805
TOTAL REAL	95,412,200	79,964,956	30,731,789	49,233,167
PERSONAL PROPERTY				
Agricultural	-	-	-	-
Commercial	4,844,300	4,844,300	4,844,300	-
Industrial	830,800	830,800	830,800	-
Residential	-	-	-	-
Utility	622,800	622,800	-	622,800
TOTAL PERSONAL	6,297,900	6,297,900	5,675,100	622,800
GRAND TOTAL	101,710,100	86,262,856	36,406,889	49,855,967
	TAXABLE VALUE	MILLS	ANTICIPATED REVENUE	UNIT TOTALS

SUMMER TAX LEVY

<u>PAW PAW VILLAGE</u>	86,262,856	15.7774		\$ 1,361,003.59
CHARTER		11.2697	\$ 972,156.51	
STREETS		4.5077	\$ 388,847.08	

TOTAL SUMMER LEVY \$ 1,361,003.59

**2016 VAN BUREN COUNTY
SCHOOL TAX DOLLARS BY DISTRICT**

DISTRICT/UNIT	\$ NON HOMESTEAD TAX	EXTRA VOTED HOLD HARMLESS	DEBT	TOTAL LEVY
80020 BANGOR SCHOOLS				
Arlington Township	\$ 310,823.53		\$ 211,231.01	\$ 522,054.54
Bangor Township	\$ 311,567.19		\$ 228,311.29	\$ 539,878.48
Columbia Township	\$ 324,295.67		\$ 183,360.23	\$ 507,655.90
Covert Township	\$ 4,626.00		\$ 4,913.96	\$ 9,539.96
Geneva Township	\$ 115,964.27		\$ 112,369.69	\$ 228,333.96
Waverly Township	\$ 13,954.61		\$ 17,617.02	\$ 31,571.63
Bangor City	\$ 267,568.15		\$ 152,026.98	\$ 419,595.13
80020 SCHOOL TOTALS	\$ 1,348,799.42		\$ 909,830.18	\$ 2,258,629.60
80090 BLOOMINGDALE SCHOOLS				
Bloomington Township	\$ 333,893.62		\$ 365,962.91	\$ 699,856.53
Columbia Township	\$ 377,220.30		\$ 351,873.11	\$ 729,093.41
Waverly Township	\$ 63,989.96		\$ 86,598.16	\$ 150,588.12
80090 SCHOOL TOTALS	\$ 775,103.88		\$ 804,434.18	\$ 1,579,538.06
11330 COLOMA SCHOOLS				
Covert Township	\$ 4,832.76		\$ 892.67	\$ 5,725.43
11330 SCHOOL TOTALS	\$ 4,832.76		\$ 892.67	\$ 5,725.43
80040 COVERT SCHOOLS				
Bangor Township	\$ 121.12	\$ -		\$ 121.12
Covert Township	\$ 9,711,029.15			\$ 9,711,029.15
Geneva Township	\$ 564.08	\$ -		\$ 564.08
South Haven Township	\$ 60,565.34	\$ -		\$ 60,565.34
80040 SCHOOL TOTALS	\$ 9,772,279.69			\$ 9,772,279.69
80050 DECATUR SCHOOLS				
Decatur Township	\$ 515,591.25		\$ 604,938.86	\$ 1,120,530.11
Hamilton Township	\$ 287,995.74		\$ 390,570.75	\$ 678,566.49
Lawrence Township	\$ -		\$ 896.53	\$ 896.53
Paw Paw Township	\$ 581.46		\$ 4,673.43	\$ 5,254.89
80050 SCHOOL TOTALS	\$ 804,168.45		\$ 1,001,079.57	\$ 1,805,248.02
14020 DOWAGIAC SCHOOLS				
Keeler Township	\$ 1,310,505.83		\$ 689,162.38	\$ 1,999,668.21
14020 SCHOOL TOTALS	\$ 1,310,505.83		\$ 689,162.38	\$ 1,999,668.21
80110 GOBLES SCHOOLS				
Almena Township	\$ 95,676.73		\$ 296,689.24	\$ 392,365.97
Bloomington Township	\$ 285,815.61		\$ 440,966.01	\$ 726,781.62
Pine Grove Township	\$ 297,616.55		\$ 835,919.24	\$ 1,133,535.79
Waverly Township	\$ 14,699.23		\$ 65,324.89	\$ 80,024.12
Gobles City	\$ 95,413.54		\$ 138,016.07	\$ 233,429.61
80110 SCHOOL TOTALS	\$ 789,221.66		\$ 1,776,915.45	\$ 2,566,137.11
80120 HARTFORD SCHOOLS				
Bangor Township	\$ 72,116.77		\$ 70,747.49	\$ 142,864.26
Hartford Township	\$ 317,100.46		\$ 499,068.12	\$ 816,168.58
Keeler Township	\$ 63,039.13		\$ 152,494.39	\$ 215,533.52
Lawrence Township	\$ 6,238.47		\$ 16,583.11	\$ 22,821.58
Hartford City	\$ 295,026.94		\$ 258,069.31	\$ 553,096.25
80120 SCHOOL TOTALS	\$ 753,521.77		\$ 996,962.42	\$ 1,750,484.19

**2016 VAN BUREN COUNTY
SCHOOL TAX DOLLARS BY DISTRICT**

DISTRICT/UNIT	\$ NON HOMESTEAD TAX	EXTRA VOTED HOLD HARMLESS	DEBT	TOTAL LEVY
80130 LAWRENCE SCHOOLS				
Arlington Township	\$ 39,371.80		\$ 83,723.69	\$ 123,095.49
Lawrence Township	\$ 707,199.38		\$ 690,198.40	\$ 1,397,397.78
Paw Paw Township	\$ 67,568.25		\$ 62,299.37	\$ 129,867.62
Waverly Township	\$ 2,850.28		\$ 4,282.24	\$ 7,132.52
80130 SCHOOL TOTALS	\$ 816,989.71		\$ 840,503.70	\$ 1,657,493.41
80140 LAWTON SCHOOLS				
Antwerp Township	\$ 335,954.89		\$ 777,810.27	\$ 1,113,765.16
Decatur Township	\$ 3,607.20		\$ 18,100.66	\$ 21,707.86
Paw Paw Township	\$ 11,022.52		\$ 53,354.46	\$ 64,376.98
Porter Township	\$ 778,273.76		\$ 974,998.01	\$ 1,753,271.77
80140 SCHOOL TOTALS	\$ 1,128,858.37		\$ 1,824,263.40	\$ 2,953,121.77
14050 MARCELLUS SCHOOLS				
Decatur Township	\$ 478.39		\$ 296.45	\$ 774.84
Porter Township	\$ 118,039.45		\$ 145,695.44	\$ 263,734.89
14050 SCHOOL TOTALS	\$ 118,517.84		\$ 145,991.89	\$ 264,509.73
80150 MATTAWAN SCHOOLS				
Almena Township	\$ 127,982.72		\$ 338,027.28	\$ 466,010.00
Antwerp Township	\$ 848,426.35		\$ 1,343,051.35	\$ 2,191,477.70
80150 SCHOOL TOTALS	\$ 976,409.07		\$ 1,681,078.63	\$ 2,657,487.70
3020 OTSEGO SCHOOLS				
Pine Grove Township	\$ 28,724.96		\$ 73,711.44	\$ 102,436.40
3020 SCHOOL TOTALS	\$ 28,724.96		\$ 73,711.44	\$ 102,436.40
80160 PAW PAW SCHOOLS				
Almena Township	\$ 210,230.99		\$ 770,665.90	\$ 980,896.89
Antwerp Township	\$ 245,257.90		\$ 582,522.80	\$ 827,780.70
Lawrence Township	\$ 1,226.02		\$ 8,336.92	\$ 9,562.94
Paw Paw Township	\$ 1,882,737.37		\$ 1,866,618.55	\$ 3,749,355.92
Waverly Township	\$ 128,552.41		\$ 343,176.09	\$ 471,728.50
80160 SCHOOL TOTALS	\$ 2,468,004.69		\$ 3,571,320.26	\$ 6,039,324.95
80010 SOUTH HAVEN SCHOOLS				
Covert Township	\$ -		\$ 120.84	\$ 120.84
Geneva Township	\$ 440,263.57		\$ 319,391.66	\$ 759,655.23
South Haven Township	\$ 1,183,428.93		\$ 661,654.20	\$ 1,845,083.13
South Haven City	\$ 4,787,135.13		\$ 1,863,146.22	\$ 6,650,281.35
80010 SCHOOL TOTALS	\$ 6,410,827.63		\$ 2,844,312.92	\$ 9,255,140.55
11320 WATERVLIT SCHOOLS				
Covert Township	\$ 3,071.56		\$ 4,003.73	\$ 7,075.29
Hartford Township	\$ 5,060.30		\$ 12,464.65	\$ 17,524.95
Keeler Township	\$ 207.27		\$ 5,362.84	\$ 5,570.11
11320 SCHOOL TOTALS	\$ 8,339.13		\$ 21,831.22	\$ 30,170.35
80240 WOOD SCHOOLS				
Bangor Township	\$ 29,907.29		\$ -	\$ 29,907.29
80240 SCHOOL TOTALS	\$ 29,907.29		\$ -	\$ 29,907.29
GRAND TOTALS	\$ 27,545,012.15	\$ -	\$ 17,182,290.31	\$ 44,727,302.46

*Debt totals do not include dollars incurred from parcel boundary changes

**2016 VAN BUREN COUNTY
INTERMEDIATE SCHOOL TAX DOLLARS BY DISTRICT**

DISTRICT	TAXABLE VALUE	ALLOCATED/ OPERATING	EXTRA VOTED	TOTAL LEVY
-----------------	----------------------	---------------------------------	--------------------	-------------------

VAN BUREN COUNTY				
80020 Bangor Schools	187,694,471	\$ 26,540.00	\$ 1,094,521.54	\$ 1,121,061.54
80090 Bloomingdale Schools	104,471,971	\$ 14,772.34	\$ 609,217.85	\$ 623,990.19
80040 Covert Schools	702,757,174	\$ 99,369.86	\$ 4,098,058.18	\$ 4,197,428.05
80050 Decatur Schools	134,734,801	\$ 19,051.50	\$ 785,692.52	\$ 804,744.02
80110 Gobles Schools	161,537,767	\$ 22,841.44	\$ 941,991.33	\$ 964,832.77
80120 Hartford Schools	128,640,313	\$ 18,189.74	\$ 750,153.12	\$ 768,342.86
80130 Lawrence Schools	123,603,485	\$ 17,477.53	\$ 720,781.36	\$ 738,258.90
80140 Lawton Schools	200,468,506	\$ 28,346.25	\$ 1,169,012.05	\$ 1,197,358.29
80150 Mattawan Schools	235,534,980	\$ 33,304.65	\$ 1,373,498.68	\$ 1,406,803.33
80160 Paw Paw Schools	435,526,861	\$ 61,583.50	\$ 2,539,731.34	\$ 2,601,314.84
80010 South Haven Schools	592,565,191	\$ 83,788.72	\$ 3,455,484.65	\$ 3,539,273.37
80240 Wood Schools	5,509,181	\$ 779.00	\$ 32,126.24	\$ 32,905.24
VAN BUREN TOTALS	3,013,044,701	\$ 426,044.52	\$ 17,570,268.87	\$ 17,996,313.39

ALLEGAN COUNTY				
Otsego Schools	8,671,934	\$ 1,003.34	\$ 41,885.44	\$ 42,888.78
ALLEGAN TOTALS	8,671,934	\$ 1,003.34	\$ 41,885.44	\$ 42,888.78

BERRIEN COUNTY				
Coloma Schools	241,262	\$ 42.10	\$ 529.67	\$ 571.77
Watervliet Schools	3,487,416	\$ 608.55	\$ 7,656.27	\$ 8,264.83
BERRIEN TOTALS	3,728,678	\$ 650.65	\$ 8,185.94	\$ 8,836.59

CASS COUNTY				
Dowagiac Schools	116,807,183	\$ 23,665.14	\$ 237,013.46	\$ 260,678.59
Marcellus Schools	22,460,291	\$ 4,550.45	\$ 45,574.18	\$ 50,124.63
CASS TOTALS	139,267,474	\$ 28,215.59	\$ 282,587.63	\$ 310,803.22

GRAND TOTALS	3,164,712,787	\$ 455,914.11	\$ 17,902,927.88	\$ 18,358,841.99
---------------------	----------------------	----------------------	-------------------------	-------------------------

**2016 VAN BUREN COUNTY
COMMUNITY COLLEGE TAX DOLLARS BY UNIT**

UNIT	TOTAL TAXABLE	TOTAL LEVY
------	---------------	------------

KALAMAZOO VALLEY COMMUNITY COLLEGE		
001 Almena Township	47,432,550	\$ 133,451.48
002 Antwerp Township	188,102,430	\$ 529,226.19
TOTAL LEVY	235,534,980	\$ 662,677.67

LAKE MICHIGAN COLLEGE		
007 Covert Township	697,832,128	\$ 1,245,909.48
009 Geneva Township	66,539,929	\$ 118,800.39
017 South Haven Township	137,844,624	\$ 246,107.79
053 South Haven City	388,155,463	\$ 693,012.76
TOTAL LEVY	1,290,372,144	\$ 2,303,830.42

SOUTHWESTERN MICHIGAN COLLEGE		
010 Hamilton Township	52,566,723	\$ 127,632.00
012 Keeler Township	137,340,562	\$ 333,462.88
TOTAL LEVY	189,907,285	\$ 461,094.88

GRAND TOTAL	1,715,814,409	\$ 3,427,602.97
--------------------	----------------------	------------------------

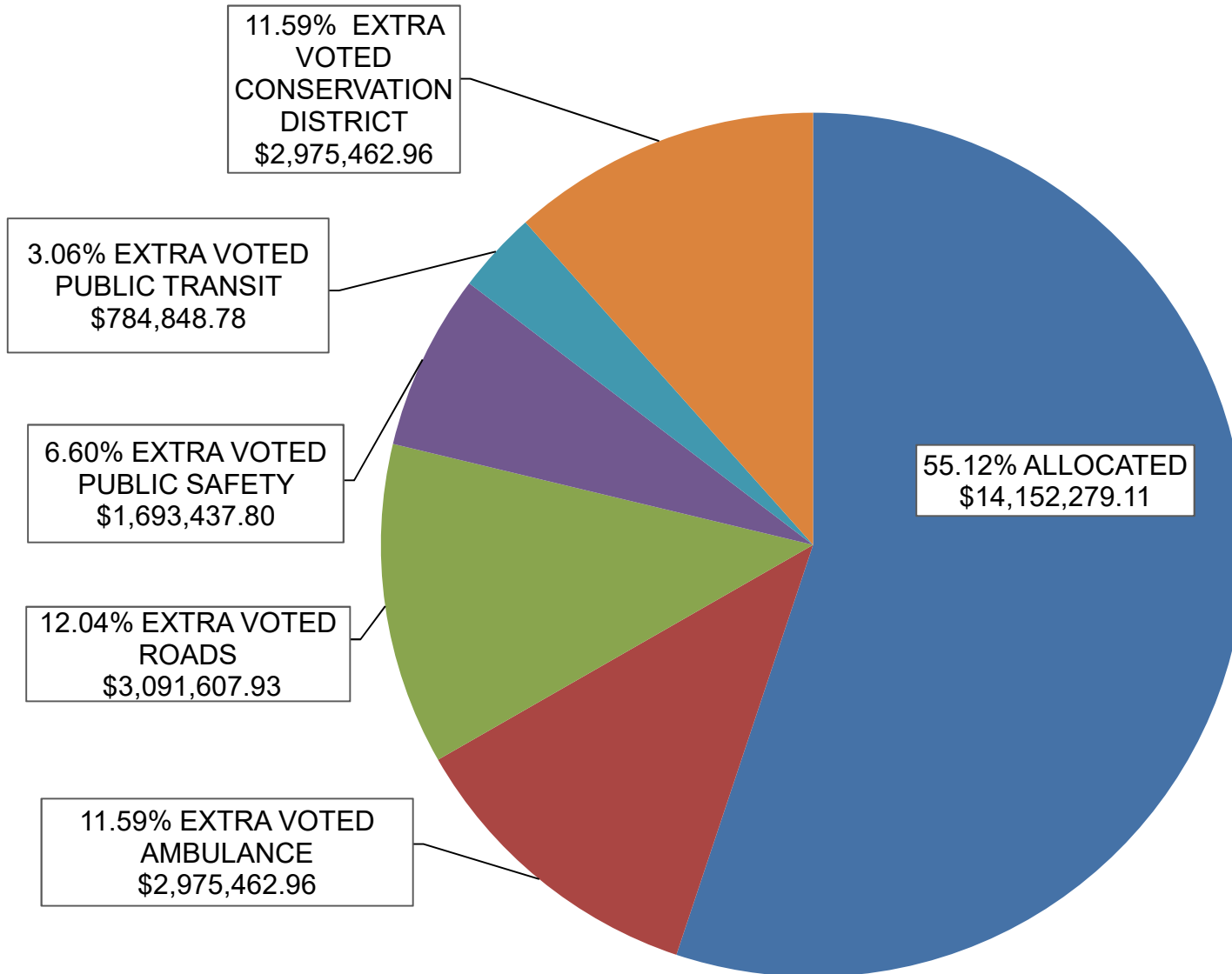
**2016 VAN BUREN COUNTY
STATE EDUCATION TAX DOLLARS BY UNIT**

UNIT	TAXABLE	OPERATING	TOTAL LEVY
0001 Almena Township	168,347,945	\$ 1,010,087.67	\$ 1,010,087.67
0002 Antwerp Township	329,193,952	\$ 1,975,163.71	\$ 1,975,163.71
0003 Arlington Township	55,888,454	\$ 335,330.72	\$ 335,330.72
0004 Bangor Township	61,729,571	\$ 370,377.43	\$ 370,377.43
0005 Bloomingdale Township	87,111,270	\$ 522,667.62	\$ 522,667.62
0006 Columbia Township	83,101,117	\$ 498,606.70	\$ 498,606.70
0007 Covert Township	697,832,128	\$ 4,186,992.77	\$ 4,186,992.77
0008 Decatur Township	82,685,211	\$ 496,111.27	\$ 496,111.27
0009 Geneva Township	89,851,340	\$ 539,108.04	\$ 539,108.04
0010 Hamilton Township	52,139,123	\$ 312,834.74	\$ 312,834.74
0011 Hartford Township	66,382,945	\$ 398,297.67	\$ 398,297.67
0012 Keeler Township	134,894,062	\$ 809,364.37	\$ 809,364.37
0013 Lawrence Township	104,714,183	\$ 628,285.10	\$ 628,285.10
0014 Paw Paw Township	241,856,802	\$ 1,451,140.81	\$ 1,451,140.81
0015 Pine Grove Township	84,602,392	\$ 507,614.35	\$ 507,614.35
0016 Porter Township	128,369,022	\$ 770,214.13	\$ 770,214.13
0017 South Haven Township	144,274,298	\$ 865,645.79	\$ 865,645.79
0018 Waverly Township	63,299,947	\$ 379,799.68	\$ 379,799.68
0054 Bangor City	26,742,981	\$ 160,457.89	\$ 160,457.89
0051 Gobles City	12,546,915	\$ 75,281.49	\$ 75,281.49
0052 Hartford City	33,163,337	\$ 198,980.02	\$ 198,980.02
0053 South Haven City	384,911,763	\$ 2,309,470.58	\$ 2,309,470.58
TOTAL LEVY	3,133,638,758	\$ 18,801,832.55	\$ 18,801,832.55

**2016 VAN BUREN COUNTY
COUNTY TAX DOLLARS BY UNITS**

UNIT	ALLOCATED	EXTRA VOTED AMBULANCE	EXTRA VOTED ROADS	EXTRA VOTED PUBLIC SAFETY	EXTRA VOTED PUBLIC TRANSIT	EXTRA VOTED CONSERVATION DISTRICT	TOTAL LEVY
0001 Almena Township	\$ 753,014.05	\$ 158,318.35	\$ 164,498.18	\$ 90,104.39	\$ 41,760.21	\$ 158,318.35	\$ 1,366,013.53
0002 Antwerp Township	\$ 1,541,085.84	\$ 324,007.45	\$ 336,654.84	\$ 184,403.73	\$ 85,464.63	\$ 324,007.45	\$ 2,795,623.94
0003 Arlington Township	\$ 249,927.58	\$ 52,546.32	\$ 54,597.43	\$ 29,905.91	\$ 13,860.34	\$ 52,546.32	\$ 453,383.90
0004 Bangor Township	\$ 276,450.94	\$ 58,122.76	\$ 60,391.54	\$ 33,079.65	\$ 15,331.25	\$ 58,122.76	\$ 501,498.90
0005 Bloomingdale Township	\$ 391,807.62	\$ 82,376.06	\$ 85,591.55	\$ 46,883.04	\$ 21,728.64	\$ 82,376.06	\$ 710,762.97
0006 Columbia Township	\$ 373,512.39	\$ 78,529.56	\$ 81,594.91	\$ 44,693.86	\$ 20,714.03	\$ 78,529.56	\$ 677,574.31
0007 Covert Township	\$ 3,120,635.49	\$ 656,101.77	\$ 681,712.21	\$ 373,409.97	\$ 173,062.37	\$ 656,101.77	\$ 5,661,023.58
0008 Decatur Township	\$ 373,193.97	\$ 78,462.61	\$ 81,525.34	\$ 44,655.76	\$ 20,696.37	\$ 78,462.61	\$ 676,996.66
0009 Geneva Township	\$ 401,806.21	\$ 84,478.23	\$ 87,775.77	\$ 48,079.45	\$ 22,283.13	\$ 84,478.23	\$ 728,901.02
0010 Hamilton Township	\$ 235,073.13	\$ 49,423.23	\$ 51,352.43	\$ 28,128.45	\$ 13,036.55	\$ 49,423.23	\$ 426,437.02
0011 Hartford Township	\$ 296,876.23	\$ 62,417.10	\$ 64,853.50	\$ 35,523.71	\$ 16,463.99	\$ 62,417.10	\$ 538,551.63
0012 Keeler Township	\$ 614,173.26	\$ 129,127.60	\$ 134,168.00	\$ 73,490.93	\$ 34,060.46	\$ 129,127.60	\$ 1,114,147.85
0013 Lawrence Township	\$ 468,551.74	\$ 98,511.23	\$ 102,356.54	\$ 56,066.11	\$ 25,984.67	\$ 98,511.23	\$ 849,981.52
0014 Paw Paw Township	\$ 1,087,969.45	\$ 228,741.45	\$ 237,670.20	\$ 130,184.59	\$ 60,335.97	\$ 228,741.45	\$ 1,973,643.11
0015 Pine Grove Township	\$ 378,611.59	\$ 79,601.65	\$ 82,708.84	\$ 45,304.02	\$ 20,996.82	\$ 79,601.65	\$ 686,824.57
0016 Porter Township	\$ 579,367.39	\$ 121,809.79	\$ 126,564.55	\$ 69,326.12	\$ 32,130.22	\$ 121,809.79	\$ 1,051,007.86
0017 South Haven Township	\$ 646,088.92	\$ 135,837.74	\$ 141,140.07	\$ 77,309.91	\$ 35,830.42	\$ 135,837.74	\$ 1,172,044.80
0018 Waverly Township	\$ 283,071.03	\$ 59,514.61	\$ 61,837.72	\$ 33,871.80	\$ 15,698.39	\$ 59,514.61	\$ 513,508.16
0054 Bangor City	\$ 140,250.33	\$ 29,487.10	\$ 30,638.11	\$ 16,782.12	\$ 7,777.92	\$ 29,487.10	\$ 254,422.68
0051 Gobles City	\$ 56,108.55	\$ 11,796.61	\$ 12,257.08	\$ 6,713.85	\$ 3,111.63	\$ 11,796.61	\$ 101,784.33
0052 Hartford City	\$ 148,910.99	\$ 31,307.97	\$ 32,530.05	\$ 17,818.44	\$ 8,258.22	\$ 31,307.97	\$ 270,133.64
0053 South Haven City	\$ 1,735,792.41	\$ 364,943.77	\$ 379,189.07	\$ 207,701.99	\$ 96,262.55	\$ 364,943.77	\$ 3,148,833.56
GRAND TOTALS	\$ 14,152,279.11	\$ 2,975,462.96	\$ 3,091,607.93	\$ 1,693,437.80	\$ 784,848.78	\$ 2,975,462.96	\$ 25,673,099.54
% OF LEVY	55.12%	11.59%	12.04%	6.60%	3.06%	11.59%	

**2016 VAN BUREN COUNTY
GRAPHIC BREAKDOWN OF COUNTY TAX LEVY**



**2016 VAN BUREN COUNTY
TOWNSHIP,CITY & VILLAGE TAX DOLLARS BY UNIT**

UNIT	TAXABLE	OPERATING	EXTRA VOTED	TOTAL LEVY
------	---------	-----------	-------------	------------

TOWNSHIPS & CITIES				
01 Almena Township	168,387,945	\$ 130,938.47	\$ 359,272.53	\$ 490,211.00
02 Antwerp Township *	344,615,452	\$ 303,468.37	\$ 85,740.32	\$ 389,208.69
03 Arlington Township	55,888,454	\$ 41,905.16	\$ 139,139.89	\$ 181,045.05
04 Bangor Township	61,819,571	\$ 51,996.44	\$ 262,733.17	\$ 314,729.61
05 Bloomingdale Township	87,615,470	\$ 62,478.59	\$ 361,536.48	\$ 424,015.07
06 Columbia Township	83,524,317	\$ 63,219.56	\$ 254,749.17	\$ 317,968.73
07 Covert Township	697,832,128	\$ 576,269.77	\$ 3,815,048.24	\$ 4,391,318.01
08 Decatur Township	83,453,111	\$ 74,949.24	\$ 187,769.50	\$ 262,718.74
09 Geneva Township	89,851,340	\$ 69,464.07	\$ 289,087.70	\$ 358,551.77
10 Hamilton Township	52,566,723	\$ 40,507.92	\$ 65,272.10	\$ 105,780.02
11 Hartford Township	66,387,045	\$ 55,001.67	\$ 157,795.37	\$ 212,797.04
12 Keeler Township	137,340,562	\$ 95,245.68	\$ 371,657.30	\$ 466,902.98
13 Lawrence Township	104,776,883	\$ 104,776.88	\$ 130,971.10	\$ 235,747.98
14 Paw Paw Township	243,290,202	\$ 202,904.03	\$ 60,822.55	\$ 263,726.58
15 Pine Grove Township	84,664,592	\$ 59,857.87	\$ 313,419.85	\$ 373,277.72
16 Porter Township	129,557,322	\$ 91,104.71	\$ 161,946.65	\$ 253,051.36
17 South Haven Township	144,477,498	\$ 80,965.19	\$ 229,719.21	\$ 310,684.40
18 Waverly Township	63,299,947	\$ 42,657.83	\$ 141,937.47	\$ 184,595.30
54 Bangor City	31,362,581	\$ 450,379.21	\$ 7,840.65	\$ 458,219.86
51 Gobles City	12,546,915	\$ 202,596.29	\$ 3,136.73	\$ 205,733.02
52 Hartford City	33,299,266	\$ 404,286.39	\$ 67,993.77	\$ 472,280.16
53 South Haven City	388,155,463	\$ 3,965,823.18	\$ 1,662,858.00	\$ 5,628,681.18
COUNTY TOTAL	3,164,712,787	\$ 7,170,796.52	\$ 9,130,447.75	\$ 16,301,244.27

VILLAGE LEVIES ONLY				
42 Bloomingdale Village	4,955,300	\$ 47,927.17	\$ 19,169.58	\$ 67,096.75
40 Breedsville Village	2,355,236	\$ 15,010.86	\$ -	\$ 15,010.86
43 Decatur Village	32,401,025	\$ 370,949.61	\$ 97,203.08	\$ 468,152.69
44 Lawrence Village	12,890,776	\$ 142,606.79	\$ 57,039.11	\$ 199,645.90
45 Lawton Village	39,027,241	\$ 447,228.77	\$ 214,653.73	\$ 661,882.50
46 Mattawan Village *	57,559,587	\$ 255,984.75	\$ -	\$ 255,984.75
47 Paw Paw Village	86,262,856	\$ 972,156.51	\$ 388,847.08	\$ 1,361,003.59
TOTAL VILLAGE LEVIES	235,452,021	\$ 2,251,864.46	\$ 776,912.58	\$ 3,028,777.04

* Renaissance Value Removed from Taxable Value

**2016 VAN BUREN COUNTY
LIBRARY AUTHORITY TAXABLE AND REVENUE BY UNIT**

UNIT	TOTAL TAXABLE	TOTAL LEVY
DOWAGIAC DISTRICT LIBRARY		
0012 Keeler Township - Dowagiac Schools	116,807,183	\$ 82,571.00
DOWAGIAC TOTALS	116,807,183	\$ 82,571.00
HARTFORD DISTRICT LIBRARY		
0011 Hartford Township	66,387,045	\$ 100,861.84
0052 Hartford City	33,299,266	\$ 50,591.57
HARTFORD TOTALS	99,686,311	\$ 151,453.41
PAW PAW DISTRICT LIBRARY - OPERATING & DEBT LEVY		
0001 Almena Township - Paw Paw Schools	93,983,646	\$ 203,540.38
0002 Antwerp Township - Paw Paw Schools	71,039,366	\$ 153,849.96
0013 Lawrence Township - Paw Paw Schools	1,016,698	\$ 2,201.86
0014 Paw Paw Township - Paw Paw Schools	227,636,408	\$ 492,992.17
0018 Waverly Township - Paw Paw Schools	41,850,743	\$ 90,636.16
PAW PAW TOTALS	435,526,861	\$ 943,220.53
VAN BUREN DISTRICT LIBRARY		
0001 Almena Township - (Except Paw Paw Schools)	74,404,299	\$ 81,227.17
0002 Antwerp Township - Mattawan Schools	234,548,845	\$ 256,056.97
0003 Arlington Township	55,888,454	\$ 61,013.43
0004 Bangor Township	61,819,571	\$ 67,488.43
0005 Bloomingdale Township	87,615,470	\$ 95,649.81
0006 Columbia Township	83,524,317	\$ 91,183.50
0007 Covert Township	697,832,128	\$ 761,823.33
0008 Decatur Township	83,453,111	\$ 91,105.76
0010 Hamilton Township	52,566,723	\$ 57,387.09
0013 Lawrence Township - (Except Paw Paw Schools)	103,760,185	\$ 113,274.99
0014 Paw Paw Township - (Except Paw Paw Schools)	15,653,794	\$ 17,089.25
0015 Pine Grove Township	84,664,592	\$ 92,428.34
0016 Porter Township	129,557,322	\$ 141,437.73
0018 Waverly Township - (Except Paw Paw Schools)	21,449,204	\$ 23,416.10
0054 Bangor City	31,362,581	\$ 34,238.53
0051 Gobles City	12,546,915	\$ 13,697.47
VAN BUREN TOTALS	1,830,647,511	\$ 1,998,517.90
GRAND TOTAL		2,482,667,866 \$ 3,175,762.84

* Renaissance Value Removed from Taxable Value

**2016 VAN BUREN COUNTY
RENAISSANCE ZONE TOTALS
TOOL & DIE ZONE**

DISTRICT/UNIT	TAXABLE VALUE	TOTAL LEVY
010 Antwerp Township - Mattawan Village		
School Debt - Mattawan School	1,364,534 \$	9,742.77
ANTWERP TWP ZONE TOTALS	1,364,534 \$	9,742.77
TOTAL COUNTY RENAISSANCE ZONE	\$ 1,364,534	\$ 9,742.77