

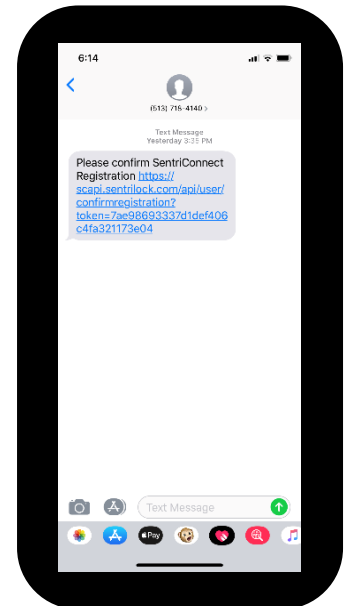
SentriConnect App



DOWNLOAD & CREATE AN ACCOUNT ON SENTRICONNECT

Help: 866-736-2322

1. From your mobile device's application store, search **SentriConnect**.
2. Download the app.
3. When app has downloaded, tap on the **SentriConnect** icon.
4. Select the **Create Account** button and enter:
 - a. First Name
 - b. Last Name
 - c. Email Address
 - d. Create a desired password.
 - e. Confirm your desired password.
 - f. Create a desired PIN.
 - g. Confirm your desired PIN.
 - h. Cell Phone Number
5. Tap the **Send Activation** button
6. You will receive a text message to activate your account.



WHY USE THE APP?

The **SentriConnect** app enables you to access the key compartment of an Agent's lockbox with your mobile device without having the **Sentrikey Real Estate** app on your device. The listing agent will use the **SentriKey Real Estate** app on their device to grant you, a **SentriConnect** user, access to their lockboxes.

SentriConnect App



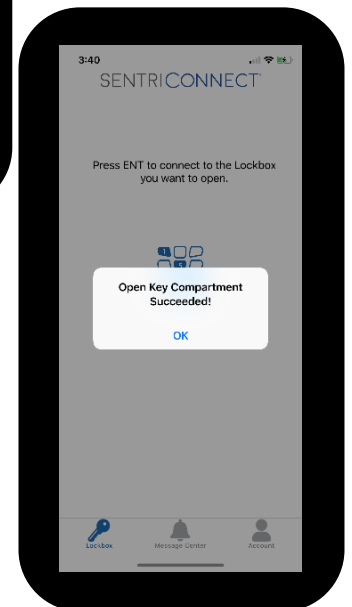
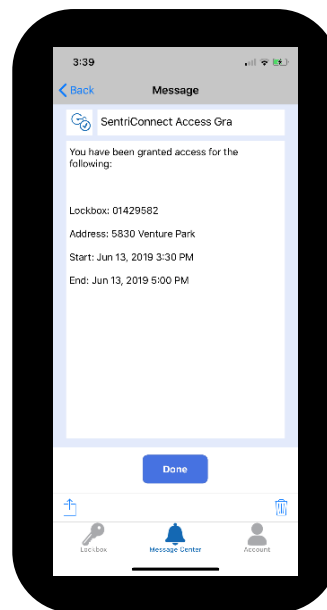
OPEN THE KEY COMPARTMENT ON A BLUETOOTH LOCKBOX

Help: 866-736-2322

1. Using your mobile device, log into the SentriConnect App.

2. On the lockbox keypad, press **ENT** to wake up the lockbox. This will establish a connection with the App. You'll see a flashing blue light on the lockbox.

3. In SentriConnect, enter your PIN and tap **Open Lockbox**. The lockbox motor will begin turning and the lockbox key compartment will open. You'll receive a message in SentriConnect saying your access has been recorded. Select, **OK**.



NOTE

If you're in an area without service, you'll be able to open the lockbox with a Bluetooth connection only. This means you must be within about 50 feet of the lockbox in order for your mobile device to communicate with it. You will only have access to lockboxes the Listing Agent has granted you permission to access.