


Supercharge your practice



START HERE
click this button

GET STARTED

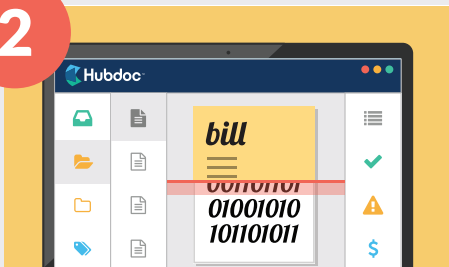
1



Sign up for a **1-on-1 demo** with your Account Manager



2



Sign up for your **lifetime-free VIP** Hubdoc account

3




Get **Hubdoc Certified**

4



Integrate your accounting software with Hubdoc

5




Add **automated connections** for financial institutions, software subscriptions, utilities & more

6



Manually upload **paper receipts** and invoices

7



BEST PRACTICES

Attend a **weekly webinar** for best practices and workflow tips

8



Add **client accounts**: Start with doc-collecting-challenged clients and/or those who are tech savvy

9



Check in with your **Account Manager**. They're here to help!

10



Subscribe to the **Hubdoc blog** for tips on how to become a top cloud accountant

11



Add more clients to reach **Partner Pricing Discounts**

12



Scale your practice!

(this isn't a button)

To help you get started, here's what you'll receive from us:



Free VIP account for life



Free staff member accounts



Unlimited data storage



Unlimited automated fetching of documents



Dedicated Account Manager



Ongoing world class Support Team



Partner marketing assets