

# Barometer of disinformation

## Part 2/3

On how disinformation spreads hate speech and distorts our perceptions of migrants



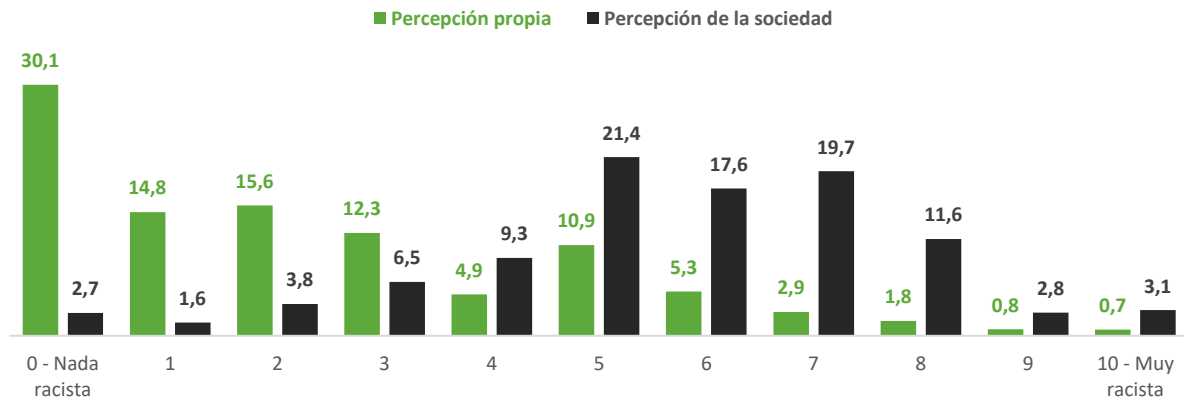


**High exposure to  
disinformation affects  
people's perceptions of  
migrants**

# THE VAST MAJORITY OF PEOPLE IN SPAIN CONSIDER THEMSELVES AS NOT VERY OR NOT AT ALL RACIST

We tend to consider ourselves far less racist than society as a whole

How racist do you consider yourself with regard to society?



Average self-positioning with regard to racism: 2.37  
Average perception of racism in society: 5.65

*“In my opinion, accepting immigrants in Spain is...”*

**24%** A FAVOUR

**42%** A DUTY

Q21. On a scale of 0 to 10, where would you place yourself, with 0 being “Not at all racist” and 10 being “Very racist”?

Q22. On the same scale, how racist do you consider Spanish society in general?

Q20. After this last year and a half of the pandemic, how has your perception of immigrants in Spain changed?



# THERE IS BROAD ETHICAL AWARENESS OF THE NEED TO HELP MIGRANTS

The universal values of solidarity are present in our discourse...

... based on **GRATITUDE** ▶ **67%**

“I believe that we are lucky to be in an advanced country, so we must help those who have not had the same luck”

... based on **MORAL CONVICTION** ▶ **71%**

“Because of my moral and religious convictions, I believe we must care for the people who need it regardless of their origin, race or religion”

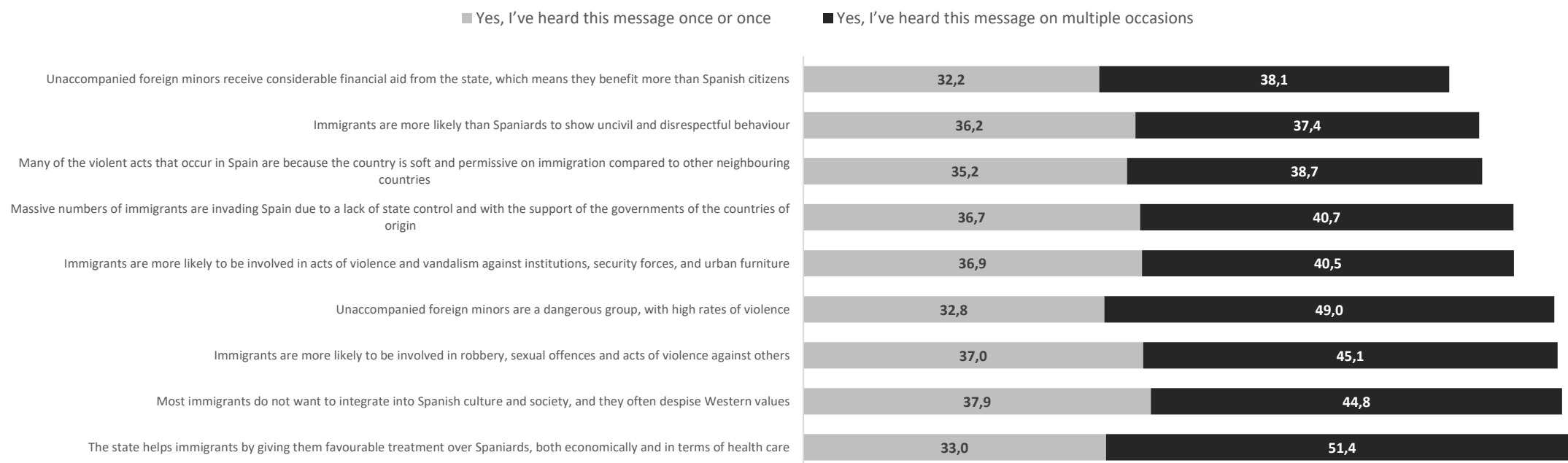
... based on the **URGENT SITUATION** ▶ **69%**

“Refugees must be helped urgently because they are in extreme danger”

# HOWEVER, MISINFORMATION HAS SUBSTANTIALLY INCREASED EXPOSURE TO HATE SPEECH

Society's level of exposure to anti-migrant narratives is very high

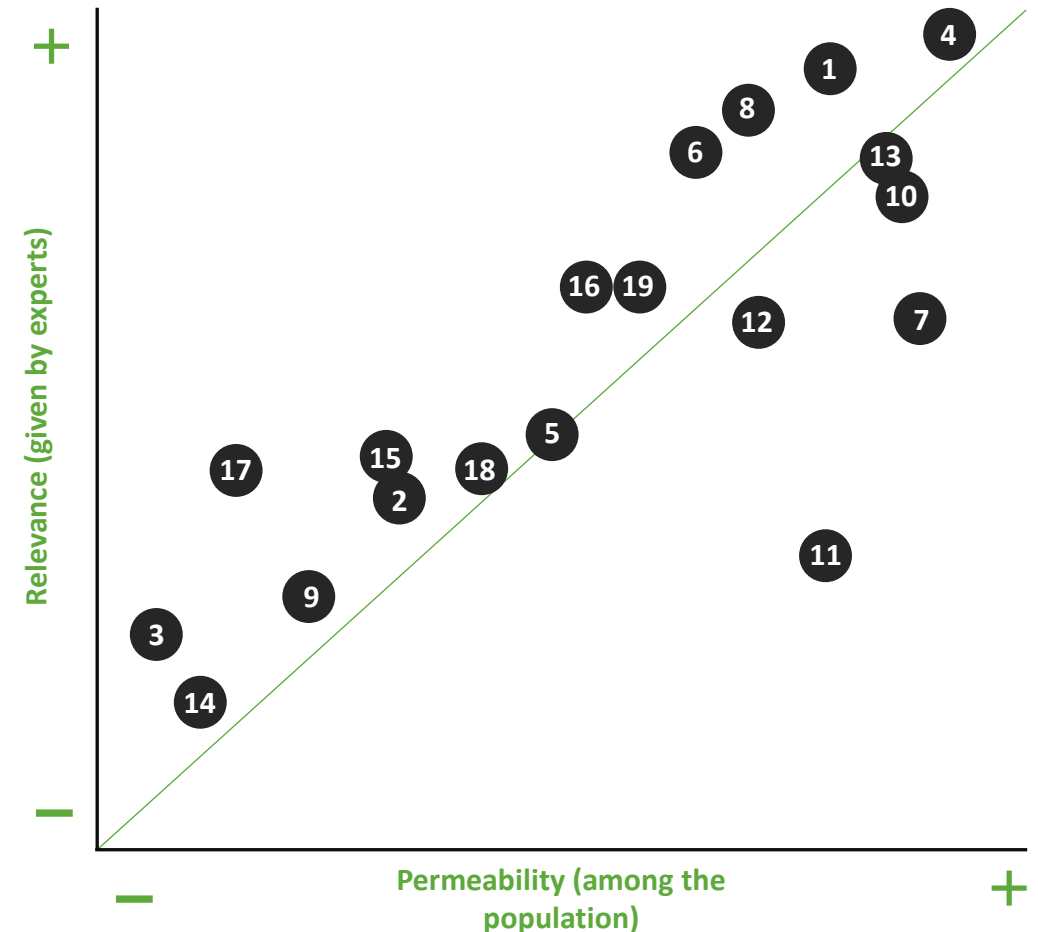
Hate speech that is best remembered from the traditional and social media (n=2.026)



# AFTER ANALYSING MISINFORMATION, WE DETECTED 19 ANTI-MIGRANT NARRATIVES AND MEASURED THEIR RELEVANCE AND PERMEABILITY

	Relevance	Permeability
1. Immigrants invade Spain massively because of the lack of state control	4.67	77.3
2. There are secret pacts with some countries to facilitate illegal immigration	2.67	51.5
3. Illegal immigrants mainly come from enemy countries	2.00	34.6
4. The state provides economic and social benefits to immigrants	4.83	84.4
5. Some institutions take measures that put the values of other cultures first	3.00	60.8
6. Unaccompanied foreign minors receive financial aid from the state, ahead of Spaniards	4.33	70.3
7. Immigrants do not usually integrate into our culture and despise our values	4.33	70.3
8. Immigrants are more likely to be uncivil and disrespectful	3.50	82.6
9. Immigrants' behaviour has contributed to the spread of the pandemic	4.50	73.6
10. Immigrants are more likely to be involved in robbery, sexual offences and violence	4.50	73.6
11. Immigrants are more likely to participate in acts of vandalism and violence against institutions	2.17	44.5
12. Many of the violent acts occur because Spain is permissive with regard to immigration	4.17	82.1
13. Unaccompanied foreign minors are a dangerous group, with high rates of violence	2.33	77.4
14. Some immigrants do not care that they have deliberately spread the coronavirus	3.50	73.9
15. The Asian population has been more likely to infect others and pose a risk during the pandemic	4.33	81.8
16. The lack of border controls has had a negative impact on the spread of the coronavirus	1.67	38.5
17. The state has prioritised care for immigrants in its efforts to control and fight COVID-19	2.83	49.5
18. The needy image conveyed by many immigrants is not real	3.67	63.6
19. Many immigrants have no real need to travel to Spain and are seeking a better life	2.83	39.2
	2.83	62.8
	3.67	64.5

A graph of the relationship between relevance (experts) and permeability (population) of the message



## **THE RESULT?** THIS STATE OF CONTINUOUS EXPOSURE CAUSES TENSIONS IN THE POSITIONING AND OPINIONS OF THE POPULATION

Most people's discourses on immigration contain contradictions.

The way they are resolved will depend on their future attitudes and behaviours

**57%**

It is difficult to talk about immigration

**IT IS A COMPLEX ISSUE**

**23%**

In the future my views on immigration in Spain may change

**NOT VERY OPEN TO CONSCIOUS CHANGE**

**28%**

My opinions on immigration are my political opinions and determine my vote

**INFLUENCES VOTES**





There are **five** tensions  
that determine discourses  
on migrants



# 1. FEAR OF THE ECONOMIC CRISIS VS. **FEELING OF APOROPHOBIA**

Due to fear and uncertainty regarding a **new economic crisis (A)**, the **objection to migrants' receiving social support (B)** conflicts with the widespread **recognition of aporophobia (C)** in society

54%



45%



47%

*"Given the situation in Spain, there are not enough resources for everyone"*

**A**

*"Migrants receive more social aid than needy Spaniards"*

**B**

*"Immigrants are rejected more because they are poor than because of their foreign status"*

**C**

## 2. CULTURAL INCOMPATIBILITY VS. PERCEPTION OF UNFAIR TREATMENT

One in three Spaniards believes that there is no real desire for integration by migrants (A) who arrive in Spain, and some see cultural coexistence as impossible (B). However, most feel that the behaviour of foreigners and nationals is not judged equally (C), hurting migrants more under similar conditions

34%



23%



60%

*“Most immigrants do not want to integrate into Spanish culture and despise Western values”*

A

*“Accepting and integrating the values of immigrants means losing ours”*

B

*“Migrants are blamed more for faults that Spaniards also have”*

C

### 3. FEAR OF PULL FACTORS VS. **UNDERSTANDING AND EMPATHY**

The perception that Spanish immigration legislation is more permissive than that of other neighbouring countries (A), fear of uncontrolled numbers of immigrants (B) comes into play against the fact that most have an understanding of the situation of need that drives migrants out of their country (C)

40%



45%

70%

*"In Spain we have allowed more immigrants to enter than in the rest of Europe"*

A

*"The more people come, the more others will come in the future due to pull factors"*

B

*"Most immigrants have had no choice but to leave their country"*

C


## 4. VIOLENCE BIASES VS. **CONCERN ABOUT XENOPHOBIA**

The association of immigrants who commit illegal or violent acts (A) leads to a bias of fear towards younger immigrants (B), while, conversely, there is considerable concern about the rise of racism and xenophobia in Spain (C)

40%



33%



75%

*"I think immigration increases insecurity and violence"*

A

*"I am more distrustful of young immigrants"*

B

*"I am concerned about the rise in racism and xenophobia in Spanish society"*

C

## 5. COMPLACENT VISION VS. QUESTIONING OF PREJUDICES

The Spanish population feels that it is welcoming to the migrants who arrive (A) in the country, and one in three would like to be more tolerant in their positions regarding migrants(B), while detecting their own prejudices at certain times (C)

45%



35%

35%

*"In general, Spaniards welcome foreign residents well"*

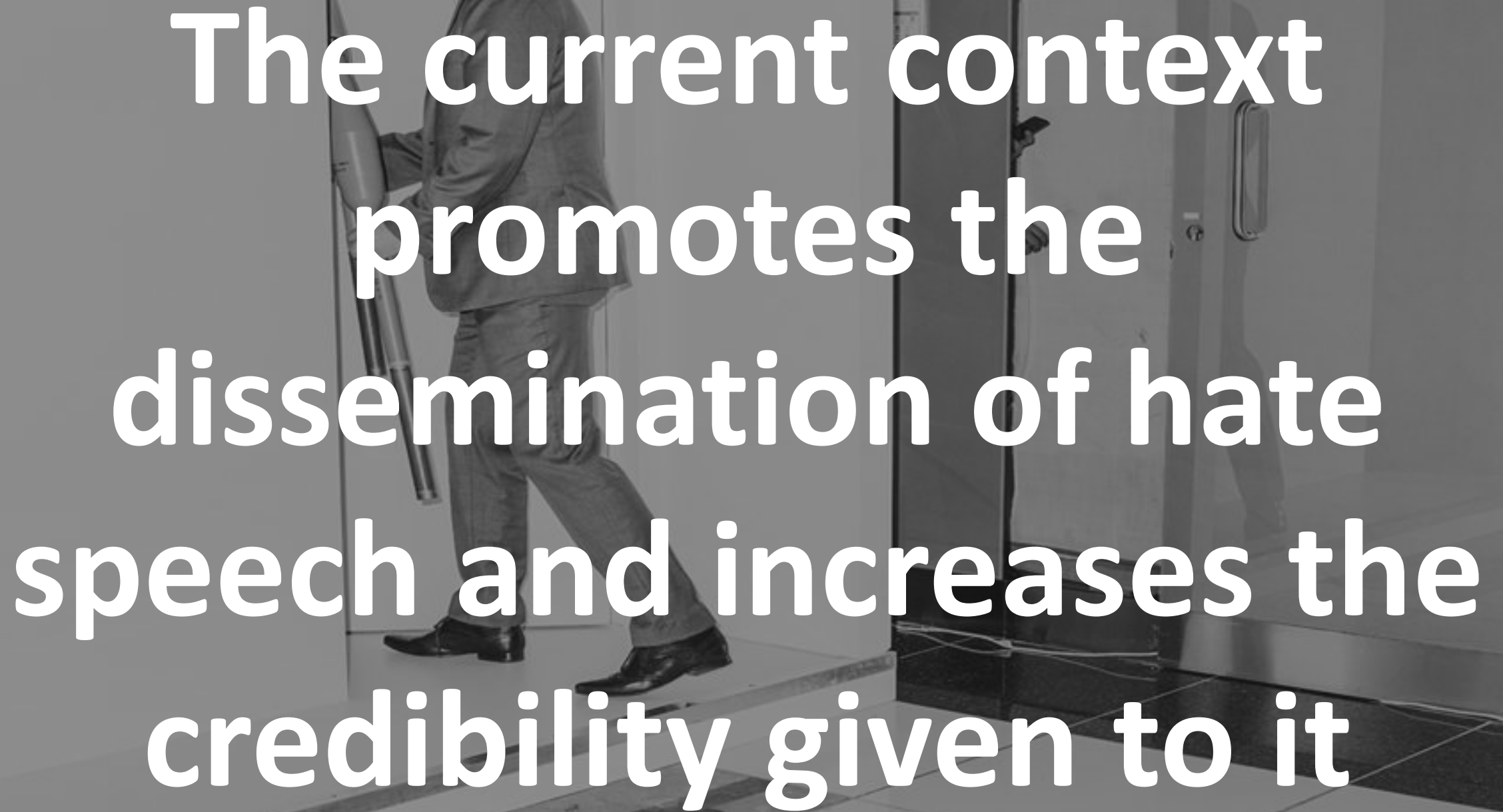
A

*"I would like to be more tolerant of immigrants or refugees"*

B

*"I have to question my own prejudices to accept some situations"*

C

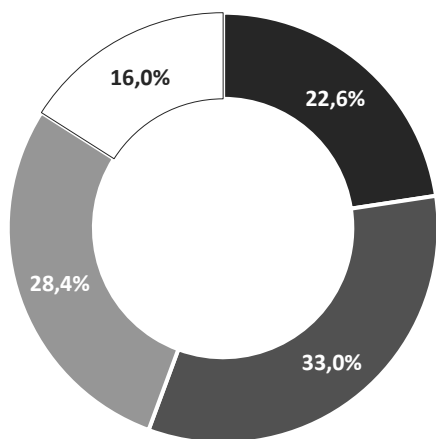
A grayscale photograph of a man in a suit walking through a glass door. He is carrying a long, thin object, possibly a telescope or a tool, under his arm. The background is a modern building with glass panels.

**The current context  
promotes the  
dissemination of hate  
speech and increases the  
credibility given to it**

# PREVIOUS POSITIONING ON IMMIGRATION ISSUES DETERMINES THE LEVEL OF EXPOSURE TO HATE SPEECH

Individuals with anti-immigration opinions have greater exposure to hate speech

■ Against ■ Somewhat against ■ Somewhat for □ For



This group has a significantly higher permeability index (between +5% and +10%) than the average in 14 of the 19 analysed hate speech narratives

**22%** of the Spanish population is strongly against immigration

*Citizen, Andalusia, age 31\**

\* Conversations extracted from the digital community created specifically for the research project



# THE GREATER THE NUMBER OF SOURCES, THE GREATER THE EXPOSURE: PROFILES WHO USE BOTH TRADITIONAL AND SOCIAL MEDIA ARE THE MOST IMPACTED

Number of times each profile shows the highest level of permeability for hate speech:



Users of all media

11

Most widespread narratives:  
*Violence biases, narratives associated with COVID19, dehumanisation of migrants*



Users of traditional and major social media

5

Most widespread narratives:  
*Favourable treatment of migrants, lack of integration, rejection of unaccompanied minors and feeling of invasion*



Users of traditional media

1

Most widespread narratives:  
*Spain is a legally permissive and soft country*



Users of social media and personal relations

1

Most widespread narratives:  
*Immigrants are more likely to show uncivil behaviour*



Users in information poverty

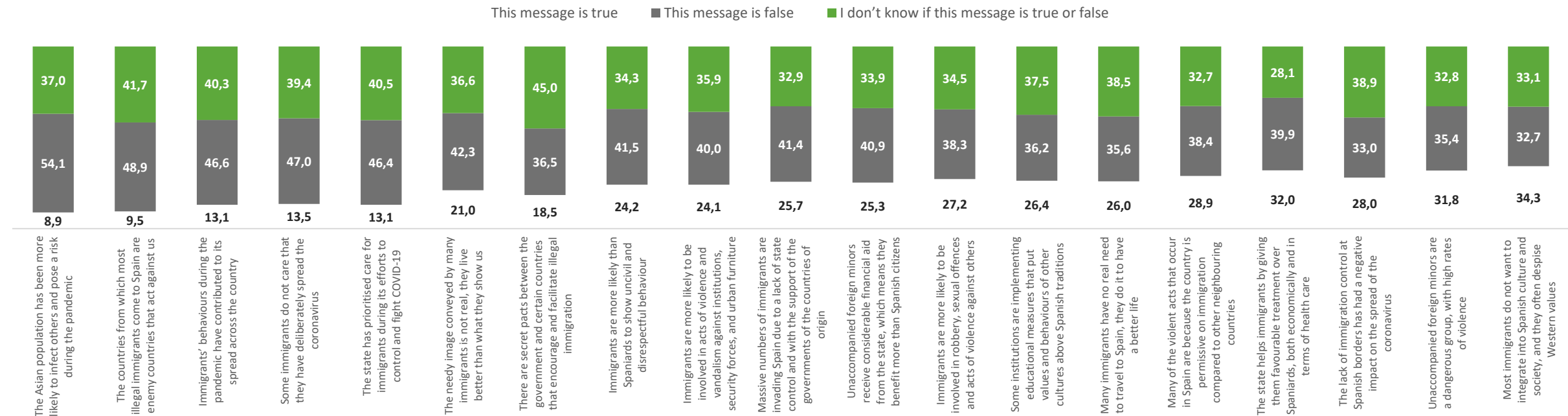
0



# PEOPLE ADMIT A HIGH DEGREE OF IGNORANCE ABOUT WHAT IS TRUE AND WHAT IS NOT

The level of ignorance remains stable regardless of the credibility given to a narrative

Truthfulness or credibility given to each of the different hate speech narratives about immigration (n=2.026)



Q9. Next, please indicate how true you believe these same messages are.



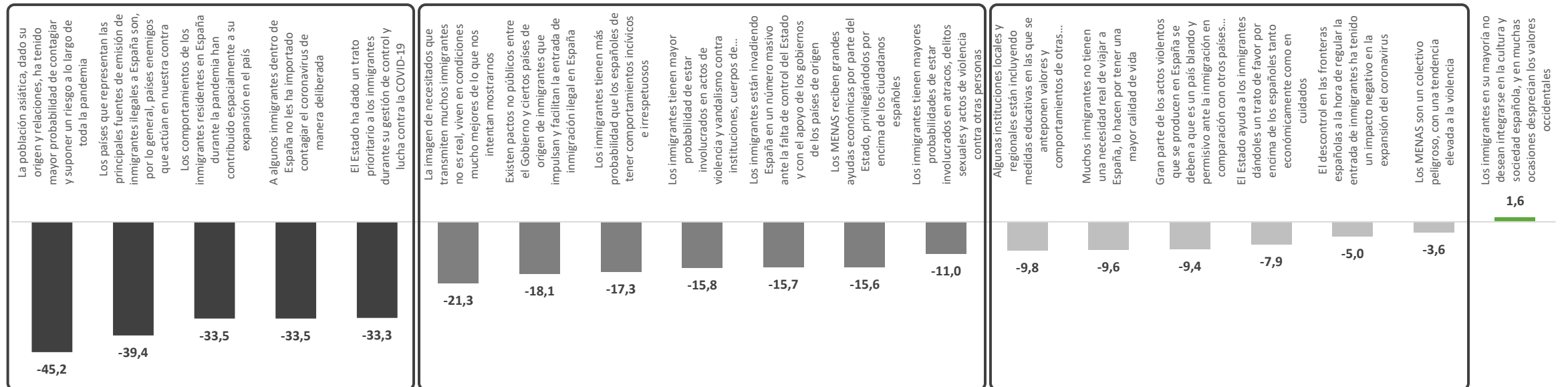
# THERE IS A CORRELATION BETWEEN THE LEVEL OF DISSEMINATION OF A NARRATIVE AND THE LEVEL OF CREDIBILITY GIVEN TO IT: **THE MORE WIDESPREAD IT IS, THE MORE CREDIBLE IT IS**

	Permeability	Credibility
1. Immigrants invade Spain massively because of the lack of state control	77.3	25.7
2. There are secret pacts with some countries to facilitate illegal immigration		
3. Illegal immigrants mainly come from enemy countries	51.5	18.5
4. The state provides economic and social benefits to immigrants	34.6	9.5
5. Some institutions take measures that put the values of other cultures first	84.4	32.0
6. Unaccompanied foreign minors receive financial aid from the state, ahead of the Spanish	60.8	26.4
7. Immigrants do not usually integrate into our culture and despise our values	70.3	25.3
8. Immigrants are more likely to be uncivil and disrespectful		
9. Immigrants' behaviour has contributed to the spread of the pandemic	82.6	34.3
10. Immigrants are more likely to be involved in robbery, sexual offences and violence	73.6	24.2
11. Immigrants are more likely to participate in acts of vandalism and violence against institutions	44.5	13.1
12. Many of the violent acts occur because Spain is permissive with regard to immigration	82.1	27.2
13. Unaccompanied foreign minors are a dangerous group, with high rates of violence	77.4	24.1
14. Some immigrants do not care that they have deliberately spread the coronavirus	73.9	28.9
15. The Asian population has been more likely to infect others and pose a risk during the pandemic	81.8	31.8
16. The lack of border controls has had a negative impact on the spread of the coronavirus	38.5	13.5
17. The state has prioritised care for immigrants in its efforts to control and fight COVID-19	49.5	8.9
18. The needy image conveyed by many immigrants is not real	63.6	28.0
19. Many immigrants have no real need to travel to Spain and are seeking a better life	39.2	13.1
	62.8	21.0
	64.5	26.0

**None of the 19 analysed narratives varies by more than four positions in either ranking (permeability and credibility), with the average being two positions of difference**

# THE TRADITIONAL NARRATIVES THAT LINK MIGRANTS WITH VIOLENCE, ECONOMIC AID AND LACK OF INTEGRATION ARE THOSE THAT ARE CONSIDERED THE MOST TRUTHFUL

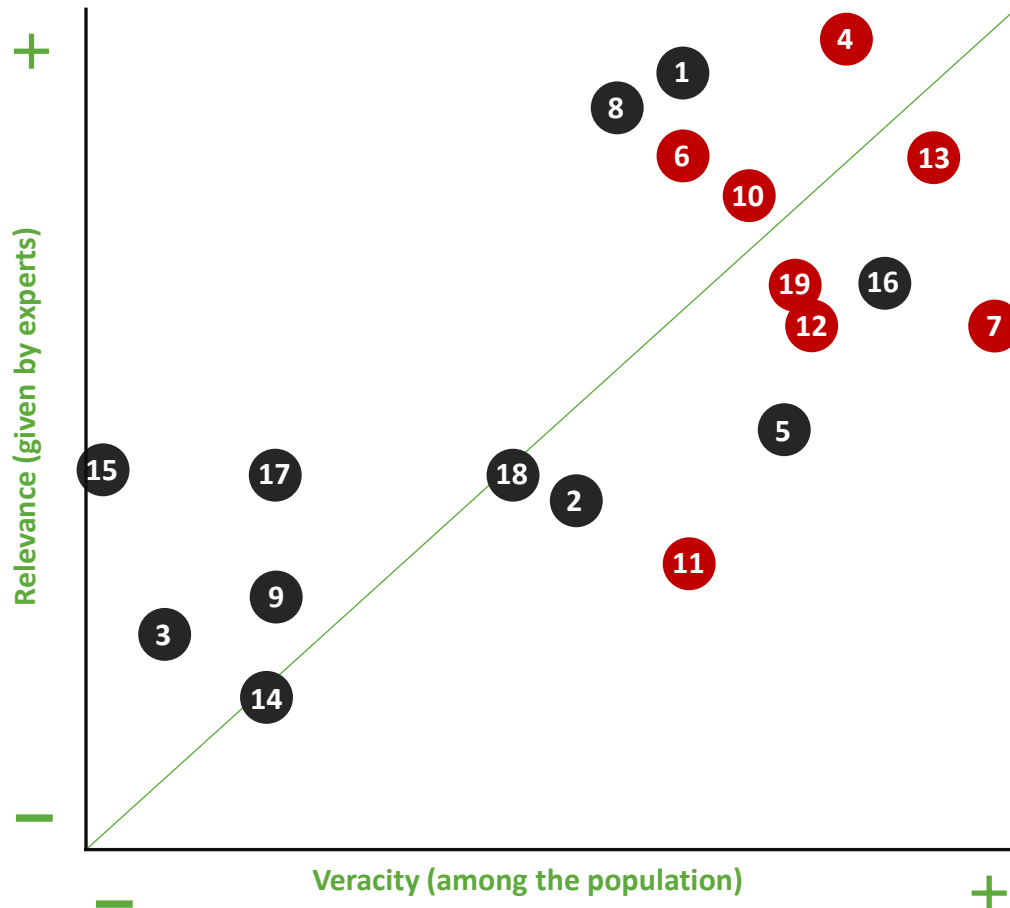
The new narratives, those that link emigration and COVID, are considered less truthful



Veracity – falsity discrepancy of each narrative (n=2.026)

# THE NARRATIVES WITH GREATER PERMEABILITY ARE ALSO USUALLY CONSIDERED THE MOST TRUTHFUL (8 OF THE TOP 10 COINCIDE)

A graph of the relationship between relevance (experts) and perception of falsity (population) of the message



	Relevance	Veracity
1. Immigrants invade Spain massively because of the lack of state control	4.67	-15.7
2. There are secret pacts with some countries to facilitate illegal immigration	2.67	-18.1
3. Illegal immigrants mainly come from enemy countries	2.00	-39.4
4. The state provides economic and social benefits to immigrants	4.83	-7.9
5. Some institutions take measures that put the values of other cultures first	3.00	-9.8
6. Unaccompanied foreign minors receive financial aid from the state, ahead of Spaniards	4.33	-15.6
7. Immigrants do not usually integrate into our culture and despise our values	3.50	1.6
8. Immigrants are more likely to be uncivil and disrespectful	4.50	-17.3
9. Immigrants' behaviour has contributed to the spread of the pandemic	2.17	-33.5
10. Immigrants are more likely to be involved in robbery, sexual offences and violence	4.17	-11.0
11. Immigrants are more likely to participate in acts of vandalism and violence against institutions	2.33	-15.8
12. Many of the violent acts occur because Spain is permissive with regard to immigration	3.50	-9.4
13. Unaccompanied foreign minors are a dangerous group, with high rates of violence	4.33	-3.6
14. Some immigrants do not care that they have deliberately spread the coronavirus	1.67	-33.5
15. The lack of border controls has had a negative impact on the spread of the coronavirus	2.83	-45.2
16. The state has prioritised care for immigrants in its efforts to control and fight COVID-19	3.67	-5.0
17. The needy image conveyed by many immigrants is not real	2.83	-33.3
18. The Asian population has been more likely to infect others and pose a risk during the pandemic	2.83	-21.3
19. Many immigrants have no real need to travel to Spain and are seeking a better life	3.67	-9.6

# EACH GENERATION IS MORE PERMEABLE TO A SPECIFIC TYPE OF HATE SPEECH NARRATIVES

The boomer generation is more permeable to traditional narratives, Gen Z to new ones

Those over 55 years of age have significantly higher exposure rates than other generations (+5%) to the following narratives:

- +8% Unaccompanied foreign minors receive considerable financial aid from the state, which means they benefit more than Spanish citizens
- +5% Massive numbers of immigrants are invading Spain due to a lack of state control and with the support of the governments of the countries of origin
- +6% The state has prioritised care for immigrants during its efforts to control and fight COVID-19
- +6% Some local and regional institutions are implementing educational measures that put values and behaviours of other cultures above Spanish traditions
- +5% The countries from which most illegal immigrants come to Spain are, in general, enemy countries that act against us

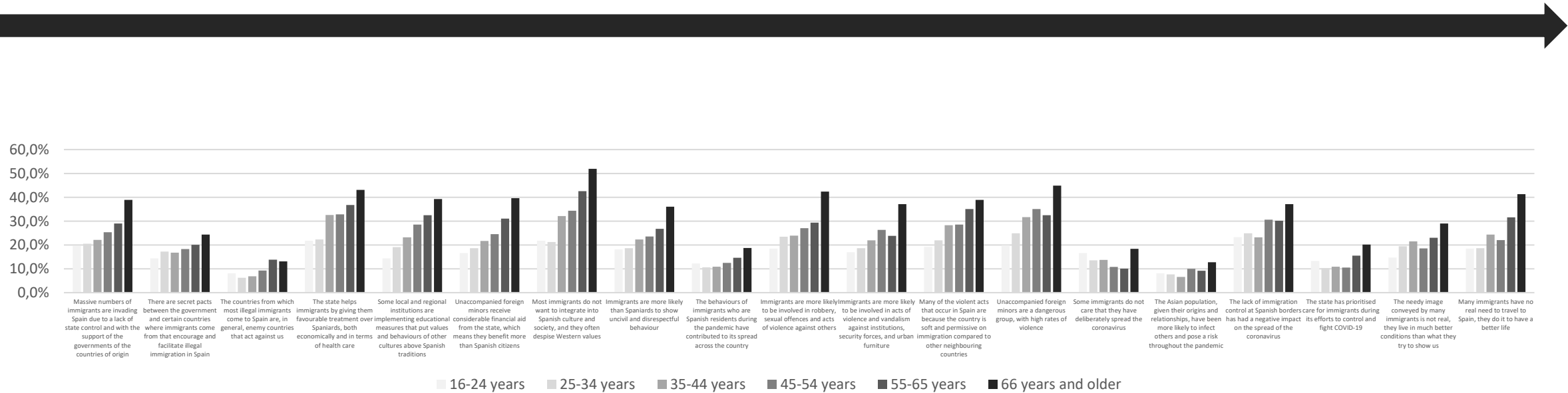
Those under the age of 25 have significantly higher exposure rates than other generations (+5%) to the following narratives:

- +13% The Asian population, given their origins and relationships, have been more likely to infect others and pose a risk throughout the pandemic +13
- +10% Some immigrants in Spain do not care that they have deliberately spread the coronavirus +10
- +5% Immigrants are more likely than Spaniards to show uncivil and disrespectful behaviour

# WITH INCREASING AGE, THE POPULATION CONSIDERS ANTI-MIGRANT HATE SPEECH NARRATIVES TO MORE TRUE

A direct progression is maintained across all narratives

Spaniards over the age of 66 give on average **+16%** credibility to hate speech narratives about migrants compared to the 16–24 group



# Index of anti-migrant hate speech narratives in Spain

---

**#1 MASSIVE NUMBERS OF IMMIGRANTS ARE INVADING SPAIN DUE TO A LACK OF STATE CONTROL AND WITH THE SUPPORT OF THE GOVERNMENTS OF THE COUNTRIES OF ORIGIN**

**77%**

*"I've heard that"*

**41%**

*"I've heard that many times"*

**26%**

*"That's true"*

4th in **PERMEABILITY** | 4th in **CENTRALITY** | 6th in **CREDIBILITY** | 2nd in **RELEVANCE** to experts (4.67)



## **#2 THERE ARE SECRET PACTS WITH SOME COUNTRIES TO FACILITATE ILLEGAL IMMIGRATION**

**51%**

*"I've heard that"*

**23%**

*"I've heard that many times"*

**18%**

*"That's true"*

11th in *PERMEABILITY* | 12th in *CENTRALITY* | 10th in *CREDIBILITY* | 10th in *RELEVANCE* to experts (2.67)

## #3 ILLEGAL IMMIGRANTS MAINLY COME FROM ENEMY COUNTRIES

**35%**

*"I've heard that"*

**16%**

*"I've heard that  
many times"*

**9%**

*"That's true"*

15th in *PERMEABILITY* | 17th in *CENTRALITY* | 12th in *CREDIBILITY* | 13th in *RELEVANCE* to experts (2.00)

## #4 THE STATE PROVIDES ECONOMIC AND SOCIAL BENEFITS TO IMMIGRANTS

84%

*"I've heard that"*

51%

*"I've heard that many times"*

32%

*"That's true"*

1st in *PERMEABILITY*

1st in *CENTRALITY*

2nd in *CREDIBILITY*

1st in *RELEVANCE* to experts (4.83)

**#5 SOME INSTITUTIONS TAKE MEASURES THAT PUT THE VALUES OF OTHER CULTURES FIRST**

**61%**

*"I've heard that"*

**41%**

*"I've heard that many times"*

**26%**

*"That's true"*

10th in *PERMEABILITY* | 11th in *CENTRALITY* | 6th in *CREDIBILITY* | 8th *RELEVANCE* to experts (3.00)

**#6 UNACCOMPANIED FOREIGN MINORS RECEIVE CONSIDERABLE FINANCIAL AID FROM THE STATE, WHICH MEANS THEY BENEFIT MORE THAN SPANISH CITIZENS**

**70%**

*"I've heard that"*

**38%**

*"I've heard that many times"*

**25%**

*"That's true"*

6th in *PERMEABILITY* | 6th in *CENTRALITY* | 7th in *CREDIBILITY* | 4th in *RELEVANCE* to experts (4.33)

**#7 IMMIGRANTS DO NOT USUALLY INTEGRATE INTO OUR CULTURE AND  
DESPISE OUR VALUES**

**83%**

*"I've heard that"*

**45%**

*"I've heard that  
many times"*

**34%**

*"That's true"*

**2nd in PERMEABILITY | 3rd in CENTRALITY | 1st in CREDIBILITY | 7th in RELEVANCE to experts (3.50)**

## #8 IMMIGRANTS ARE MORE LIKELY TO BE UNCIVIL AND DISRESPECTFUL

74%

*"I've heard that"*

37%

*"I've heard that many times"*

24%

*"That's true"*

5th in *PERMEABILITY* | 7th in *CENTRALITY* | 8th in *CREDIBILITY* | 3rd in *RELEVANCE* to experts (4.50)

# #9 IMMIGRANTS' BEHAVIOUR HAS CONTRIBUTED TO THE SPREAD OF THE PANDEMIC

**45%**

*"I've heard that"*

**19%**

*"I've heard that many times"*

**13%**

*"That's true"*

13th in *PERMEABILITY* | 14th in *CENTRALITY* | 11th in *CREDIBILITY* | 12th in *RELEVANCE* to experts (2.17)



**#10 IMMIGRANTS ARE MORE LIKELY TO BE INVOLVED IN ROBBERY, SEXUAL OFFENCES AND VIOLENCE**

**82%**

*"I've heard that"*

**45%**

*"I've heard that many times"*

**27%**

*"That's true"*

3rd in *PERMEABILITY* | 3rd in *CENTRALITY* | 5th in *CREDIBILITY* | 5th in *RELEVANCE* to experts (4.17)

# #11 IMMIGRANTS ARE MORE LIKELY TO PARTICIPATE IN ACTS OF VANDALISM AND VIOLENCE AGAINST INSTITUTIONS

77%

*"I've heard that"*

41%

*"I've heard that many times"*

24%

*"That's true"*

4th in PERMEABILITY | 4th in CENTRALITY | 8th in CREDIBILITY | 11th in RELEVANCE to experts (2.33)

**#12 MANY OF THE VIOLENT ACTS OCCUR BECAUSE SPAIN IS PERMISSIVE WITH REGARD TO IMMIGRATION**

**74%**

*"I've heard that"*

**39%**

*"I've heard that many times"*

**29%**

*"That's true"*

5th in **PERMEABILITY** | 5th in **CENTRALITY** | 3rd in **CREDIBILITY** | 7th in **RELEVANCE** to experts (3.50)

**#13 UNACCOMPANIED FOREIGN MINORS ARE A DANGEROUS GROUP, WITH HIGH RATES OF VIOLENCE**

**82%**

*"I've heard that"*

**49%**

*"I've heard that many times"*

**32%**

*"That's true"*

3rd in *PERMEABILITY* | 2nd in *CENTRALITY* | 2nd in *CREDIBILITY* | 4th in *RELEVANCE* to experts (4.33)

**#14 SOME IMMIGRANTS DO NOT CARE THAT THEY HAVE DELIBERATELY SPREAD THE CORONAVIRUS**

**39%**

*"I've heard that"*

**17%**

*"I've heard that many times"*

**13%**

*"That's true"*

14th in *PERMEABILITY* | 16th in *CENTRALITY* | 11th in *CREDIBILITY* | 13th in *RELEVANCE* to experts (1.67)

**#15 THE ASIAN POPULATION HAS BEEN MORE LIKELY TO INFECT OTHERS AND POSE A RISK DURING THE PANDEMIC**

**50%**

*"I've heard that"*

**21%**

*"I've heard that many times"*

**9%**

*"That's true"*

12th in *PERMEABILITY* | 13th in *CENTRALITY* | 12th in *CREDIBILITY* | 9th in *RELEVANCE* to experts (2.83)

**#16 THE LACK OF BORDER CONTROLS HAS HAD A NEGATIVE IMPACT ON THE SPREAD OF THE CORONAVIRUS**

**64%**

*"I've heard that"*

**30%**

*"I've heard that many times"*

**28%**

*"That's true"*

8th in *PERMEABILITY*

8th in *CENTRALITY*

4th in *CREDIBILITY*

6th in *RELEVANCE* to experts (3.67)

**#17 THE STATE HAS PRIORITISED CARE FOR IMMIGRANTS IN ITS EFFORTS TO CONTROL AND FIGHT COVID-19**

**39%**

*"I've heard that"*

**18%**

*"I've heard that many times"*

**13%**

*"That's true"*

14th in *PERMEABILITY*

15th in *CENTRALITY*

11th in *CREDIBILITY*

9th in *RELEVANCE* to experts (2.83)



**#18 THE NEEDY IMAGE CONVEYED BY MANY IMMIGRANTS IS NOT REAL**

**63%**

*"I've heard that"*

**29%**

*"I've heard that  
many times"*

**21%**

*"That's true"*

9th in *PERMEABILITY*

9th in *CENTRALITY*

9th in *CREDIBILITY*

9th in *RELEVANCE* to experts (2.83)

**#19 MANY IMMIGRANTS HAVE NO REAL NEED TO TRAVEL TO SPAIN AND ARE SEEKING A BETTER LIFE**

**65%**

*"I've heard that"*

**29%**

*"I've heard that many times"*

**26%**

*"That's true"*

7th in *PERMEABILITY* | 10th in *CENTRALITY* | 6th in *CREDIBILITY* | 6th in *RELEVANCE* to experts (3.67)

# ATREVIA™

PORQUE HOY LA COMUNICACIÓN TIENE NUEVOS DESAFÍOS



Supported by the European Union's Rights, Equality and  
Citizenship Programme (2014–2020)