

PROJECT:	Hurley Engineering Web Design Assist	UNIT TAG:	BP-1	QUANTITY:	1
REPRESENTATIVE:	Hurley Engineering Company	TYPE OF SERVICE:	Domestic Water	DATE:	_____
ENGINEER:	To Be Determined	SUBMITTED BY:	Devin Carle-Hurley Engineering	DATE:	_____
CONTRACTOR:	To Be Determined	APPROVED BY:	_____	DATE:	_____
		ORDER NO.:	800-861-7122	DATE:	_____



Product photo could vary from the actual product

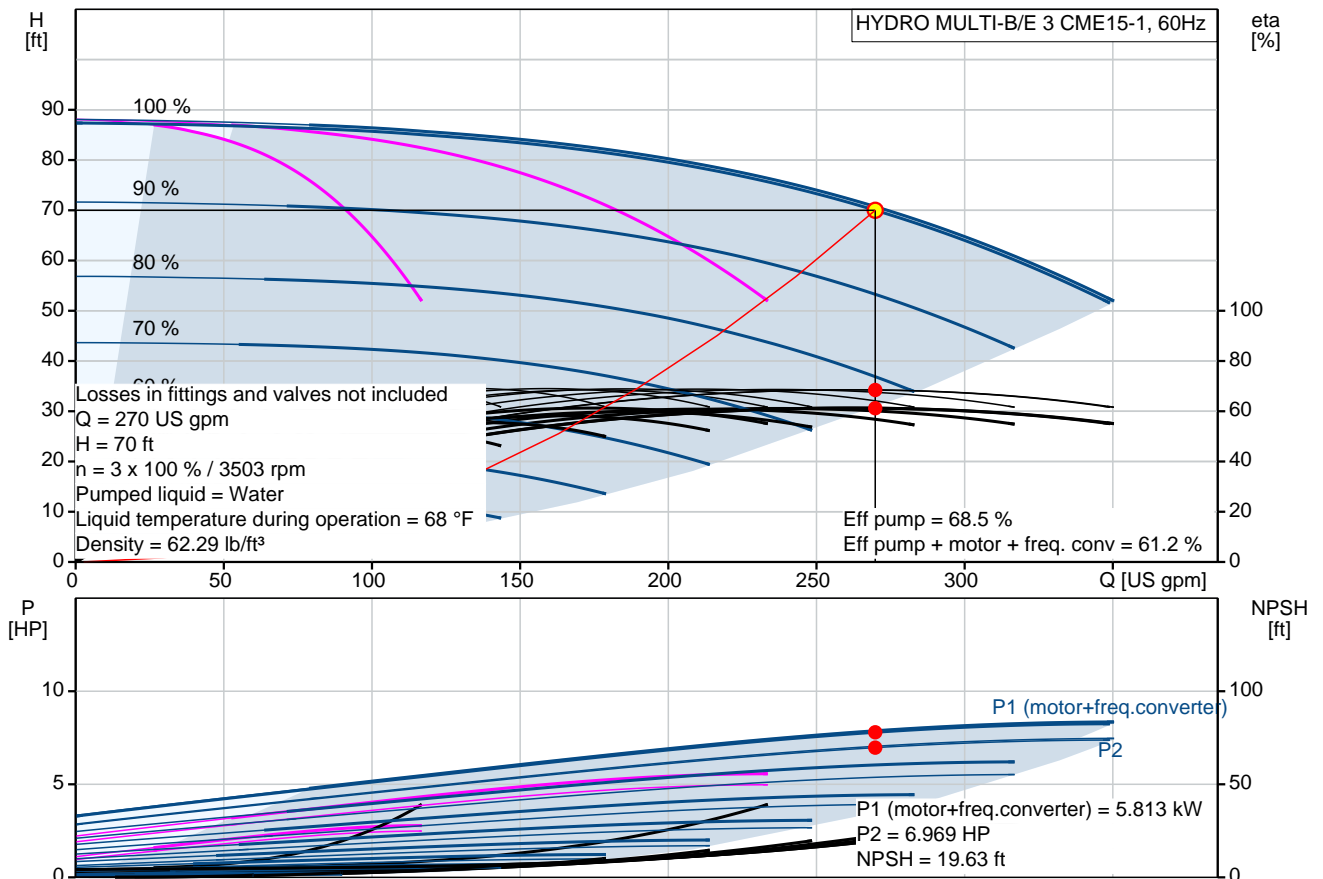
HYDRO MULTI-B/E 3 CME15-1

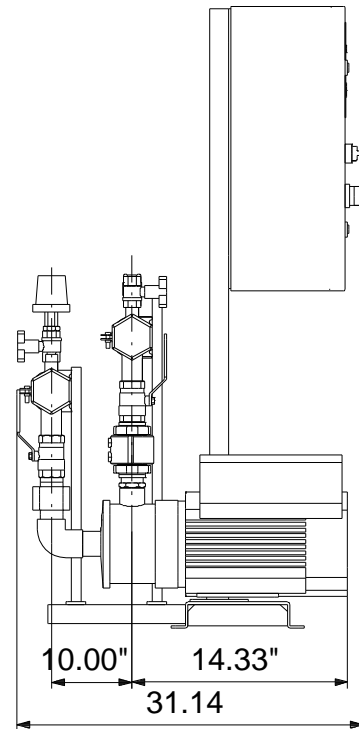
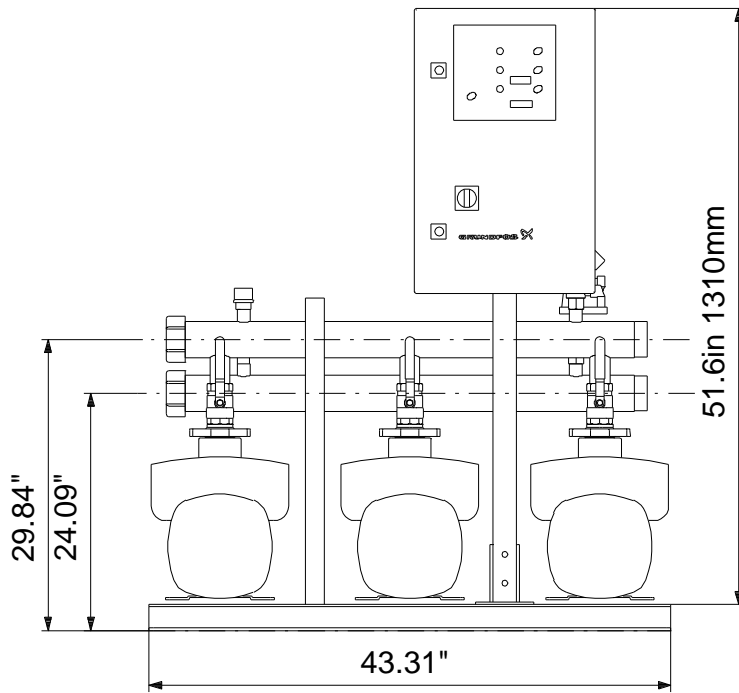
Booster systems with frequency-controlled pumps



HURLEY ENGINEERING
MANUFACTURERS REPRESENTATIVES

Conditions of Service	Pump Data	Motor Data
Flow: 270 US gpm	Maximum operating pressure: 145 psi	Rated voltage: 208-230 V
Head: 70 ft	Liquid temperature range: 32 .. 140 °F	Main frequency: 60 Hz
Efficiency: 61.2 %	Pipe connection: 4ANSI	
Liquid: Water	Product number: 91149120	
Temperature: 68 °F		
NPSH required: 19.63 ft		
Viscosity: _____		
Specific Gravity: 1.000		






Materials:

Pump: EN-GJL-200

Manifolds: EN/DIN 1.4571/ AISI 316 TI

Count	Description
1	<p data-bbox="225 340 579 362">HYDRO MULTI-B/E 3 CME15-1</p>  <p data-bbox="619 734 1072 757">Product photo could vary from the actual product</p> <p data-bbox="225 768 491 790">Product No.: 91149120</p> <p data-bbox="225 797 1444 875">Pressure booster system designed and manufactured by Grundfos. Delivered on a common base plate, completely assembled and tested before it leaves the factory and ready for connection of water and electricity.</p> <p data-bbox="225 913 1401 965">All pumps are Grundfos CME pumps with integrated frequency drives connected in parallel and operated in cascade.</p> <p data-bbox="225 1003 1433 1055">The booster maintains a constant pressure through continuous adjustment of speed of the pumps and starting and stopping the pumps to meet the required flow.</p> <p data-bbox="225 1093 486 1115">The system consists of:</p> <ul data-bbox="225 1151 1262 1323" style="list-style-type: none"> -3 horizontal multistage pumps with integrated frequency converter, type CME15-1 -A suction and a discharge manifold in EN/DIN 1.4571/ AISI 316 TI -One non-return valve per pump placed on the discharge side as standard. -Two isolating valves and a clamp ring per pump for easy service and inspection of the pumps. -Pressure sensor and gauge. -CU323 Pump controller for controlling parallel coupled pumps in cascade. <p data-bbox="225 1359 448 1382">Optional equipment:</p> <ul data-bbox="225 1388 914 1711" style="list-style-type: none"> -Redundant Primary Sensor -Water Shortage Protection -Non return valve on suction side. -Communication Modules for LON, BACnet, Modbus and GSM -Phase Failure monitoring -Beacon -Audible alarm -External transformer -High / Low Level alarm -System in operation indicating lamp -Alarm indicating lamp <p data-bbox="225 1747 368 1769">Accessories:</p> <ul data-bbox="225 1776 544 1859" style="list-style-type: none"> -Level Switch 5 meter cable -Level Switch 10 meter cable -Extra documentation <p data-bbox="225 1895 820 1917">Functions and features of the CU323 Pump controller:</p> <ul data-bbox="225 1924 651 2096" style="list-style-type: none"> -Constant pressure control -Automatic cascade control -Automatic alternation between pumps -Stop function -High Pressure Protection -Sensor Fault Protection



Company name:

Created by:

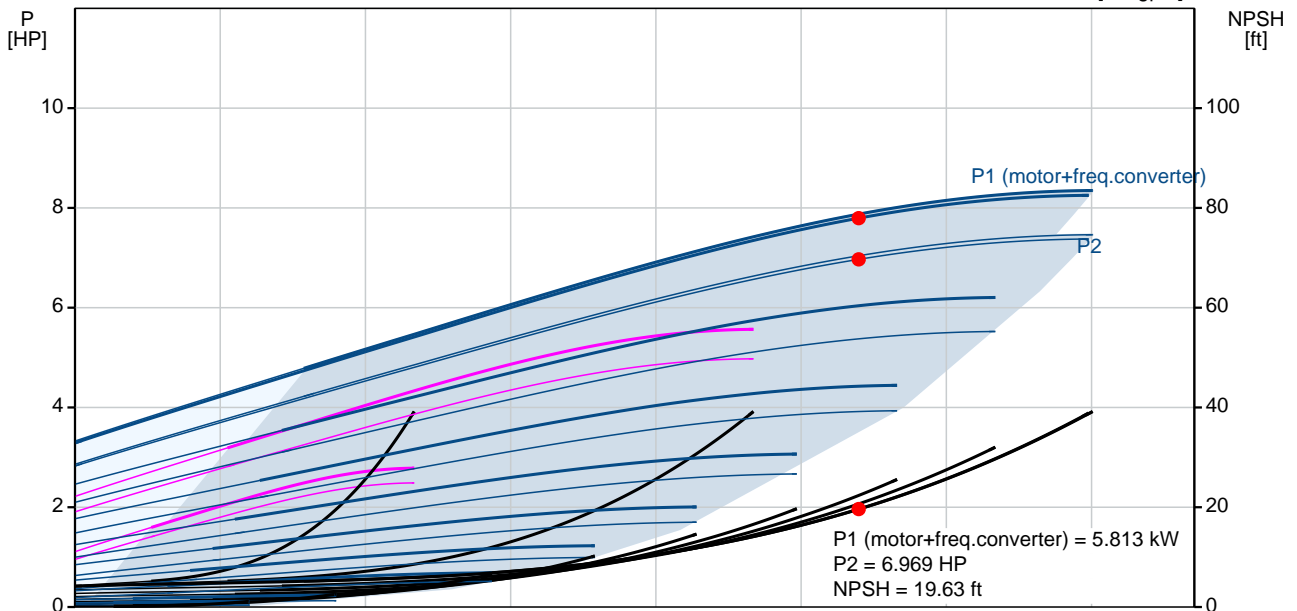
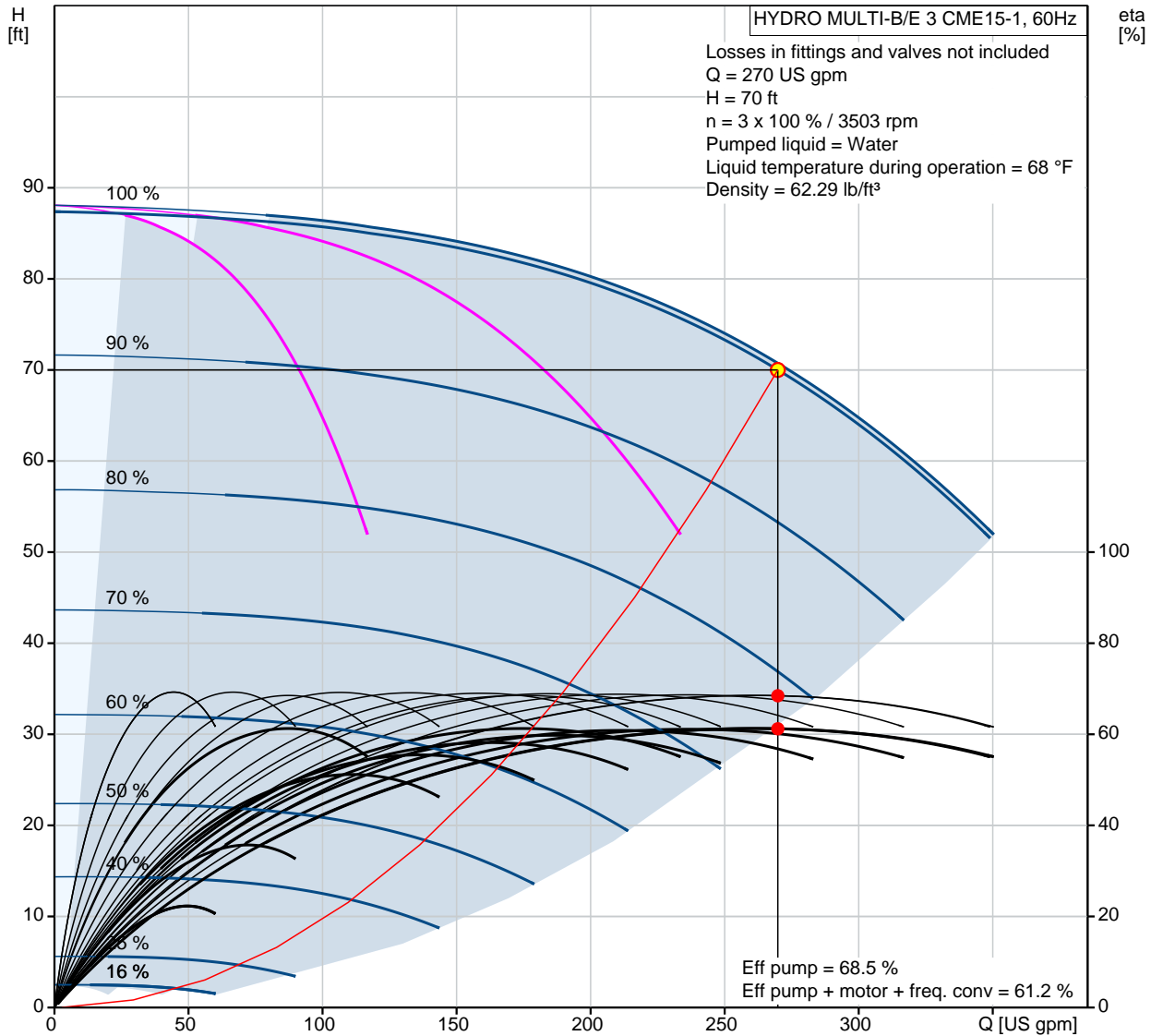
Phone:

Date:

2/8/2019

Count	Description
	<ul style="list-style-type: none">-Motor Protection-Standby pumps-Automatic Display Lock-External Start / Stop (potential free contacts)-Easy to use HMI with 2 displays for set-point and process value-2 digital outputs,-Auto / manual control of pumps-Optional bus communication-Optional Safe Tank filling sequence-Optional monitoring of inlet pressure by means of inlet sensor
	Technical data: Rated Flow: 269 US gpm Rated Head: 69.56 ft Liquid temperature: 0 – 140 °F Max Pressure : 145 psi
	Pump Material: EN-GJL-200 Shaft Seal: AQQE (SiC/SiC/EPDM)
	Mains Supply: 208-230 V
	Starting Method CME pump: electronically Power of CME pump: 3 HP
	Size of manifold connection: 4ANSI Net Weight: 537 lb Gross Weight: 759 lb

91149120 HYDRO MULTI-B/E 3 CME15-1 60 Hz



Description	Value
General information:	
Product name:	HYDRO MULTI-B/E 3 CME15-1
Product No.:	91149120
EAN:	5711490038712
Technical:	
Actual calculated flow:	270 US gpm
Min flow system:	26.4 US gpm
Resulting head of the pump:	70 ft
Head max:	83.99 ft
Main pump name:	CME15-1
Main pump Number:	99450820
Number of pumps:	3
Model:	A
Materials:	
Pump:	EN-GJL-200
Manifolds:	EN/DIN 1.4571/ AISI 316 TI
Installation:	
Maximum operating pressure:	145 psi
Pipe connection:	4ANSI
Liquid:	
Pumped liquid:	Water
Liquid temperature range:	32 .. 140 °F
Liquid temperature during operation:	68 °F
Density:	62.29 lb/ft³
Electrical data:	
Power (P2) main pump:	3 HP
Main frequency:	60 Hz
Rated voltage:	3 x 208-230 V
Starting main:	electronically
Rated current of system:	24.9 A
Controls:	
Control type:	E
Operation unit:	CU323-3
Tank:	
Diaphragm tank:	No
Others:	
Net weight:	537 lb
Gross weight:	759 lb
Product range:	NAMREG
Custom tariff no.:	8413.70.2040

