



**BX-14G**

## **BX-14G** Single or Double Boilerless Gas Combination-Oven/Steamer



*Shown with optional SmartTouch 2 control and casters*

Project \_\_\_\_\_

Item No. \_\_\_\_\_

Quantity \_\_\_\_\_

All data is shown per oven section, unless otherwise indicated.

*Refer to operator manual specification chart for listed model names.*

### **EXTERIOR CONSTRUCTION**

- Stainless steel top, front, sides and back
- Dual pane tempered viewing window with hinged inner glass for easy cleaning
- Door mounted condensate trough
- Top and bottom mount, easily adjustable door hinges
- Pivot out user interface panel for service access

### **INTERIOR CONSTRUCTION**

- Fully welded stainless steel frame
- Fully insulated cooking chamber
- Fixed drain bottom center of cavity
- Easily removable stainless steel side rails
- 316 stainless steel coved corner liner for ease of cleaning

### **OPERATION**

- Standard control with function selection for hot air, humidity and cool down plus ability to store 100 recipes
- Steam on demand feature
- Core probe cook and hold capabilities with 4" removeable fillet core temperature probe
- USB connection for recipe upload or download
- Thermostat control to 500F
- Multiple speed reversing fan for even bake
- Dual stage door latch to vent steam before fully opening door
- Cavity vent control provides ability to release steam at the push of a switch
- Integral door switch
- Electronic spark ignition
- Open vented system. Condenses steam and drains away by-products of the cooking process, eliminates flavor transfer

### **CAPACITY**

- Fourteen 12" x 20" x 2-1/2" deep pans at 3-1/4" spacing
- Seven 18" x 26" deep pans at 3-1/4" spacing

### **STANDARD FEATURES**

- Five (5) stainless steel wire shelves per section (capacity for 7)
- Hinged pressure panel for cleanability
- Halogen lights for superior cavity illumination
- Retractable hose reel (excluding top sections)
- Stacking kit and casters for double stack ovens
- Pressure spray bottle for oven cleaning
- 4" core temperature probe
- Floor stand with rack supports
- Start-up inspection service by factory authorized service agent
- One year parts and labor oven warranty\*

*\* For all international markets, contact your local distributor.*

### **OPTIONS AND ACCESSORIES**

(AT ADDITIONAL CHARGE)

- **Legs & Casters**
  - 6" (152.4mm) adjustable legs
  - 6" (152.4mm) seismic legs
  - 25" (635mm) adjustable legs
  - Stand mount casters
- **Core Probes**
  - 4" duel sensing probe
  - 6" duel sensing probe
  - Additional 4" fillet probe
- SmartTouch2 control - NEW 7-inch touchscreen stores up to 500 recipes. Includes rack timing, multi-shelf recipes, easy download for recipe writing on your laptop, and HACCP storage capability
- Additional stainless steel wire shelves
- Chicken roasting rack
- Single source water manifold
- Water pressure regulator (1 per section)
- Backflow preventer
- Extended warranty

### **OPTIONS AND ACCESSORIES**

(AT NO CHARGE)

- LP gas
- 208/240 volt



**BLODGETT OVEN COMPANY**


[www.blodgett.com](http://www.blodgett.com)

42 Allen Martin Drive, Essex Junction, VT 05452

Phone: (802) 658-6600 • Fax: (802) 864-0183



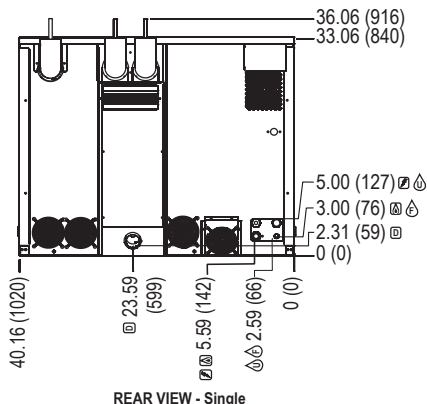
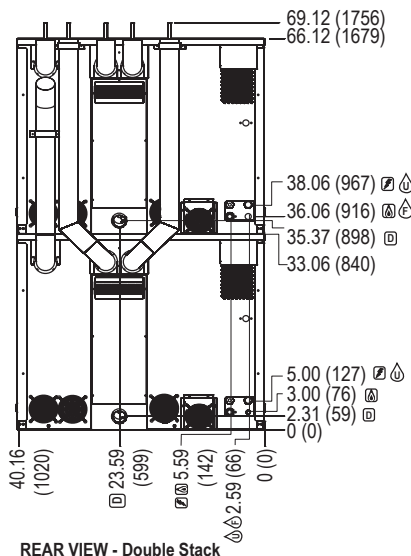
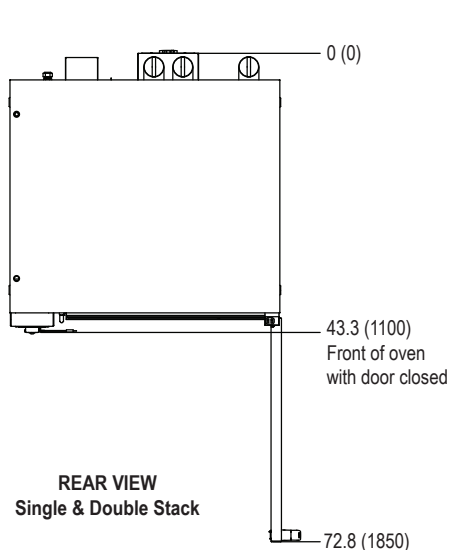
# BX-14G



## APPROVAL/STAMP

DIMENSIONS ARE INCHES (MM)

- ⊗ Electric ⊗ Gas ⊖ Drain
- ⊕ Unfiltered Water - Condensate, cold only
- ⊖ Filtered Water - Hydroburst, hot or cold



**SHORT FORM SPECIFICATIONS:** Provide Blodgett Combi model BX-14G single, boilerless gas combination-oven/steamer. Unit shall have the ability to cook with pressureless steam (212F), hot air, or combination of steam and hot air (with an operating range 140F to 500F), vario-steaming (operating range 140F to 212F), low temperature cooking and holding, rethermalizing, cool down mode and our Exclusive Steam on Demand steam injection system. Unit shall have programmable manual control capable of storing 100 recipes and USB connection. Oven capacity to accept 7ea 18x26 bake pans or 14ea 12x20x2.5" full size steam table pans with 3-1/4" spacing. Front access service user interface control panel and service diagnosis system. Unit shall be constructed with a fully welded stainless steel frame. Cooking chamber shall be constructed with 316 series with 2B dull stainless steel finish and coved corners. Retractable hose reel (excluding top sections) to include front water shut off valve. Unit shall include a four speed, bi-directional fan with vent switch to control humidity in the cooking chamber. Dual pane thermal glass window with 180 degree door swing, two-step safety door-latch with adjustable door hinges, door mounted drip pan. Unit to include a detachable 4" core temperature probe and halogen lights. Where applicable, quantities in this spec are doubled for stacked units. A start-up inspection service will be performed by our factory-authorized agent at no cost to the operator. One-year parts and labor warranty, standard.

### DIMENSIONS:

**Floor space:** 42.30" x 40.19" (1074 x 1021mm)  
**Unit Height:**  
 Single 36.06" (916mm)  
 Double 69.12" (1756mm) without casters/legs

### Additional Height:

Low profile caster for stacked units 4" (101.6mm)  
 6" adjustable legs 6.88" - 8" (174.6-203.2mm)  
 6" adjustable seismic legs 6.63" - 8" (168.3-203.2mm)  
 25" adjustable legs 25.25" - 26.38" (641.4-670mm)  
 Stand w/rack supports 28" (711mm)

### OVEN CLEARANCES:

Right Side 1" (25.4mm)  
 Left Side 0" (0mm)  
 Rear 6" (152.4mm)

### MINIMUM ENTRY CLEARANCE:

Uncrated 33" (838mm) after adjustment of flue brackets  
 Crated 42" (1066.8mm)

### SHIPPING INFORMATION:

#### Approx. Weight:

Single section 595 lbs. (270 kg)  
 Double stack 1225 lbs. (556 kg)  
 Stand w/guides 140 lbs. (64 kg)

#### Crate sizes (per section):

44.5" H x 42" W x 54.25" D (1130 x 1067 x 1378mm)

**NOTE:** The company reserves the right to make substitutions of components without prior notice

### POWER SUPPLY (per section):

Standard 115VAC, 12 amp, Nema 5-20R dedicated receptacle  
 Option 208-240VAC, 6 amp, Nema 6-15 dedicated receptacle  
 Export Export voltages available on request  
 Blodgett recommends a Pass & Seymour, model 2097, GFCI due to the use of a variable frequency drive. Must be hard wired in some cases.

### GAS SUPPLY (per section):

3/4" NPT

#### Inlet Pressure:

Natural 7.0" W.C. static to unit  
 Propane 14.0" W.C. static to unit

#### Maximum Input:

Single 65,000 BTU/hr  
 Double 130,000 BTU/hr

### WATER SUPPLY & DRAIN (per section):

Good quality water feed is the responsibility of the owner. Water quality must be within the following general guidelines.

TDS: 40-125 ppm      Hardness: 35-100 ppm      pH: 7.0 - 8.5  
 Silica: <13 ppm      Chlorides: <25 ppm      Chlorine: <0.2 ppm  
 Chloramine: <0.2 ppm

The best defense against poor water quality is a water treatment system designed to meet your water quality conditions. Blodgett offers optional systems from Optipure.

Pressure: 40(min)-50(max) PSI

Connections: 2" drain connection - max. drain temperature 140°F (60°C)  
 3/4" garden hose cold water

The drain piping must consist of temperature resistant material, greater than 160°F, and be of adequate diameter not to cause flow restriction. Improper materials may deform and cause restrictions, thus affecting performance.

Appliance is to be installed with backflow protection in accordance with federal, state or local codes.