

PROJECT NUMBER: 30160-07-85633
PAGE: 1 of 7
DATE: May 23, 2007

662 Cromwell Avenue Telephone : (651) 645-3601
Saint Paul, MN 55114 Toll Free : (888) 645-TEST
USA Telefax : (651) 659-7348
Website : www.twincitytesting.com

Investigative Chemistry Geotechnical Construction Materials
Non Destructive Testing Failure Analysis Product Evaluation
Metallurgical Analysis Materials Testing Welder Qualification

**NOISE EMISSION COMPARISON OF
CORZAN® CPVC PIPE AND COPPER PIPE**

Prepared for:
NOVEON INC.
Attn: Mr. David Ash
9921 Brecksville Road
Brecksville, OH 44141

Prepared By:



Mathew N. Botz
Project Manager
Product Testing Department
(651) 659-7353

Reviewed By:



Kyle T. Hall
Engineering Technician
Product Testing Department

The test results contained in this report pertain only to the samples submitted for testing and not necessarily to all similar products.

Noise Emission Testing

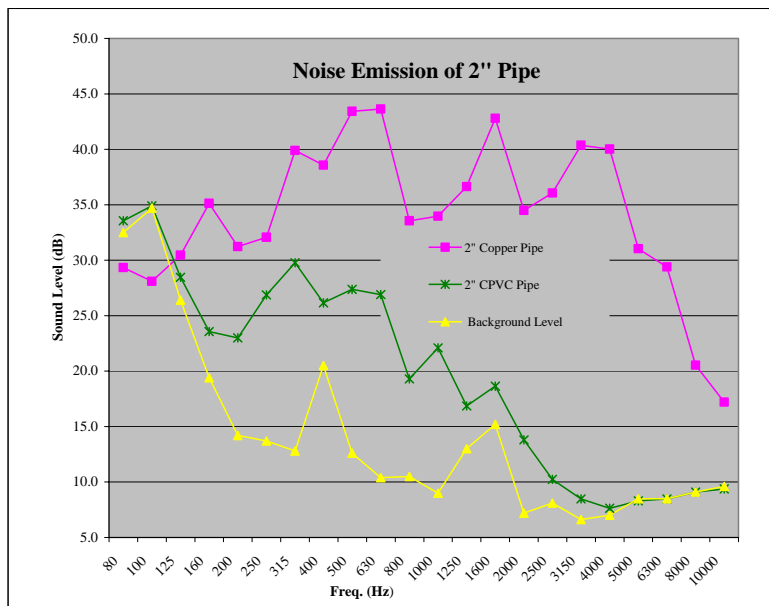
INTRODUCTION:

This report presents the results of Noise Emission testing conducted on two (2) pipe materials. The test specimens were submitted by Mr. David Ash of Noveon Inc. This work was completed on May 23, 2007.

This report must not be reproduced except in full with the approval of Stork Twin City Testing Corporation. The data in this report relates only to the items tested.

TEST RESULTS SUMMARY:

Average Sound Level, dB (re. 0.0002 µbar)		
1/3 Octave Freq (Hz)	2" Copper Pipe L _{eq} (dB)	2" CORZAN® CPVC Pipe L _{eq} (dB)
80	29.3	33.6
100	28.1	34.9
125	30.5	28.5
160	35.1	23.6
200	31.2	23.0
250	32.1	26.9
315	39.9	29.8
400	38.6	26.2
500	43.4	27.4
630	43.6	26.9
800	33.6	19.3
1000	34.0	22.1
1250	36.6	16.9
1600	42.8	18.6
2000	34.5	13.8
2500	36.1	10.2
3150	40.4	8.5
4000	40.0	7.6
5000	31.0	8.3
6300	29.4	8.5
8000	20.5	9.1
10000	17.2	9.4
dBA	49.9	31.7
dB Lin	50.9	39.6



See 'TEST DATA' section for detailed results.

The Corzan® CPVC pipe had a sound level of **31.7dBA** and the copper pipe had a sound level of **49.9 dBA**. The Corzan® CPVC pipe was 18-dBA quieter than the copper pipe which represents an audible difference (as the human hear interprets sound) as being approximately 1/4 as loud.

Table #1:

A reference table for the apparent loudness* relating to a difference in sound level.

Change in Sound Pressure Level (+ or -)	Change in Apparent Loudness
3 dB	Just Perceptible
5 dB	Clearly Noticable
10 dB	Twice (or 1/2) as loud
15 dB	Three times (or 1/3) as loud
20dB	Four times (or 1/4) as loud

*-Apparent Loudness is defined as the sound level perceived by the human ear.

Information and statements in this report are derived from material, information and/or specifications furnished by the client and exclude any expressed or implied warranties as to the fitness of the material tested or analyzed for any particular purpose or use. This report is the confidential property of our client and may not be used for advertising purposes. This report shall not be reproduced except in full, without written approval of this laboratory. The recording of false, fictitious or fraudulent statements or entries on this document may be punished as a felony under Federal Statues including Federal Law Title 18, Chapter 47

PROJECT NUMBER: 30160-07-85633

PAGE: 3 of 7

DATE: May 23, 2007

SPECIMEN DESCRIPTIONS:

Two pipe materials were submitted for noise emission testing.



Pipe Type: Corzan® CPVC Pipe
Nominal Diameter: 2”
Outer Diameter: 2-3/8”
Inner Diameter: 1-7/8”
Printed Markings on Pipe:
 “2” CORZAN CPVC 4120 SCH 80”

Bonding: The CPVC pipe joined to the fittings by solvent cement.



Pipe Type: Type “L” Copper
Nominal Diameter: 2”
Outer Diameter: 2-1/8”
Inner Diameter: 1-15/16”
Printed Markings on Pipe:
 “IUSA CAMBRIDGE-LEE 2L
 USA 03/12/07-12:28 NSF-61”

Bonding: Solder Joints

Materials List:

<u>Item:</u>	<u>Quantity</u>
Corzan® Pipe	40-ft (approx.)
Union	2
90° Elbow	5
45° Elbow	2
Tee	2
Shutoff Valve	1
Adapter (2” to 1/4”)	2
Adapter (2” to 1”)	2

<u>Item:</u>	<u>Quantity</u>
Type “L” Cu Pipe	40-ft (approx.)
90° Elbow	5
45° Elbow	2
Tee	2
Shutoff Valve	1
Adapter (2” to 1/4”)	2
Adapter (2” to 1”)	2

Information and statements in this report are derived from material, information and/or specifications furnished by the client and exclude any expressed or implied warranties as to the fitness of the material tested or analyzed for any particular purpose or use. This report is the confidential property of our client and may not be used for advertising purposes. This report shall not be reproduced except in full, without written approval of this laboratory. The recording of false, fictitious or fraudulent statements or entries on this document may be punished as a felony under Federal Statutes including Federal Law Title 18, Chapter 47

TEST PROCEDURE:

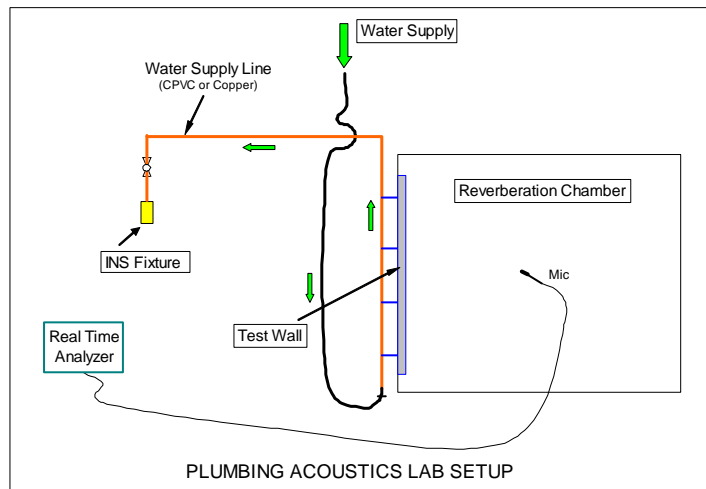
The tests were conducted using procedures outlined in ISO-3822 (99), “Laboratory Test on Noise Emission from Appliances and Equipment used in Water Supply Installations”.

The testing was modified to allow noise level comparisons of CPVC and copper pipe of equal diameter (2”). The modification basically involved replacing the 1” diameter galvanized pipe, specified by the ISO Standard, with the CPVC or the copper pipe supply lines.

In both cases, an INS (Installation Noise Standard) reference fixture was used as a noise source. Three replications of each test set-up were conducted with air-venting procedures between each replication. The operating conditions were maintained at a nominal 43.5-psi with a flow rate of approximately 4.5 gallons per minute.

A rotating microphone was positioned in the center of the reverberant receiving room and was used to obtain the sound pressure levels emitted from the test wall. The noise level (dB) was recorded in 1/3 octave frequencies from 80 Hz to 10,000 Hz over a time interval of 1-minute.

A Norwegian Electronics Model 830 Real Time Spectrum Analyzer was used for the data acquisition and analysis. The equipment was calibrated with a Bruel & Kjaer Model 4228 calibrator before each test.



TEST EQUIPMENT:

<u>Manufacturer</u>	<u>Description</u>	<u>Model</u>	<u>S/N</u>
Norwegian Electronics	Spectrum Analyzer	NE830	10722
Larson Davis	1/2” Condenser Mic.	2560	1128
Brüel & Kjær	Rotating Microphone Boom	3923	1263439
Bruel & Kjaer	Sound Calibrator	4228	1681383

Information and statements in this report are derived from material, information and/or specifications furnished by the client and exclude any expressed or implied warranties as to the fitness of the material tested or analyzed for any particular purpose or use. This report is the confidential property of our client and may not be used for advertising purposes. This report shall not be reproduced except in full, without written approval of this laboratory. The recording of false, fictitious or fraudulent statements or entries on this document may be punished as a felony under Federal Statutes including Federal Law Title 18, Chapter 47

PROJECT NUMBER: 30160-07-85633

PAGE: 5 of 7

DATE: May 23, 2007

ISO 3822 REVERBERATION CHAMBER DESCRIPTION:

Volume: 3710 ft³ (105.1 meters³)

Temperature: 70°F (± 5°)

Relative Humidity: 50% (± 3%)

Reverberation Times (seconds):

1/3 Octave Freq, Hz.	80	100	125	160	200	250	315	400	500	630	800
Reverberation Time, sec.	1.77	1.56	1.65	1.99	2.01	3.06	2.96	3.04	3.24	3.36	3.10

1/3 Octave Freq, Hz.	1000	1250	1600	2000	2500	3150	4000	5000	6300	8000	10000
Reverberation Time, sec.	2.92	2.89	2.64	2.37	2.32	2.29	1.98	1.69	1.42	1.13	0.87

REMARKS:

The test sample will be retained for a period of **15-days** and then discarded unless notified by the client.

F:\Product\MMFILES\MNB\2007 REPORTS MNB\85633-NSF.doc

Information and statements in this report are derived from material, information and/or specifications furnished by the client and exclude any expressed or implied warranties as to the fitness of the material tested or analyzed for any particular purpose or use. This report is the confidential property of our client and may not be used for advertising purposes. This report shall not be reproduced except in full, without written approval of this laboratory. The recording of false, fictitious or fraudulent statements or entries on this document may be punished as a felony under Federal Statutes including Federal Law Title 18, Chapter 47

PROJECT NUMBER: 30160-07-85633

PAGE: 6 of 7

DATE: May 23, 2007

TEST RESULTS:

Date of Test: May 21, 2007

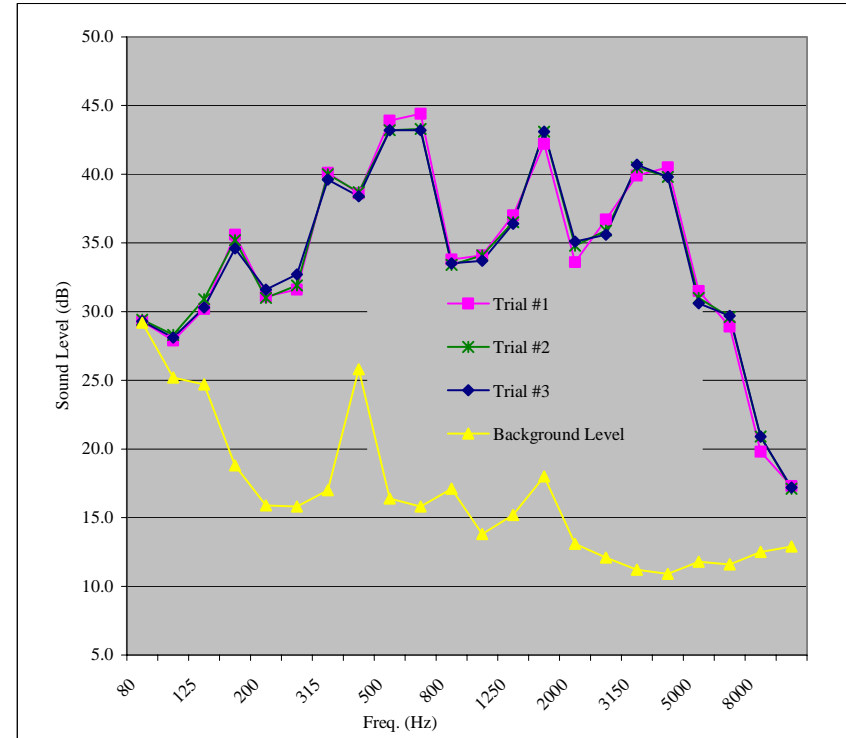
Sample Description:
2" Copper Pipe, Type "L"

Pipe Markings:
"USA CAMBRIDGE-LEE 2L USA 03/12/07-12:28 NSF-61"

Temperature: 73° F
Relative Humidity: 50%
Barometric Pressure: 985 mbar

Water Pressure: 43.5-psi
Input Water Flow: 4.5 gpm

Sound Level, dB (re. 0.0002 µbar)					
1/3 Octave	Background Level	Trial #1	Trial #2	Trial #3	Average
Freq (Hz)	L _{eq} (dB)	L _{eq} (dB)	L _{eq} (dB)	L _{eq} (dB)	L _{eq} (dB)
80	29.2	29.3	29.4	29.3	29.3
100	25.2	27.9	28.3	28.1	28.1
125	24.7	30.2	30.9	30.3	30.5
160	18.8	35.6	35.2	34.6	35.1
200	15.9	31.1	31.0	31.6	31.2
250	15.8	31.6	31.9	32.7	32.1
315	17.0	40.1	40.0	39.6	39.9
400	25.8	38.6	38.7	38.4	38.6
500	16.4	43.9	43.2	43.2	43.4
630	15.8	44.4	43.3	43.2	43.6
800	17.1	33.8	33.4	33.5	33.6
1000	13.8	34.1	34.1	33.7	34.0
1250	15.2	37.0	36.5	36.4	36.6
1600	18.0	42.2	43.1	43.1	42.8
2000	13.1	33.6	34.8	35.1	34.5
2500	12.1	36.7	35.9	35.6	36.1
3150	11.2	39.9	40.5	40.7	40.4
4000	10.9	40.5	39.8	39.8	40.0
5000	11.8	31.5	31.0	30.6	31.0
6300	11.6	28.9	29.6	29.7	29.4
8000	12.5	19.8	20.9	20.9	20.5
10000	12.9	17.3	17.1	17.2	17.2
dBA	27.0	50.0	49.9	49.9	49.9
dB Lin	33.7	51.1	50.9	50.8	50.9



Information and statements in this report are derived from material, information and/or specifications furnished by the client and exclude any expressed or implied warranties as to the fitness of the material tested or analyzed for any particular purpose or use. This report is the confidential property of our client and may not be used for advertising purposes. This report shall not be reproduced except in full, without written approval of this laboratory. The recording of false, fictitious or fraudulent statements or entries on this document may be punished as a felony under Federal Statutes including Federal Law Title 18, Chapter 47.

TEST RESULTS:

Date of Test: May 23, 2007

Sample Description:
2" CORZAN® CPVC

Pipe Markings:
"2" CORZAN® CPVC 4120 SCH 80"

Temperature: 70° F
Relative Humidity: 54%
Barometric Pressure: 980 mbar

Water Pressure: 43.5-psi
Input Water Flow: 4.5 gpm

Sound Level, dB (re. 0.0002 µbar)					
1/3 Octave	Background Level	Trial #1	Trial #2	Trial #3	Average
Freq (Hz)	L _{eq} (dB)	L _{eq} (dB)	L _{eq} (dB)	L _{eq} (dB)	L _{eq} (dB)
80	32.5	33.4	34.4	32.9	33.6
100	34.7	34.8	35.3	34.6	34.9
125	26.4	27.3	30.2	27.9	28.5
160	19.4	23.2	24.2	23.3	23.6
200	14.2	23.0	23.1	22.9	23.0
250	13.7	26.8	27.0	26.8	26.9
315	12.8	29.6	30.5	29.2	29.8
400	20.5	25.5	26.2	26.8	26.2
500	12.6	27.2	26.9	28.0	27.4
630	10.4	27.1	26.6	27.0	26.9
800	10.5	18.9	19.2	19.8	19.3
1000	9.0	22.1	22.3	21.9	22.1
1250	13.0	16.6	16.5	17.5	16.9
1600	15.2	18.5	18.7	18.7	18.6
2000	7.2	16.6	12.5	12.3	13.8
2500	8.1	9.3	11.1	10.3	10.2
3150	6.6	6.9	8.5	10.0	8.5
4000	7.0	7.4	7.6	7.9	7.6
5000	8.5	8.4	8.4	8.1	8.3
6300	8.5	8.5	8.5	8.4	8.5
8000	9.1	9.1	9.1	9.1	9.1
10000	9.6	9.4	9.4	9.3	9.4
dBA	23.9	31.6	31.7	31.8	31.7
dB Lin	37.3	39.0	40.3	39.5	39.6

