


RUNNING LED LIGHTS IN DRY SPA

(Power should be disconnected or off while converting the spa)

All In Series (VS100 system)

To run the lighting with the spa empty


1. Unplug pump and heater from PC board
2. Unplug ozonator from PC board
3. Plug spa in. The lights can be turned on and off the from the topside display



Modern Series and Classic Series except Crown XL (120V/240V convertible spas VS300 system)

To run the lighting with the spa empty

1. Remove white wire from J11 to J32
2. Unplug pump and ozonator if installed
3. Install 110V 15A GFCI cord *
4. Plug spa in. The lights can be turned on and off the from the topside display



*Can only be used to run the LED lights. Cannot be used to run the complete spa except on the Impulse and Impulse DP models


RUNNING LED LIGHTS IN DRY SPA

(Power should be disconnected or off while converting the spa)

SE models and Crown XL (240V only VS300)

To run the lighting with the spa empty


1. Unplug pump and ozonator if installed
2. Install 110V 15A GFCI cord *
3. Plug spa in. The lights can be turned on and off the from the topside display



LS models (240V only VS511)

To run the lighting with the spa empty

1. Unplug both pumps and ozonator if installed
2. Install 110V 15A GFCI cord *
3. Plug spa in. The lights can be turned on and off the from the topside display



*Can only be used to run the LED lights. Cannot be used to run the complete spa except on the Impulse and Impulse DP models