



Program Summary Update (Year to Date):

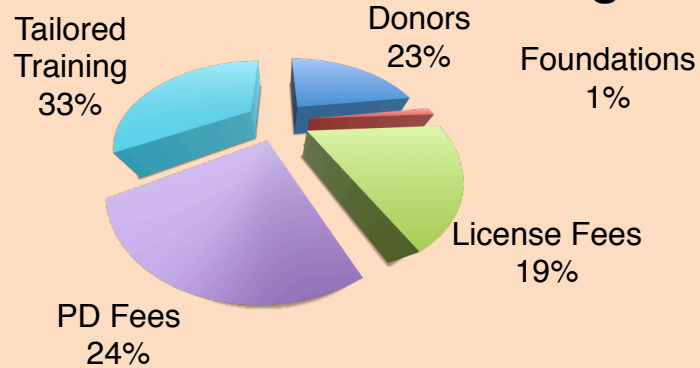
- **Design Development: BUCK INSTITUTE FOR EDUCATION (BIE), TEACH FOR AMERICA (TFA), STRIVE TOGETHER, COLLABORATIVE FOR ACADEMIC, SOCIAL, & EMOTIONAL LEARNING (CASEL)**
- **EIT & ESAT impacts 7750 students**
 - **4 year-long cohort trainings, 12 site licenses, 8 tailored presentation/consultations**

Saint Raphael (CA)	Cohort
StriveTogether Cohort (OH)	Cohort
El Colegio (MN)	Cohort
Howard High School (DE)	Cohort
Boston Public Schools (MA)	License
Lick Wilmerding (CA)	License
Marin Catholic (CA)	License
TFA-Sacramento (CA)	License
CSU-Hayward (CA)	License
Sacred Heart Academy (CA)	License
Making Waves Academy (CA)	License
Boston College Education (MA)	License
University of Louisville (KY)	License
Saint Paul Promise Neighborhood (MN)	License
TFA-National (NY)	License
TFA-Delaware (DE)	License
Park Day School (CA)	Tailored Presentation
Buck Institute Education (CA)	Tailored Presentation
West Valley Community College (CA)	Tailored Presentation
San Mateo College (CA)	Tailored Presentation
City College (CA)	Tailored Presentation
CVNL (CA)	Tailored Presentation
55,000 degrees (KY)	Tailored Presentation
Strive Partnership (OH)	Tailored Presentation

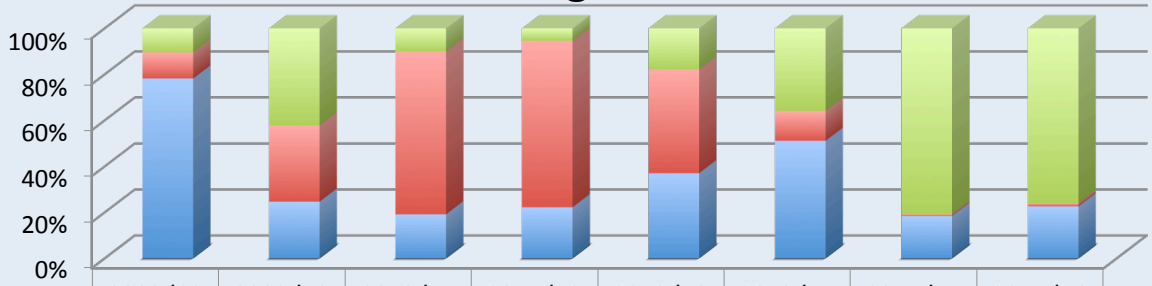


EDUCATION - EXCELLENCE - EQUITY

2015-2016 E3 Income categories

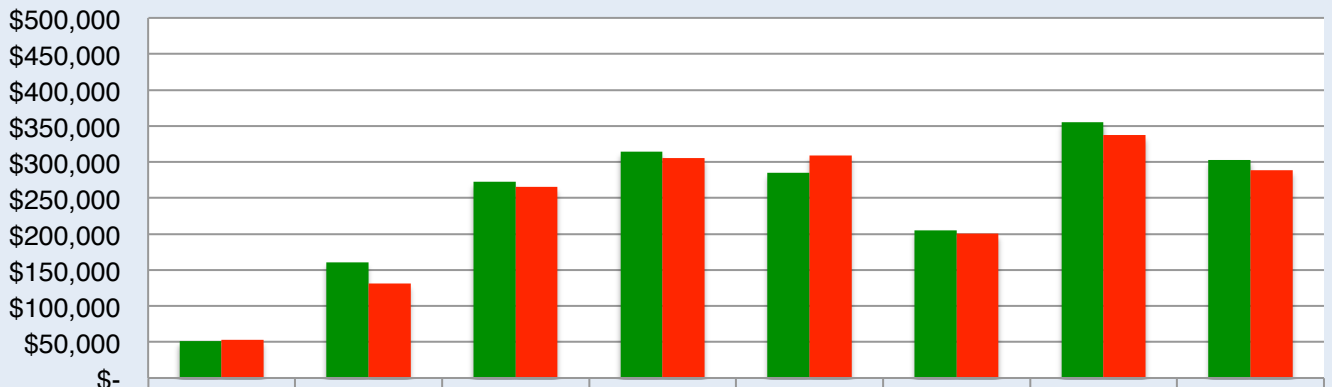


E3 Income Percentage Overview



	2008-'09	2009-'10	2010-'11	2011-'12	2012-'13	2013-'14	2014-'15	2015-'16
Program Service Fees	10%	42%	10%	5.3%	17.8%	36%	81%	76%
Foundations	11%	33%	71%	72.4%	45.2%	13%	1%	1%
Donors	78%	25%	19%	22.3%	37.1%	51%	18%	23%

E3 Total Organizational Budget by Year



	08-'09	09-'10	10-'11	11-'12	12-'13	13-'14	14-'15	15-'16
TOTAL INCOME	\$51,398	\$160,607	\$272,100	\$313,969	\$285,153	\$204,997	\$355,077	\$302,664
TOTAL EXPENSES	\$52,708	\$131,374	\$265,638	\$305,539	\$309,377	\$200,827	\$336,958	\$288,449