ASTA CS500 Counter Shutter
Specifications:

Standard Features:

Slats: profile 1-1/2" high by 1/2" deep. Finished options available in .050" Clear anodized, extruded interlocking roll formed aluminum slats; 22 gauge galvanized steel slats, galvanized according to ASTM A-653, G-90 and finished with baked epoxy primer and polyester finish coat; 22 gauge #4 polished stainless steel.

Endlocks: Each end of alternate slats to be fitted with nylon endlocks.

Bottom Bar: Extruded aluminum for aluminum and steel curtains. Stainless steel angle for stainless steel curtains. Bottom bar astragal seal provided.

Guide Assembly: Extruded clear anodized aluminum, two piece box shaped guides for aluminum & steel curtains. #4 Stainless steel box shaped guides for stainless steel curtains. All guides with bellmouths and curtain stops.

Barrel Assembly: Barrel to be a steel pipe of diameter and wall thickness to restrict maximum deflection to .03" per foot of door width. Provided with threaded rings or lugs welded to barrel for curtain attachment.

Springs: Oil tempered, grease packed helical torsion springs. Springs are mounted on a steel torsion shaft with a self aligning ball bearing assembly.

Head Plates: Brackets are fabricated from 1/4" minimum thickness steel plates. Drive end bracket plate provided with a precision ball bearing assembly.

Locking: Manual push up shutters with aluminum or steel curtains will have thumb turn locks. Manual push up shutters with stainless steel curtains will have stainless steel slide bolt locks.

Operation: Manual push up on all standard sizes.

Hood: Rectangular shape formed of aluminum for aluminum shutters, 24 gauge galvanized steel with baked epoxy primer and polyester finish coat for steel shutters and stainless steel for stainless shutters.

Finishes: Extruded aluminum curtain, guides and bottom bar to be clear anodized aluminum. Steel curtain slats and hood hot-dipped galvanized, per ASTM A-653, G-90, with baked epoxy primer and polyester finish coat in gray and white. Painted curtains furnished with clear anodized aluminum box guides and bottom bar. Stainless shutters furnished with #4 polished curtain, guides and bottom bar.

Options:

Gauges: Aluminum curtain only available in .050" extrusion; steel and stainless steel curtains only available in 22 gauge.

Operation: Awning crank, in-tube motor operation and outside motor operation are available.

Locking: Keyed thumb turn locks and cylinder locks are available.

Finish: Powder coat paint is available.

Models: CS522 painted steel, CS544 aluminum & CS566 stainless steel are available.

HEADER CLEARANCES AND DIMENSIONS



Face of Wall Mount
Aluminum & Steel

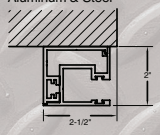

	D	T
Manual	2-1/2"	2-1/2"
Awning Crank	4-1/2"	2-1/2"
Motor	2-1/2"	2-1/2"

Between Jamb Mount
Aluminum & Steel

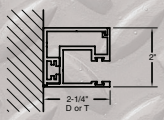

	D	T
Manual	2-1/4"	2-1/4"
Awning Crank	4-1/4"	2-1/4"
Motor	4-1/4"	2-1/4"

Face of Wall Mount
Stainless Steel

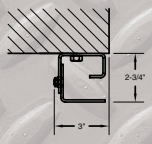

	D	T
Manual	3-1/2"	3-1/2"
Awning Crank	5-1/2"	3-1/2"
Motor	5-1/2"	3-1/2"

Between Jamb Mount
Stainless Steel

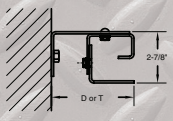

	D	T
Manual	4-1/2"	4-1/2"
Awning Crank	6-1/2"	4-1/2"
Motor	6-1/2"	4-1/2"

zone	H	B
1	10"	10-1/2"
2	11"	11-1/2"

Consult factory if headroom is critical or for sizes not listed.
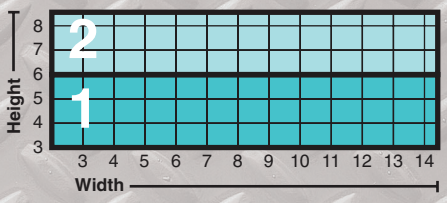
AREA CHART* CS 500 Series Counter Shutters