

ASTA SafeGuard FS500 Series Fire Shutter

Specifications:

Standard Features:

Slats: 22 gauge galvanized steel slats. Galvanized according to ASTM A-653, G-90 and finished with baked epoxy primer and polyester topcoat. Available in flat slat only profile 1-1/2" high by 1/2" deep. Maximum height of 8'4" high.

Endlocks: Each end of alternate slats to be fitted with malleable cast iron endlocks.

Bottom Bar: Curtain to be reinforced and fabricated with steel angle and supplied with a bottom astragal seal. Manual push up shutters provided with slide bolt locks suitable for padlocking. Awning crank shutters not supplied with locks.

Guide Assembly: Box shaped guides fabricated of 11-gauge steel with integral bellmouths and curtain stops.

Barrel Assembly: Barrel to be a steel pipe of diameter and wall thickness to restrict maximum deflection to .03" per foot of door width. Provided with threaded rings or lugs welded to barrel for curtain attachment.

Springs: Oil tempered, grease packed helical torsion springs. Springs are mounted on a steel torsion shaft with a self-aligning ball bearing assembly.

Head Plates: Brackets are fabricated from 1/4" minimum thickness steel plates. Drive end bracket plate provided with precision self-aligning ball bearing assembly.

Operation: Manual push up operation available as standard up to 10' wide. Awning crank standard above 10' wide up to 13' maximum width.

Hood: Rectangular shape formed of a 24 gauge galvanized steel with baked epoxy primer and polyester topcoat.

Automatic Closure: Activated by 165-degree fusible links provided as standard. Closing speed regulated by viscous governor to between 6" and 24" per second per NFPA-80.

Drop Testing: Easily drop tested and reset with minimum downtime. Partial tension release and requires reset by a qualified door technician.

Options:

Sizes: 10' wide for manual operation and 13'0" wide with awning crank operation.

Finishes: #4 stainless steel and powder coat paint is available.

Automatic Closures: Release devices are available.

Operation: Awning crank operation is available for all sizes.

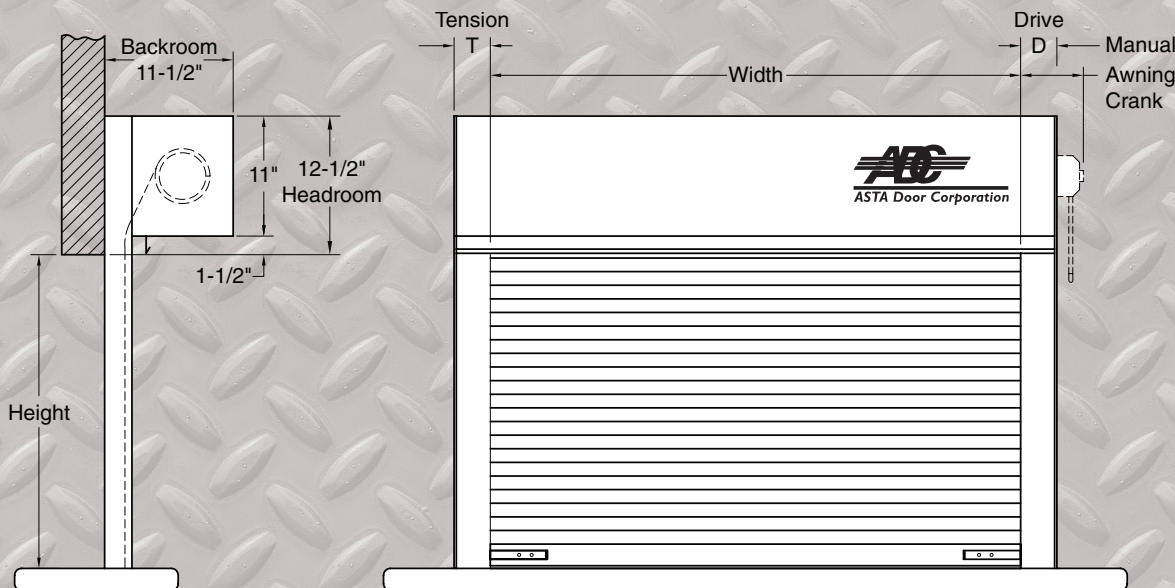
Locking: Slide bolt locks, thumb-turn locks and cylinder locks are available.

Fire Ratings: 3/4 hr, 1-1/2 hr and 3 hr fire ratings are available.

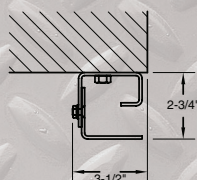
Push Up Operation: Models FS522/M—painted steel & FS566—stainless steel.

Awning Crank Operation: Models FS522/C—painted steel & FS566M for stainless steel.

HEADER CLEARANCES AND DIMENSIONS

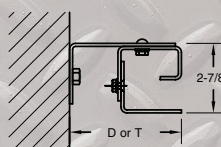


Face of Wall Mount



	D	T
Manual	5-1/2"	6-1/2"
Awning Crank	7-1/2"	6-1/2"

Between Jamb Mount



	D	T
Manual	5-1/2"	6-1/2"
Awning Crank	7-1/2"	6-1/2"