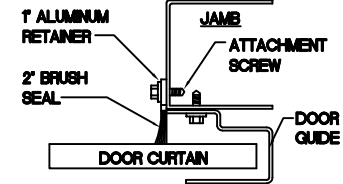


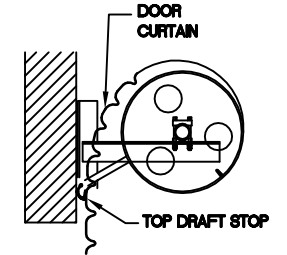
ELEVATION

SECTION-A-A

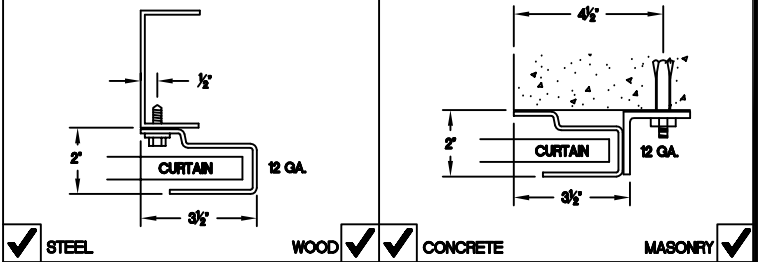
JAMB BRUSH SEAL DETAIL




TOP DRAFT STOP DETAIL



GUIDE DETAILS



STANDARD CURTAIN



GENERAL NOTES:

CURTAIN:

- 26 GAUGE GALVANIZED STEEL WITH BAKED ON EPOXY PRIMER AND POLYESTER TOP COAT

GUIDES:

- ROLL FORMED 12 GAUGE GALVANIZED STEEL

OPERATION:

- RIGHT HAND SHOWN, LEFT HAND OPPOSITE

INSULATION:

- MYLAR AND POLYETHYLENE INSULATION LAMINATED TO BACK OF CURTAIN.

OTHER SURFACES:

- GALVANIZED OR SHOP COAT PRIMER

SIDE ROOM REQUIREMENTS

<input checked="" type="checkbox"/>	CHOOSE TYPE OF OPERATION BELOW	A-1	A-2
<input checked="" type="checkbox"/>	HAND-ROPE PULL	7'	7'
<input checked="" type="checkbox"/>	REDUCTION GEAR CHAIN HOIST	10'	7'
<input checked="" type="checkbox"/>	ELECTRIC MOTOR OPERATOR KIT	10'	7'

SEE 'ELEVATION'

MRK.	QTY.	OPENING SIZE		OPERATION	R.H.	CLEARANCES		OPTION
		WIDTH 'W'	HEIGHT 'H'			L.H.	'X'	

PROJECT:
ARCHITECT:
CONTRACTOR:
DISTRIBUTOR:



4255 McEver Industrial Dr.
Acworth, GA 30101
PH:(770) 974-2600
Fax:(770) 974-1455
www.astadoor.com

DATE: SHEET: OF: BY: REF:#
MODEL 202 HD INSULATED COMMERCIAL SHEET DOOR

Asta Door Corporation is not responsible for the use of improper installation procedures, structural supports as well as field inspection prior to manufacturing and installation.

APPROVAL SIGNATURE: _____ DATE: _____