

ROTARY SWITCH SETTINGS

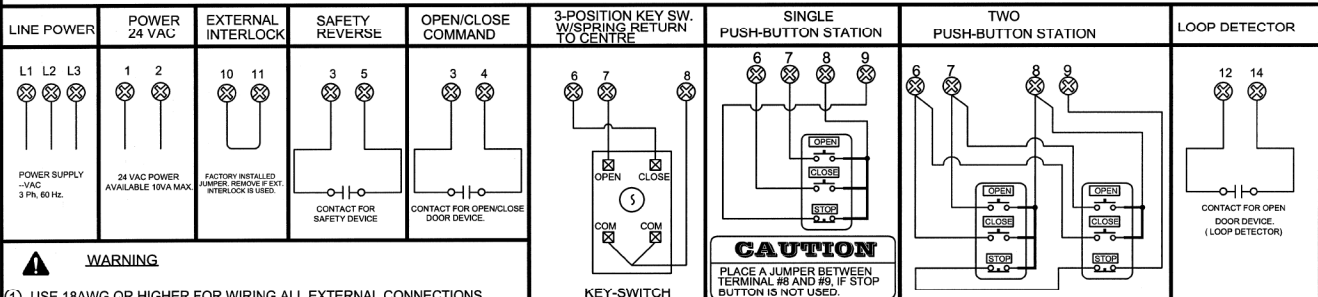
WIRING TYPES	
0 C2 WIRING	
1 B2 WIRING	
2 D1 WIRING	
3 E2 WIRING	
4 T WIRING	
5 TS WIRING	
PROGRAM SETTINGS	
6 MID-STOP TIMER TO CLOSE	
8 WARNING LIGHT TIMER	
9 SBC SINGLE BUTTON CONTROL	
B TIME TO CLOSE	
C MID-STOP	
D RUN-TIMER	

CONNECTION FOR A RADIO RECEIVER MODULE. (CONSULT FACTORY)

TB5

NOTE:-
FOR ROTARY SWITCH SETTINGS SETTINGS AND PROGRAMMING PROCEDURES, REFER TO INSTRUCTION MANUAL

EXTERNAL WIRING



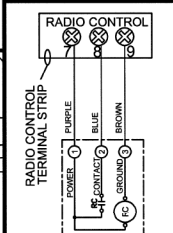
WARNING

1- USE 18AWG OR HIGHER FOR WIRING ALL EXTERNAL CONNECTIONS

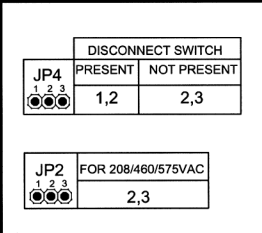
2- MOTORISED DOORS CAN CAUSE SERIOUS INJURIES OR DEATH. MANARAS STRONGLY RECOMMENDS THE USE OF ENTRAPMENT PROTECTION SYSTEMS, ESPECIALLY IN THE OF CASE MOMENTARY CONTACT TO CLOSE AS IN B2 WIRING

THE INFORMATION CONTAINED HEREIN IS PROPRIETARY TO MANARAS-OPERA AND SHALL NOT BE REPRODUCED OR DISCLOSED OR USED FOR ANY DESIGN OR MANUFACTURE EXCEPT WHEN USER POSSESSES DIRECT WRITTEN AUTHORIZATION FROM MANARAS-OPERA

RADIO RECEIVER



ON BOARD JUMPER SETTINGS



MONITORED PHOTOCELL

