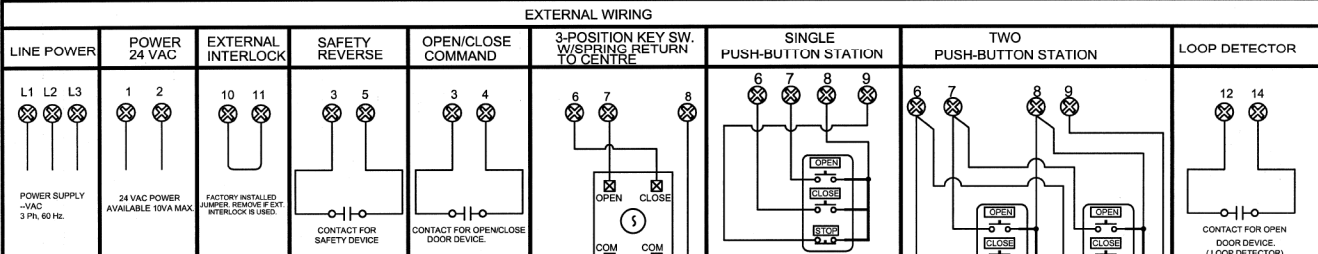


ROTARY SWITCH SETTINGS

| WIRING TYPES | |
|--------------------------------|--|
| 0 C2 WIRING | |
| 1 B2 WIRING | |
| 2 D1 WIRING | |
| 3 E2 WIRING | |
| 4 T WIRING | |
| 5 TS WIRING | |
| PROGRAM SETTINGS | |
| 6 MID-STOP TIMER TO CLOSE | |
| 8 WARNING LIGHT TIMER | |
| 9 SBC SINGLE BUTTON CONTROL | |
| B TIME TO CLOSE | |
| C MID-STOP | |
| D RUN-TIMER | |

NOTE:-
FOR ROTARY SWITCH SETTINGS SETTINGS AND PROGRAMMING PROCEDURES, REFER TO INSTRUCTION MANUAL

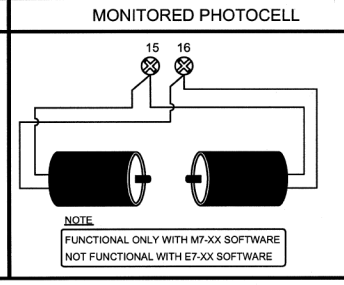
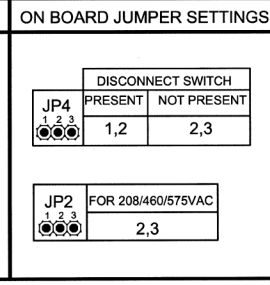
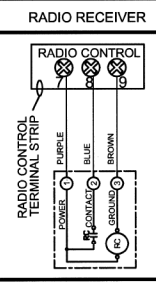


WARNING
① USE 18AWG OR HIGHER FOR WIRING ALL EXTERNAL CONNECTIONS

② - MOTORISED DOORS CAN CAUSE SERIOUS INJURIES OR DEATH. MANARAS STRONGLY RECOMMENDS THE USE OF ENTRAPMENT PROTECTION SYSTEMS, ESPECIALLY IN THE OF CASE MOMENTARY CONTACT TO CLOSE AS IN B2 WIRING

THE INFORMATION CONTAINED HEREIN IS PROPRIETARY TO MANARAS-OPERA AND SHALL NOT BE REPRODUCED OR DISCLOSED OR USED FOR ANY DESIGN OR MANUFACTURE EXCEPT WHEN USER POSSESSES DIRECT WRITTEN AUTHORIZATION FROM MANARAS-OPERA

TITLE: WIRING DIAGRAM, 208/460/575VAC, 3- PHASE
 DRAWN BY: BP DATE: 07 APR 2010 CAD FILE: MECB33-70-N10-W REV: C DATE: 06 JUNE 2011
 MANARAS-OPERA
 136 ONEIDA DRIVE
 POINTE CLAIRE, QC H9R 1A8
 TEL: 1-800-361-2260
 FAX: 1-888-626-0606



NOTE:
FUNCTIONAL ONLY WITH M7-XX SOFTWARE
NOT FUNCTIONAL WITH E7-XX SOFTWARE