

I0000
commercial



JANUS
INTERNATIONAL



superior product + recognized value




JANUS[®]

[International]

Janus International has once again raised the bar with the Model 1000 commercial door. The Pre-Assembled Industrial Door (PAID) features the traditional dependability and sturdiness of a commercial door, while significantly saving time and money during installation. How? The push-up operation comes with brackets and tensioner pre-assembled. The reduced drive chain hoist operation is delivered with brackets, tensioner, gears and chain drive pre-assembled on the door. In addition, door and guides install to jamb as a single assembly. Pre-assembly from the factory means less time spent on installation, therefore saving you money. Backed by a one year warranty, our PAID Model 1000 is a solid and economical investment for commercial/industrial usage.

FEATURES



The 26 gauge corrugated door curtain is manufactured from full hard galvanized grade 80 steel and coated with Super Durable Polyester paint that is backed by a 40 year film integrity and a 25 year no-fade limited paint warranty. Available in sizes up to 12'0" x 14'0" and in over 20 different colors.

Tough, durable, wide, heavy-duty nylon stripping controls curtain stretch and works in conjunction with the vinyl guide strip to reduce wear and deaden sound.



The slide bolt lock assembly affixed to the bottom bar at each end of the door curtain fastens through the guide to securely keep the door locked and in the down position. Padlocks can be attached to the slide to further secure the door. Bulb astragal is standard on all doors.

The flat door stop slide makes installation quicker. Simply slide through the holder on the guide and affix with a fastener.



9 1/2" diameter drums allow for lower headroom requirements. An enclosed barrel houses the dead axle assembly and protects the factory-lubricated springs from direct contact with environmental elements. The inherent strength provided by the spiral barrel minimizes axle deflection, providing smoother operation. Because the curtain is attached by screws and not seamed to the barrel, cost-effective replacement of either independent assembly is quick and easy.

Grease-filled, shielded radial ball bearings at the drums provide longevity and smooth operation. Drums are embossed for rigidity.



The Janus ratchet tensioning device supplied as standard equipment on our door offers a simpler method of tensioning, while more accurately fine tuning all the springs on the door at the same time. There is no extra hardware required. Eight different positions on the tension wheel allow one to perfectly balance the door every time. There are no pins required to hold the tension on the spring. You simply just click it.



A 4:1 reduced drive chain hoist offers smoother operation on doors over 10'0" wide or 10'0" tall. Chain hoist comes pre-assembled on door.



superior product + recognized value

Three manufacturing facilities located throughout the United States and a team of experienced door experts are available to assist you with any of your door needs.

1000

commercial


One year warranty on workmanship and material.



Factory-installed galvanized reinforced 12 gauge brackets are designed to easily snap onto the guides, reducing installation time.

OPTIONS

Roll•a•matic electric operators are internally enclosed in the barrel to provide quiet and reliable operation. The operator's design is compatible with transmitters and receivers, pneumatic sensing edges and other electric operation accessories. Right side operation only. Auxiliary operator hand chain not available.



Insulation is made of a foil-backed, dual-layer polyethylene air-bubble insulation secured in place with a strong adhesive and joined by mylar film (top draft stop and side draft stops are also included). Model 1000I only.



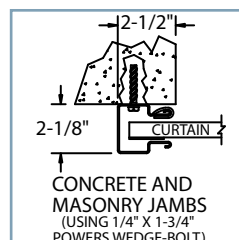
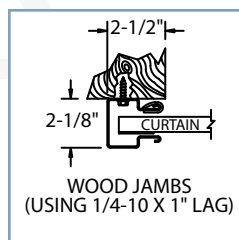
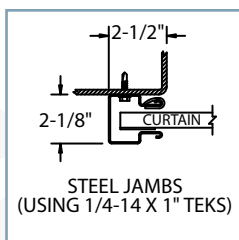
The top draft stop mounted to the door curtain provides a 2 3/4" weather seal between the door and the header.



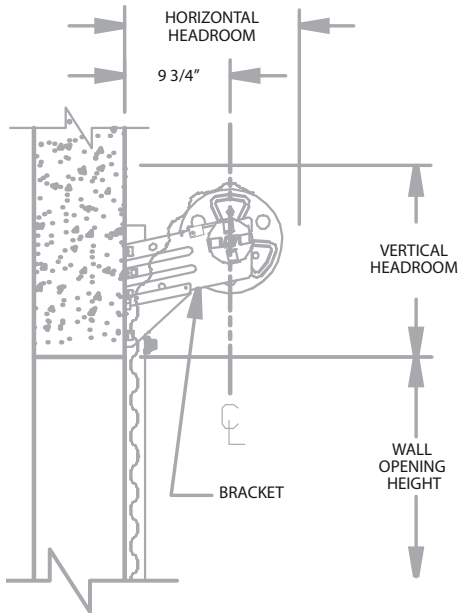
The header seal attaches directly to the header and extends up to 5" to the door curtain to form an effective barrier from environmental elements.

GUIDE DETAILS

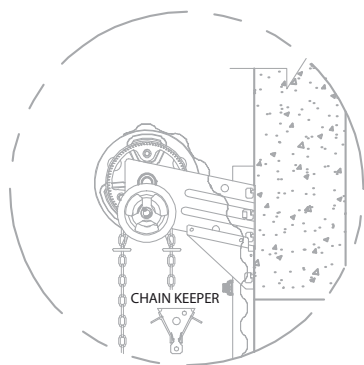
Universal mount 2" deep 16 gauge galvanized steel guides require no pre-installation modifications for wood, steel, concrete or masonry block applications. Guides have deeper engagement, which allows the curtain to stay in place under more severe wind conditions.



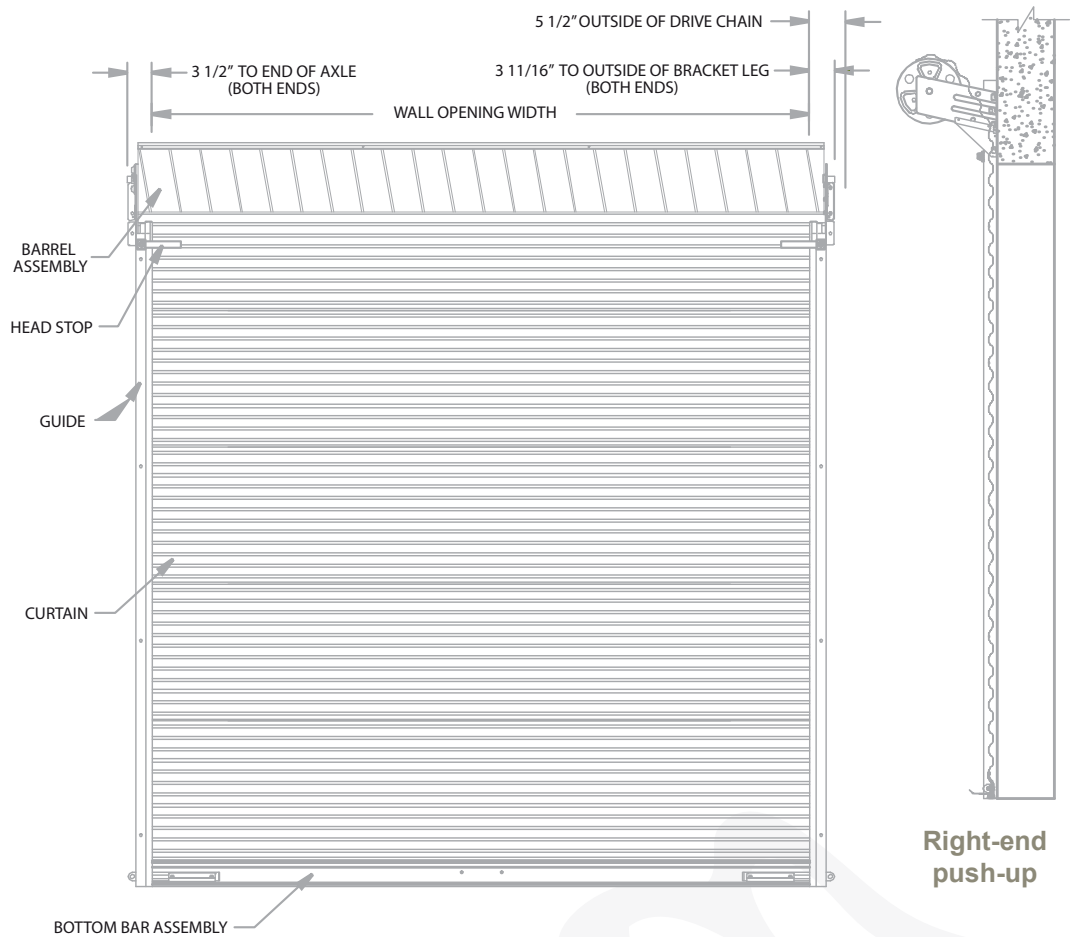
1000 commercial



Left-end tensioner



Right-end reduced hand chain



Right-end push-up

Side Room Requirements

Operation	Guide	Outside of Bracket Tensioner End	Outside of Hand Chain Drive	Outside of Bracket Drive End	Each End of Axle
Push Up	2-1/2"	3-11/16"	N/A	3-11/16"	3-1/2"
Reduced Drive Chain	2-1/2"	3-11/16"	5-1/2"	3-11/16"	3-1/2"
Electric	2-1/2"	3-11/16"	N/A	3-11/16"	3-1/2"

Head Room Requirements

Opening Height	Vertical Headroom	Horizontal Headroom
Thru 8'0"	18"	17 1/2"
Over 8'0" thru 10'0"	18 1/2"	17 3/4"
Over 10'0" thru 12'0"	18 3/4"	18"
Over 12'0" thru 14'0"	19"	18 1/2"

JANUS INTERNATIONAL

{ headquarters }
p.o. box 567
temple, georgia 30179

{ manufacturing facilities }
134 janus international blvd
temple, georgia 30179

+ 1256 brittmore road
houston, texas 77043

+ 13374 west peoria avenue
surprise, arizona 85379

+ davy drive; north west industrial estate
peterlee; co durham SR8 2JF united kingdom

{ distribution center }
15330 valley view blvd, suite 5
la mirada, california 90638

PH **1 866 562 2580**
FX **1 770 562 0328**
www.janusintl.com

proud members of:



superior product + recognized value