


Edge Programmable Industrial Controller



**OPTO 22**  
The Future of Automation.

# This is EPIC.

The world's first  
Edge Programmable Industrial Controller



## groov EPIC processor

- Real-time, open-source Linux® OS
- Industrial quad-core ARM® processor
- Configuration, troubleshooting, and HMI on touchscreen or remotely through web browser
- Dual, independent Gigabit Ethernet network interfaces
- Dual USB ports for serial communications, touchscreen monitors, or Wi-Fi adapters
- HDMI output for optional external monitor
- Wide -20 to 70 °C operating temperature range

## groov I/O

- 4 to 24 channels per module
- 4, 8, or 16 position stainless-steel chassis
- Hot-swappable I/O
- Multi-featured analog output with voltage, current, and loop sourcing in one module
- Analog inputs offer 20 bit resolution at 0.1% accuracy over span
- DC outputs: load switching at 0.4 amps per channel @ 70°C
- AC outputs: load switching at 0.5 amps per channel @ 70°C; blown-fuse detection
- AC/DC outputs: mechanical relay at 5 amps per channel @ 70 °C
- Channel-to-channel isolation available
- UL Hazardous Locations approved and ATEX compliant
- Guaranteed-for-life I/O**



## groov I/O module

### What is EPIC?

**Edge** – Collect, process, view, and exchange data where it's produced—at the edge of the network. Securely share data among databases, cloud services, Allen-Bradley® and Siemens® PLC systems, and other equipment using tools like Ignition Edge® by Inductive Automation®, Node-RED™, and MQTT. Visualize data on the integral touchscreen, an external HDMI monitor, or from any web browser or mobile device.

**Programmable** – Options for programming include flowchart-based PAC Control™ and future support for IEC-61131. Optional shell access lets you run your own custom-developed application on an open, Linux-based automation system.

Discrete channel indicators

Stainless-steel DIN rail or panel mounted chassis

**Industrial** – From plant floors to remote sites, the edge demands industrially hardened equipment—like solid-state drives, UL Hazardous Locations approval, and ATEX compliance.

**Controller** – Reliable real-time control and guaranteed-for-life I/O provide the solid base for all other functions.

Learn more about groov EPIC. Speak to an application engineer at 800-321-OPTO, email us at [systemseng@opto22.com](mailto:systemseng@opto22.com), or visit us on the web at [opto22.com](http://opto22.com).



Brings key capabilities to the network edge



**OPTO 22**  
The Future of Automation.

# groov EPIC<sup>™</sup> Software

## groov MANAGE

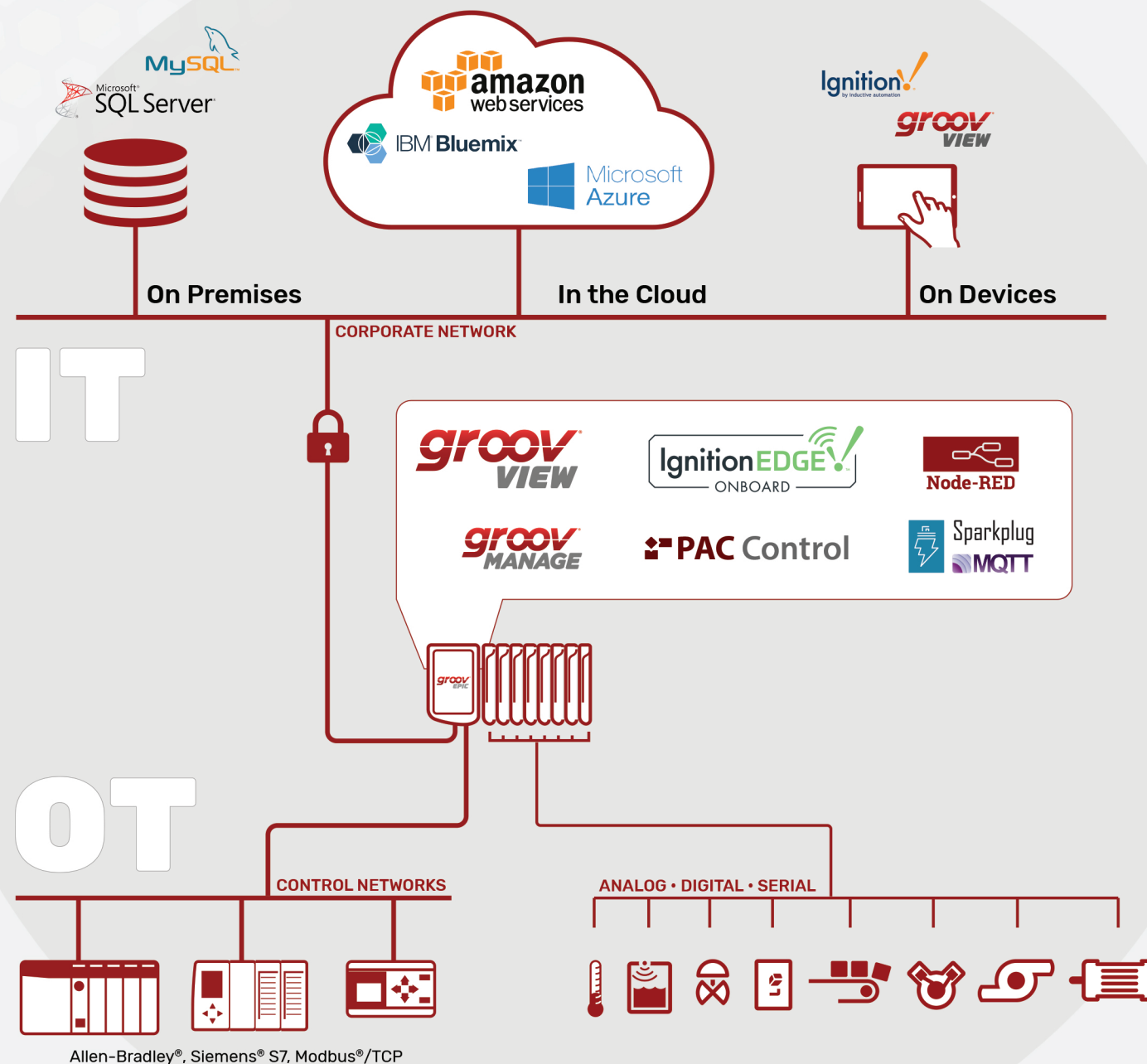
groov Manage is the browser-based groov EPIC system management application. Used locally on the EPIC processor's high-resolution touchscreen, or on your computer, smartphone, or tablet, groov Manage is your central command to your groov EPIC system, helping you configure, troubleshoot, and commission your controller, I/O modules, and network interfaces.

## groov VIEW

Use groov View to build and view operator interfaces to monitor and manage your system from any authorized device with a web browser, from a smartphone to an HDTV. User authentication and data encryption keep systems secure, while you enjoy drag-drop-tag construction with no tag or user limits. groov View includes trends, events, and user notifications.

## PAC Control

PAC Control, part of the PAC Project Software Suite, is an intuitive tool for programming industrial automation, process control, remote monitoring, data acquisition, and industrial internet of things (IIoT) applications. Flowchart-based with optional scripting, PAC Control lets you create and debug control programs and then download and run them on a groov EPIC processor.



## Ignition EDGE<sup>!</sup>

A product of Inductive Automation®, Ignition Edge® extends the Ignition Platform® to the edge of your network. Ignition Edge includes drivers to Allen-Bradley, Siemens, and Modbus/TCP devices, eliminating the cost and complexity of commissioning and maintaining a Microsoft® Windows®-based OPC UA server for translating PLC and device data for use with groov View and MQTT. Optional modules for Enterprise Asset Management and Edge Panel are available.

## Sparkplug MQTT

MQTT is a secure, bi-directional, lightweight event- and message-oriented transport protocol with a publish/subscribe architecture. This architecture decouples devices from applications, improving communications efficiency and reducing reliance on traditional IT networking resources. Sparkplug is an MQTT-based payload definition for industrial applications that greatly simplifies implementation by defining topic namespaces and payload, and managing the state of devices in the field.

## Node-RED

Node-RED is an open-source, multi-platform IIoT development tool for building simple data flows to wire together databases, cloud applications, and APIs. Built on the popular Node.js JavaScript runtime, Node-RED benefits from a large Node-RED library containing over 600 prebuilt nodes, allowing IIoT application developers to leverage existing software code and deploy it directly into their applications.





# groov EPIC™ Architecture Example using MQTT/Sparkplug

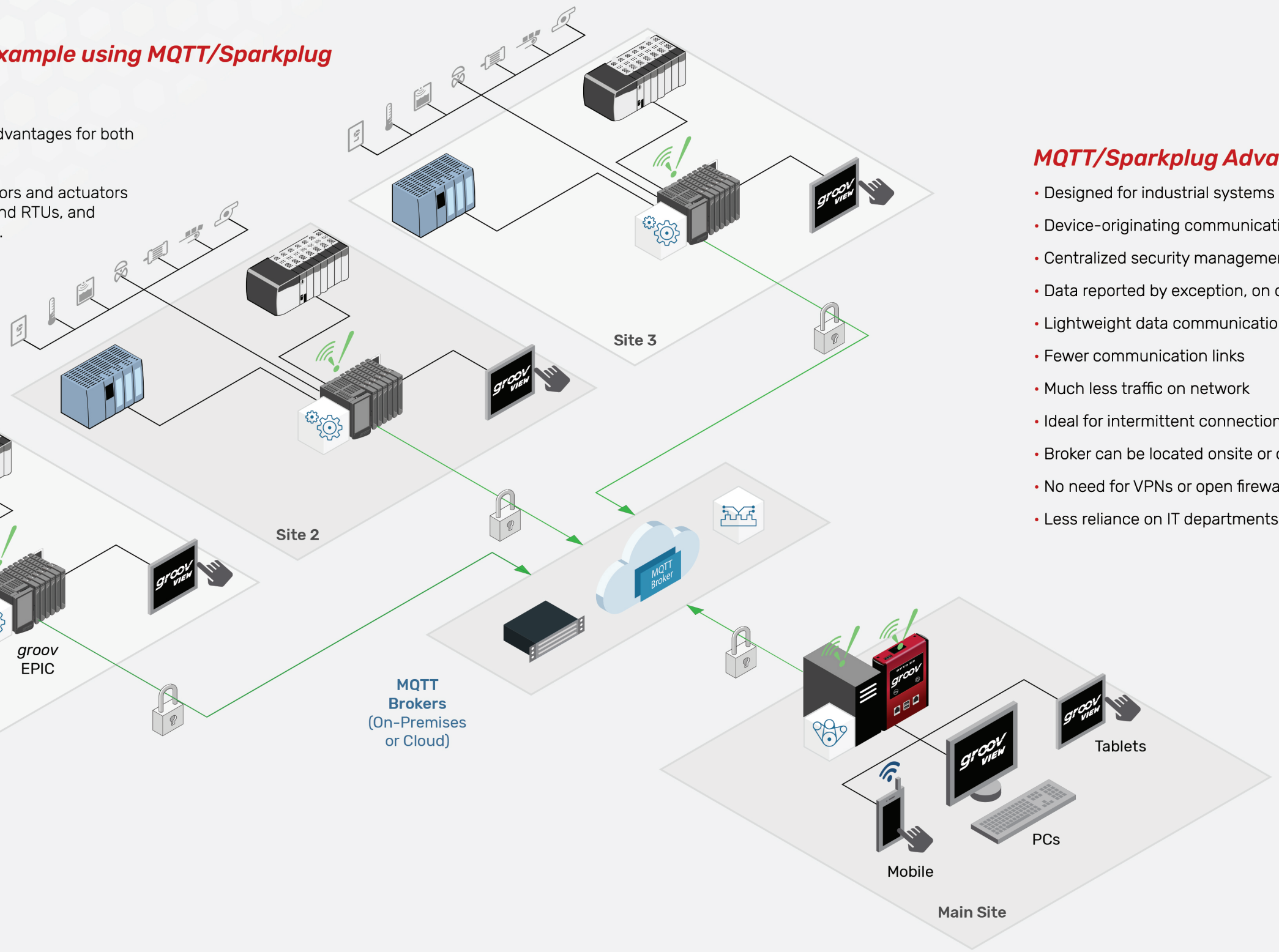
MQTT Transmission with Sparkplug messaging offers advantages for both on-premises and remote data communication.

groov EPIC systems in industrial areas connect to sensors and actuators through their own I/O and through other PACs, PLCs, and RTUs, and publish and subscribe to data through the MQTT broker.

At the main site, Ignition Edge and the groov Edge Appliance also publish and subscribe data through the broker, while providing database connectivity and system visualization.



-  MQTT Transmission
-  MQTT Distributor
-  MQTT Engine
-  TLS Secure, Outbound MQTT Connections



## MQTT/Sparkplug Advantages

- Designed for industrial systems
- Device-originating communications
- Centralized security management at broker
- Data reported by exception, on change only
- Lightweight data communications
- Fewer communication links
- Much less traffic on network
- Ideal for intermittent connections
- Broker can be located onsite or offsite
- No need for VPNs or open firewall ports
- Less reliance on IT departments

# Product Overview

## groov EPIC® Processors

GRV-EPIC-PR1 Programmable automation controller

## groov EPIC Chassis

GRV-EPIC-CHS4 4-module analog/digital/serial mounting chassis  
 GRV-EPIC-CHS8 8-module analog/digital/serial mounting chassis  
 GRV-EPIC-CHS16 16-module analog/digital/serial mounting chassis

## groov EPIC Power Supplies

GRV-EPIC-PSAC Power supply, 110-240 VAC  
 GRV-EPIC-PSDC Power converter, 24-48 VDC  
 GRV-EPIC-PSPT Pass-through power adapter, 11.4-12.6 VDC, up to 9 A

## Software

PAC Project Basic Automation software suite: PAC Control Basic, PAC Display Basic

groov Manage Touchscreen or web-based tool to configure and troubleshoot I/O and network

groov View Browser-based tool to build and view operator interfaces on any device; includes trends, events, and notifications

Node-RED Open-source, multi-platform software tool for building simple logic flows to wire together databases, cloud applications, and APIs

Ignition Edge A product of Inductive Automation; OPC-UA drivers for Allen-Bradley, Siemens, and Modbus/TCP; MQTT transport with Sparkplug payload

## groov Discrete Input Modules

GRV-IAC-24 AC input, 24 ch, 85-140 VAC  
 GRV-IACS-24 AC input, 24 ch, 85-140 VAC, on/off state only  
 GRV-IACI-12 AC input, 12 ch, 85-140 VAC, ch-to-ch isolation  
 GRV-IACIS-12 AC input, 12 ch, 85-140 VAC, ch-to-ch isolation, on/off state only

GRV-IACHV-24\* AC input, 24 ch, 180-280 VAC  
 GRV-IACHVS-24\* AC input, 24 ch, 180-280 VAC, on/off state only  
 GRV-IACIHV-12\* AC input, 12 ch, 180-280 VAC, ch-to-ch isolation  
 GRV-IACIHVS-12\* AC input, 12 ch, 180-280 VAC, ch-to-ch isolation, on/off state only

GRV-IDC-24 DC input, 24 ch, 15-30 V  
 GRV-IDCS-24 DC input, 24 ch, 15-30 V, on/off state only  
 GRV-IDCI-12 DC input, 12 ch, 10-30 V, ch-to-ch isolation  
 GRV-IDCIS-12 DC input, 12 ch, 10-30 V, ch-to-ch isolation, on/off state only

GRV-IACDCTTL-24 AC/DC input, polarity insensitive, 24 channels, 2-16 V AC/DC  
 GRV-IACDCTTLS-24 AC/DC input, polarity insensitive, 24 channels, 2-16 V AC/DC, on/off state only

\*UL Approval Pending



## groov Discrete Output Modules

GRV-OAC-12 AC output, 12 ch, 12-250 VAC  
 GRV-OACS-12 AC output, 12 ch, 12-250 VAC, on/off state only  
 GRV-OACI-12 AC output, 12 ch, 12-250 VAC, ch-to-ch isolation  
 GRV-OACIS-12 AC output, 12 ch, 12-250 VAC, ch-to-ch isolation, on/off only

GRV-ODCI-12 DC output, 12 ch, 5-60 VDC, ch-to-ch isolation  
 GRV-ODCIS-12 DC output, 12 ch, 5-60 VDC, ch-to-ch isolation, on/off only

GRV-ODCSRC-24 DC output, 24 ch, 5-60 VDC, sourcing  
 GRV-OMRIS-8 AC/DC output, 8 ch, mechanical relay, 0-250 VAC/5-30 VDC, 5 A

## groov Analog Input Modules

GRV-IMA-24 Analog input, 24 ch, configurable input ranges of 4-20 mA, 0-20 mA, -20 mA to +20 mA

GRV-ITMI-8 Analog input, 8 ch, thermocouple or mV, ch-to-ch isolation

GRV-IV-24 Analog input, 24 ch, 8 configurable input ranges from ±1.25 V to ±160 V

## groov Analog Output Modules

GRV-OVMALC-8 Analog output, 8 ch, voltage or current, chassis-powered loop

6.4.2018

# OPTO 22

43044 Business Park Drive, Temecula, California, 92590-3614 U.S.A.  
 Local: 951-695-3000 Toll-free: 800-321-6786 • www.opto22.com or www.groov.com

All trademarks, trade names, logos, and service marks belong to their respective companies.

