

an@tomedia

A New Approach TO Medical Education: Developments In Anatomy

Anatomea online is a unique way to learn about the anatomy of the human body. It is a comprehensive, self-paced learning program that explores anatomy from four different perspectives. These teach you how the body is *constructed* (from regions and systems) and how you can *deconstruct* the body (via dissection and imaging). It is the perfect resource for medical (and allied health) students and professionals.

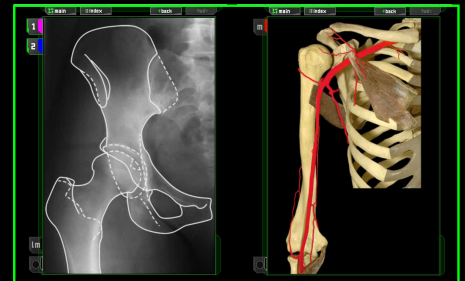
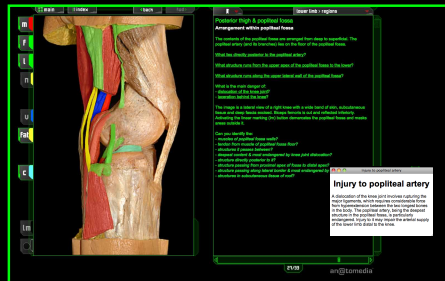
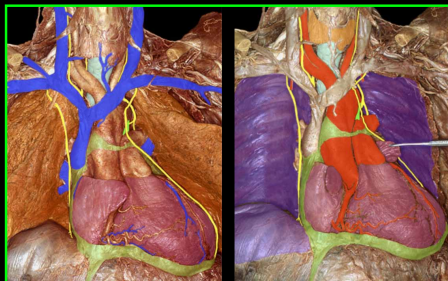
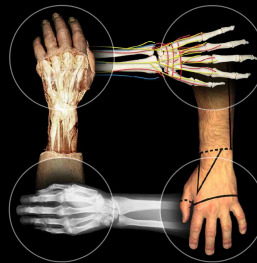
Nine modules:

- General Anatomy
- Head
- Neck
- Upper Limb
- Thorax
- Abdomen
- Back
- Pelvis
- Lower Limb



Four perspectives:

- **Regions**
includes surface and functional anatomy
- **Systems**
includes conceptual and clinical anatomy
- **Dissection**
includes practical procedures and autopsy
- **Imaging**
includes sectional and endoscopic anatomy



Features:

- Detailed serial dissection of *real* human bodies
- *Coloured overlays* of individual structures
- *Flexibility* to choose rate, sequence and depth of learning
- *Interactive questions* with immediate feedback
- *Clinical applications* and *key principles* explained
- Latest *advances in research* incorporated

Anatomea represents 100,000 hours of work by the team over a period of more than 20 years and features over 4,000 images.

anatomedia.com

Online subscription
available from July 1st