

NAME: \_\_\_\_\_

PHONE: \_\_\_\_\_

SCHOOL/ORGANIZATION: \_\_\_\_\_

E-MAIL: \_\_\_\_\_

DEALER/REP: \_\_\_\_\_

SALES REP: \_\_\_\_\_ QUOTE: \_\_\_\_\_



WWW.TEAMEDGEATHLETICS.COM  
800-743-7738 • FAX: 605-882-8398

# CAB-020 TREATMENT CABINET

## STANDARD FEATURES:

- 30"W x 78"L x 31"H
- Load Capacity: 600 lbs.
- 3 Section cabinet, open on both sides
- (1) Adjustable shelf for each section
- Available in wood or laminate finishes
- 2" High density foam flat, seamless cushion
- Rounded corners



*CAB-020 with Lift Back  
and Logo Slip Cover*

Your athletic training room will shine with the addition of our custom branded treatment cabinets. Our line of cabinets meet the functional needs of athletic trainers and therapists, with ample storage plus 55° lift back with manual gas shock and 45° split leg options. The CAB-020 model features an open three section cabinet with one adjustable shelf in each section. Apply your team or organization logo to the top and to the cabinet exterior.

## STANDARD CABINET:

- ☐ **CAB-020**  
30"W x 78"L x 31"H

Qty \_\_\_\_\_



*CAB-020 with  
Lift Back and Split Leg*

## OPTIONS:

- ☐ **CAB-LB** - 55° Lift Back Cushion  
☐ **CAB-SL** - 45° Split Leg Cushion



# CAB-020 TREATMENT CABINET

## STANDARD LAMINATE CHOICES:

- |   |  |
|---|--|
| <input type="checkbox"/>  <b>Oak</b>           | <input type="checkbox"/>  <b>Grey</b>         |
| <input type="checkbox"/>  <b>Maple</b>         | <input type="checkbox"/>  <b>Storm Grey</b>   |
| <input type="checkbox"/>  <b>Cherry Merlot</b> | <input type="checkbox"/>  <b>Harbor Grain</b> |
| <input type="checkbox"/>  <b>Espresso</b>      |  |






## STANDARD WOOD CHOICES:

- |   |   |
|---|---|
| <input type="checkbox"/>  <b>Oak</b> | <input type="checkbox"/>  <b>Maple</b> |
|---|---|













## WOOD STAIN OPTION:

- ☐ **CAB-Stain**

## STAIN CHOICES:

- |  |   |
|--|---|
| <input type="checkbox"/>  Warm Copper | <input type="checkbox"/>  Rustic Fall  |
| <input type="checkbox"/>  Deep Garnet | <input type="checkbox"/>  Warm Caramel |
| <input type="checkbox"/>  Tungsten    | <input type="checkbox"/> Custom Wood Stain Color  |

## STANDARD UPHOLSTERY CHOICES:

- |  |  |
|--|--|
| <input type="checkbox"/>  Royal Blue    | <input type="checkbox"/>  American Beauty |
| <input type="checkbox"/>  Imperial Blue | <input type="checkbox"/>  Lark            |
| <input type="checkbox"/>  Blue Ridge    | <input type="checkbox"/>  Burgundy        |
| <input type="checkbox"/>  Amethyst      | <input type="checkbox"/>  Dove            |
| <input type="checkbox"/>  Forest       | <input type="checkbox"/>  Charcoal       |
| <input type="checkbox"/>  Black       | <input type="checkbox"/>  Mocha         |

## CUSTOM BRANDING:

- ☐ **Decal Custom Small**  
Small Logo Decal  
(6"W x 6"H)



- ☐ **Decal Custom Large**  
Large Logo Decal  
(12"W x 12"H)



## CUSTOM CUSHION BRANDING:

- ☐ **LOGO COVER**  
Logo Slip Cover  
(Lift Back Only)  
(30"W x 12"H)










- ☐ **LOGO DB**  
Deboss Logo  
(12"W x 12"H)  
**DEBPLT12**  
Deboss Plate



- ☐ **LOGO CP**  
Color Edge Print  
(12"W x 12"H)



## COLOR EDGE PRINT UPHOLSTERY CHOICES:

- |   |  |
|---|--|
| <input type="checkbox"/>  Blue Ribbon    | <input type="checkbox"/>  Celestial |
| <input type="checkbox"/>  Purple Passion | <input type="checkbox"/>  Valentine |
| <input type="checkbox"/>  Crimson        | <input type="checkbox"/>  Dolphin   |
| <input type="checkbox"/>  Black          |  |

*\*\*Color Edge Print upholstery colors do not match  
Standard Upholstery colors.*