

NAME: _____

PHONE: _____

SCHOOL/ORGANIZATION: _____

E-MAIL: _____

DEALER/REP: _____

SALES REP: _____ QUOTE: _____



WWW.TEAMEDGEATHLETICS.COM
800-743-7738 • FAX: 605-882-8398

CAB-050 TREATMENT CABINET

STANDARD FEATURES:

- 30"W x 78"L x 31"H
- Load Capacity: 600 lbs.
- 2 Section cabinet
- (2) Sliding doors on front with a solid back
- (1) Adjustable shelf in each section
- Available in wood or laminate finishes
- 2" High density foam flat, seamless cushion
- Rounded corners
- Black wire pull handles



*CAB-050 with Gas Shock Lift Back,
Split Leg, Logo Slip Cover, Custom
Stain and Small Logo Decal*

Your athletic training room will shine with the addition of our custom branded treatment cabinets. Our line of cabinets meet the functional needs of athletic trainers and therapists, with ample storage plus 55° lift back and 45° split leg options. The CAB-050 model is a two section cabinet with sliding doors, ideal for storing larger items. Apply your team or organization logo to the top and to the cabinet exterior.

STANDARD CABINET:

- ☐ **CAB-050**
30"W x 78"L x 31"H
Qty _____

DOORS:

- ☐ **RIGHT SIDE**
☐ **LEFT SIDE**



*CAB-050 with Gas Shock Lift Back,
Split Leg, Logo Slip Cover, Custom
Stain and Small Logo Decal
(Doors Shown on Left Side)*

OPTIONS:

- ☐ **CAB-LB** - 55° Lift Back Cushion (Manual Gas Shock)
- ☐ **CAB-LB-NGS** - 55° Lift Back Cushion (Ratchet Style with No Gas Shock)
- ☐ **CAB-SL** - 45° Split Leg Cushion
- ☐ **CAB-FL** - Flush Mount Handles on Doors



CAB-LB



CAB-LB-NGS



CAB-050 TREATMENT CABINET

STANDARD LAMINATE CHOICES:

- | | |
|---------------------------------------------------------------------------------------------------------------------------------|--------------------------------------------------------------------------------------------------------------------------------|
| <input type="checkbox"/>  Oak | <input type="checkbox"/>  Grey |
| <input type="checkbox"/>  Maple | <input type="checkbox"/>  Storm Grey |
| <input type="checkbox"/>  Cherry Merlot | <input type="checkbox"/>  Harbor Grain |
| <input type="checkbox"/>  Espresso | |






STANDARD WOOD CHOICES:

- | | |
|-----------------------------------------------------------------------------------------------------------------------|---------------------------------------------------------------------------------------------------------------------------|
| <input type="checkbox"/>  Oak | <input type="checkbox"/>  Maple |
|-----------------------------------------------------------------------------------------------------------------------|---------------------------------------------------------------------------------------------------------------------------|













WOOD STAIN OPTION:

- ☐ **CAB-Stain**

STAIN CHOICES:

- | | |
|------------------------------------------------------------------------------------------------------------------------|---------------------------------------------------------------------------------------------------------------------------|
| <input type="checkbox"/>  Warm Copper | <input type="checkbox"/>  Rustic Fall |
| <input type="checkbox"/>  Deep Garnet | <input type="checkbox"/>  Warm Caramel |
| <input type="checkbox"/>  Tungsten | <input type="checkbox"/> Custom Wood Stain Color |

STANDARD UPHOLSTERY CHOICES:

- | | |
|--------------------------------------------------------------------------------------------------------------------------|----------------------------------------------------------------------------------------------------------------------------|
| <input type="checkbox"/>  Royal Blue | <input type="checkbox"/>  American Beauty |
| <input type="checkbox"/>  Imperial Blue | <input type="checkbox"/>  Lark |
| <input type="checkbox"/>  Blue Ridge | <input type="checkbox"/>  Burgundy |
| <input type="checkbox"/>  Amethyst | <input type="checkbox"/>  Dove |
| <input type="checkbox"/>  Forest | <input type="checkbox"/>  Charcoal |
| <input type="checkbox"/>  Black | <input type="checkbox"/>  Mocha |

CUSTOM BRANDING:

- ☐ **Decal Custom Small**
Small Logo Decal
(6"W x 6"H)



- ☐ **Decal Custom Large**
Large Logo Decal
(12"W x 12"H)



CUSTOM CUSHION BRANDING:

- ☐ **LOGO COVER**
Logo Slip Cover
(Lift Back Only)
(30"W x 12"H)










- ☐ **LOGO DB**
Deboss Logo
(12"W x 12"H)
DEBPLT12
Deboss Plate



- ☐ **LOGO CP**
Color Edge Print
(12"W x 12"H)



COLOR EDGE PRINT UPHOLSTERY CHOICES:

- | | |
|-----------------------------------------------------------------------------------------------------------------------------|--------------------------------------------------------------------------------------------------------------------------|
| <input type="checkbox"/>  Blue Ribbon | <input type="checkbox"/>  Celestial |
| <input type="checkbox"/>  Purple Passion | <input type="checkbox"/>  Valentine |
| <input type="checkbox"/>  Crimson | <input type="checkbox"/>  Dolphin |
| <input type="checkbox"/>  Black | |

***Color Edge Print upholstery colors do not match
Standard Upholstery colors.*