

NAME: _____
SCHOOL/ORGANIZATION: _____
DEALER/REP: _____

PHONE: _____
E-MAIL: _____
SALES REP: _____ **QUOTE:** _____



WWW.TEAMEDGEATHLETICS.COM
800-743-7738 • FAX: 605-882-8398

CAB-100-LST LEG & SHOULDER TREATMENT (LAST) CABINET

STANDARD FEATURES:

- 30"W x 84"L x 34"H
- Load Capacity: 500 lbs.
- 3 Section cabinet
- (4) Hinged doors on each side
- Pass through open storage on foot end
- (1) Fixed height shelf in each section
- 70° Manual lift back
- 90° Split leg elevation
- Drop out leg/shoulder area for improved range of motion
- Available in wood only
- 110° Euro hinges on doors
- 2" High density foam, seamless cushion
- Rounded corners
- Black wire pull handles

PATENT PENDING



*CAB-100-LST with Flush
Mount Handle*

The Leg and Shoulder Treatment Cabinet supports bilateral training and specific anatomical positioning to achieve the desired results for athletes, while the athletic trainers can store athletic training equipment at arm's reach. The unique design of the CAB-100-LST allows for patient positioning and range of motion to perform a wide range of activities using one stable platform. To maximize the efforts of physical therapists, athletic trainers, and clinicians, this cabinet is a must for each rehabilitation practice or athletic training room.



Fixed height shelf



Manual elevating lift back

STANDARD CABINET:

- ☐ **CAB-100-LST**
30"W x 84"L x 34"H
Qty _____



*CAB-100-LST with Flush
Mount Handle*

OPTIONS:

- ☐ **PT9066** - Nose Hole in Cushion
☐ **CAB-FL** - Flush Mount Handles on Doors
☐ **Lock Double Door** - Lock on Double Doors



CAB-100-LST LEG & SHOULDER TREATMENT (LAST) CABINET

STANDARD WOOD CHOICES:

- ☐  **Oak**
- ☐  **Maple**













WOOD STAIN OPTION:

- ☐ **CAB-Stain**

STAIN CHOICES:

- | | |
|--|---|
| <input type="checkbox"/>  Warm Copper | <input type="checkbox"/>  Rustic Fall |
| <input type="checkbox"/>  Deep Garnet | <input type="checkbox"/>  Warm Caramel |
| <input type="checkbox"/>  Tungsten | <input type="checkbox"/> Custom Wood Stain Color |

STANDARD UPHOLSTERY CHOICES:

- | | |
|--|--|
| <input type="checkbox"/>  Royal Blue | <input type="checkbox"/>  American Beauty |
| <input type="checkbox"/>  Imperial Blue | <input type="checkbox"/>  Lark |
| <input type="checkbox"/>  Blue Ridge | <input type="checkbox"/>  Burgundy |
| <input type="checkbox"/>  Amethyst | <input type="checkbox"/>  Dove |
| <input type="checkbox"/>  Forest | <input type="checkbox"/>  Charcoal |
| <input type="checkbox"/>  Black | <input type="checkbox"/>  Mocha |

CUSTOM BRANDING:

- ☐ **Decal Custom Small**
Small Logo Decal
(6"W x 6"H)



- ☐ **Decal Custom Large**
Large Logo Decal
(12"W x 12"H)



CUSTOM CUSHION BRANDING:

- ☐ **LOGO COVER**
Logo Slip Cover
(Lift Back Only)
(30"W x 12"H)










- ☐ **LOGO DB**
Deboss Logo
(12"W x 12"H)
DEBPLT12
Deboss Plate



- ☐ **LOGO CP**
Color Edge Print
(12"W x 12"H)



COLOR EDGE PRINT UPHOLSTERY CHOICES:

- | | |
|---|--|
| <input type="checkbox"/>  Blue Ribbon | <input type="checkbox"/>  Celestial |
| <input type="checkbox"/>  Purple Passion | <input type="checkbox"/>  Valentine |
| <input type="checkbox"/>  Crimson | <input type="checkbox"/>  Dolphin |
| <input type="checkbox"/>  Black | |

***Color Edge Print upholstery colors do not match
Standard Upholstery colors.*