

NAME: _____
SCHOOL/ORGANIZATION: _____
DEALER/REP: _____

PHONE: _____
E-MAIL: _____
SALES REP: _____ **QUOTE:** _____



CAB-120 CONVERTIBLE TAPING/TREATMENT CABINET

STANDARD FEATURES:

- 27"W x 78"L x 34"H
- Load Capacity: 600 lbs.
- 3 Section cabinet
- Open pass through storage on both sides
- Tape station seat on one end
- Open cubby and (2) Hinged doors
- (1) Adjustable shelf in each section
- Available in wood or laminate finishes
- 110° Euro hinges on doors
- 2" High density foam, seamless cushions
- Rounded corners
- 55° Lift back with manual gas shock
- Black wire pull handles



CAB-120 Half Drawer Pullout

Your athletic training room will shine with the addition of a custom branded treatment cabinet. Treatment cabinets meet the functional needs of athletic trainers and therapists, with ample storage. The CAB-120 Treatment Cabinet is a multi-purpose treatment cabinet and taping station, featuring a three section cabinet with pass through storage on sides with adjustable shelves, a taping station end with a 55° lift back with manual gas shock, two hinged doors and an open cubby. Apply your team or organization logo to the cushion top and to the cabinet exterior.

STANDARD CABINET:

- CAB-120**
 27"W x 78"L x 34"H

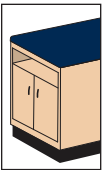
Qty _____

OPTIONS:

- CAB-FL** - Flush Mount Handles on Doors and Drawers
- Lock Double Door** - Lock on Double Doors
- Lock1001** - Lock on Drawers
 (Not available with Flush Mount Handles)

TAPING SEAT FRONT OPTIONS:

- TSFO-D1** - Full Doors (No Cubby)
- TSFO-D3** - Half Drawer Pullout Under Seat
- TSFO-D4** - Full Drawer Pullout Under Seat
- TSFO-D5** - Foot Extender Under Seat
- TSFO-D6** - 3 Drawers (No Double Doors)
- TSFO-D7** - Front Pullout stand (No Doors)
- TSFO-D11** - 3 Full Drawers (No Cubby or Doors)



CAB-LB



CAB-LB-NGS

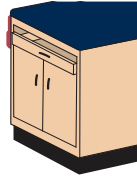


CAB-120 CONVERTIBLE TAPING/TREATMENT CABINET

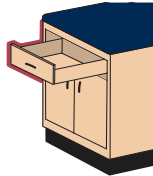
TAPING STATION FRONT OPTIONS:



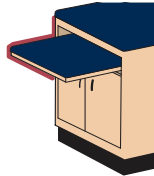
TSFO-D1 - Full Doors



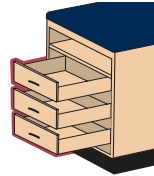
TSFO-D3 - 1/2 Drawer Pullout



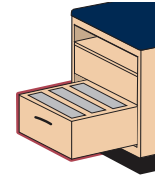
TSFO-D4 - Full Drawer



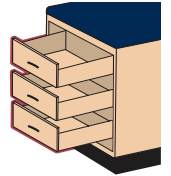
TSFO-D5 - Foot Extender



TSFO-D6 - (3) Drawers




TSFO-D7 - Pullout Stand





TSFO-D11 - (3) Full Drawers

STANDARD LAMINATE CHOICES:

- | | |
|---|--|
| <input type="checkbox"/>  Oak | <input type="checkbox"/>  Grey |
| <input type="checkbox"/>  Maple | <input type="checkbox"/>  Storm Grey |
| <input type="checkbox"/>  Cherry Merlot | <input type="checkbox"/>  Harbor Grain |
| <input type="checkbox"/>  Espresso | |













STANDARD WOOD CHOICES:

- | |
|---|
| <input type="checkbox"/>  Oak |
| <input type="checkbox"/>  Maple |

WOOD STAIN OPTION:

- CAB-Stain**

STANDARD UPHOLSTERY CHOICES:

- | | |
|---|---|
| <input type="checkbox"/>  Royal Blue | <input type="checkbox"/>  American Beauty |
| <input type="checkbox"/>  Imperial Blue | <input type="checkbox"/>  Lark |
| <input type="checkbox"/>  Blue Ridge | <input type="checkbox"/>  Burgundy |
| <input type="checkbox"/>  Amethyst | <input type="checkbox"/>  Dove |
| <input type="checkbox"/>  Forest | <input type="checkbox"/>  Charcoal |
| <input type="checkbox"/>  Black | <input type="checkbox"/>  Mocha |

STAIN CHOICES:

- | | |
|---|--|
| <input type="checkbox"/>  Warm Copper | <input type="checkbox"/>  Rustic Fall |
| <input type="checkbox"/>  Deep Garnet | <input type="checkbox"/>  Warm Caramel |
| <input type="checkbox"/>  Tungsten | <input type="checkbox"/> Custom Wood Stain Color |

CUSTOM BRANDING:

- Decal Custom Small**
Small Logo Decal
(6"W x 6"H)



- Decal Custom Large**
Large Logo Decal
(12"W x 12"H)



CUSTOM CUSHION BRANDING:

- LOGO COVER**
Logo Slip Cover
(Lift Back Only)
(30"W x 12"H)










- LOGO DB**
Deboss Logo
(12"W x 12"H)
DEBPLT12
Deboss Plate



- LOGO CP**
Color Edge Print
(12"W x 12"H)



COLOR EDGE PRINT UPHOLSTERY CHOICES:

- | | |
|--|---|
| <input type="checkbox"/>  Blue Ribbon | <input type="checkbox"/>  Celestial |
| <input type="checkbox"/>  Purple Passion | <input type="checkbox"/>  Valentine |
| <input type="checkbox"/>  Crimson | <input type="checkbox"/>  Dolphin |
| <input type="checkbox"/>  Black | |

***Color Edge Print upholstery colors do not match Standard Upholstery colors.*