


**NAME:** \_\_\_\_\_  
**SCHOOL/ORGANIZATION:** \_\_\_\_\_  
**DEALER/REP:** \_\_\_\_\_

**PHONE:** \_\_\_\_\_  
**E-MAIL:** \_\_\_\_\_  
**SALES REP:** \_\_\_\_\_ **QUOTE:** \_\_\_\_\_



**The ATHLETIC  
EDGE**

WWW.TEAMEDGEATHLETICS.COM  
 800-743-7738 • FAX: 605-882-8398

# CAB-PRO TREATMENT CABINET

## STANDARD FEATURES:

- 32"W x 86"L x 31"H
- Load Capacity: 600 lbs.
- 3 Section cabinet
- (4) Hinged doors on each side
- Open pass through storage on foot end
- (1) Adjustable shelf in each section
- Available in wood or laminate finishes
- 110° Euro hinges on doors
- 2" High density foam cushion
- Rounded corners
- Black wire pull handles



*CAB-PRO with Flush Mount  
Handles, Large Logo Decal,  
Small Logo Decal, Gas Shock  
Lift Back and Split Leg*

Your athletic training room will shine with the addition of a custom branded treatment cabinet. Treatment cabinets meet the functional needs of athletic trainers and therapists, with ample storage plus lift back and split leg options. The CAB-PRO Treatment Cabinet features a larger cushion measuring 32"W x 86"L, a combination of open and closed storage, with four hinged doors, open under foot end and one adjustable shelf in each section. Apply your team or organization logo to the cushion top and to the cabinet exterior.

## STANDARD CABINET:

- CAB-PRO**  
 32"W x 86"L x 31"H  
 Qty \_\_\_\_\_



*CAB-PRO with  
Gas Shock Lift Back and  
Split Leg*

## OPTIONS:

- CAB-LB** - 55° Lift Back Cushion (Manual Gas Shock)
- CAB-LB-NGS** - 70° Lift Back Cushion (Ratchet Style with No Gas Shock)
- CAB-SL** - 45° Split Leg Cushion
- CAB-RSL** - 45° Split Leg Cushion (Ratchet Style)
- CAB-FL** - Flush Mount Handles on Doors
- Lock Double Door** - Lock on Double Doors

**Note:** When purchasing lift back and split leg options, the lift back with manual gas shock (CAB-LB) must be ordered with the pole/pin plunger split leg (CAB-SL). The ratchet style lift back (CAB-LB-NGS) must be ordered with the ratchet style split leg (CAB-RSL).



**CAB-LB**




**CAB-LB-NGS**



**CAB-SL**




**CAB-RSL**



# CAB-PRO TREATMENT CABINET

## STANDARD LAMINATE CHOICES:

-  **Oak**
-  **Maple**
-  **Cherry Merlot**
-  **Espresso**
-  **Grey**
-  **Storm Grey**
-  **Harbor Grain**

## STANDARD WOOD CHOICES:

-  **Oak**
-  **Maple**













## WOOD STAIN OPTION:

- CAB-Stain**

## STAIN CHOICES:

-  Warm Copper
-  Deep Garnet
-  Fossil Gray
-  Tungsten
-  Rustic Fall
-  Warm Caramel
-  Black Beauty
- Custom Wood Stain Color**

## STANDARD UPHOLSTERY CHOICES:

-  Royal Blue
-  Imperial Blue
-  Blue Ridge
-  Deep Phoenician
-  Forest
-  Black
-  American Beauty
-  Lark
-  Burgundy
-  Dove
-  Charcoal
-  Mocha

## CUSTOM BRANDING:

- Decal Custom Small**  
Small Logo Decal  
(6"W x 6"H)



- Decal Custom Large**  
Large Logo Decal  
(12"W x 12"H)



## CUSTOM CUSHION BRANDING:

- LOGO COVER-PRO-32**  
Logo Slip Cover  
(Lift Back Only)  
(32"W x 12"H)










- LOGO CP**  
Color Edge Print  
(12"W x 12"H)



- LOGO DB**  
Deboss Logo  
(12"W x 12"H)
- DEBPLT12**  
Deboss Plate



## COLOR EDGE PRINT UPHOLSTERY CHOICES:

-  Blue Ribbon
-  Purple Passion
-  Crimson
-  Black
-  Celestial
-  Valentine
-  Dolphin

*\*\*Color Edge Print upholstery colors do not match Standard Upholstery colors.*