

NAME: \_\_\_\_\_

PHONE: \_\_\_\_\_

SCHOOL/ORGANIZATION: \_\_\_\_\_

E-MAIL: \_\_\_\_\_

DEALER/REP: \_\_\_\_\_

SALES REP: \_\_\_\_\_ QUOTE: \_\_\_\_\_



# L-SHAPE WOOD LOCKER

Our L-Shape Wood Locker is designed with team in mind. Its open front enlarges locker rooms and allows for an open feel to any locker room. All locker frames use glued and doweled assembly methods for superior strength and longevity. Lockers are made of high-quality ¾" veneer panels with matching edge banding. The LSL Series features an L-shaped side, open upper shelf with locking cubby, and a ventilated bottom cubby with flip up lid and hasp lock.

## STANDARD FEATURES:

- L-shape design with flat top
- Open upper shelf with cubby and combo lock
- Ventilated bottom cubby with flip up lid and hasp lock
- Laminate and wood options available
- Dowel and glue construction
- Wood options have base coat sanding sealer & 2 coats of water based, low Volatile Organic Compounds (VOCs) lacquer
- (3) Double garment hooks
- Lockers ship fully assembled

*\*All hardware has a standard silver finish (Other finishes available upon request)*



LSL

## STANDARD SIZES:

**LSL-** L-Shape Wood Locker

### SIZES AVAILABLE:

☐ 18"W x 20"D x 72"H

Qty \_\_\_\_\_

☐ 24"W x 20"D x 72"H

Qty \_\_\_\_\_

☐ 30"W x 20"D x 72"H

Qty \_\_\_\_\_

# L-SHAPE WOOD LOCKER

## ACCESSORIES AND GRAPHICS OPTIONS:

- |  |   |   |
|--|---|---|
| <input type="checkbox"/> <b>Nameplate Holder</b><br><input type="checkbox"/> 2" x 8" <input type="checkbox"/> 2" x 10" <input type="checkbox"/> 2" x 12" | <input type="checkbox"/> <b>Double Ceiling Hook</b>   | <input type="checkbox"/> <b>Padded Seat</b>               |
| <input type="checkbox"/> <b>Nameplate Graphic</b>  | <input type="checkbox"/> <b>Interior Graphic</b><br><input type="checkbox"/> Decal <input type="checkbox"/> Plate with Logo | <input type="checkbox"/> <b>Padded Seat Graphic</b>       |
| <input type="checkbox"/> <b>Cubby Graphic</b><br><input type="checkbox"/> Decal <input type="checkbox"/> Plate with Logo                                 | <input type="checkbox"/> <b>Bottom Graphic</b> (Decal)  | <input type="checkbox"/> <b>Padded Seat and Back Rest</b> |
|  |   | <input type="checkbox"/> <b>Padded Back Rest Graphic</b>  |

## STANDARD LAMINATE CHOICES:

- |   |  |
|---|--|
| <input type="checkbox"/>  <b>Oak</b>           | <input type="checkbox"/>  <b>Grey</b>         |
| <input type="checkbox"/>  <b>Maple</b>         | <input type="checkbox"/>  <b>Storm Grey</b>   |
| <input type="checkbox"/>  <b>Cherry Merlot</b> | <input type="checkbox"/>  <b>Harbor Grain</b> |
| <input type="checkbox"/>  <b>Espresso</b>      | <input type="checkbox"/> <b>Custom Laminate Color</b><br>_____   |








## STANDARD WOOD CHOICES:

- ☐  **Oak**   ☐  **Maple**   ☐ **Custom Wood Species**  
\_\_\_\_\_













## WOOD STAIN OPTION:

- ☐ **LOCKER-STAIN**

## STAIN CHOICES:

- |   |  |
|---|--|
| <input type="checkbox"/>  <b>Warm Copper</b>   | <input type="checkbox"/>  <b>Rustic Fall</b>    |
| <input type="checkbox"/>  <b>Deep Garnet</b>  | <input type="checkbox"/>  <b>Warm Caramel</b>  |
| <input type="checkbox"/>  <b>Fossil Gray</b> | <input type="checkbox"/>  <b>Black Beauty</b> |
| <input type="checkbox"/>  <b>Tungsten</b>    | <input type="checkbox"/> <b>Custom Wood Stain Color</b><br>_____   |

## STANDARD UPHOLSTERY CHOICES:


- |   |   |
|---|---|
| <input type="checkbox"/>  <b>Royal Blue</b>      | <input type="checkbox"/>  <b>American Beauty</b> |
| <input type="checkbox"/>  <b>Imperial Blue</b>   | <input type="checkbox"/>  <b>Lark</b>            |
| <input type="checkbox"/>  <b>Blue Ridge</b>      | <input type="checkbox"/>  <b>Burgundy</b>        |
| <input type="checkbox"/>  <b>Deep Phoenician</b> | <input type="checkbox"/>  <b>Dove</b>            |
| <input type="checkbox"/>  <b>Forest</b>          | <input type="checkbox"/>  <b>Charcoal</b>        |
| <input type="checkbox"/>  <b>Black</b>           | <input type="checkbox"/>  <b>Mocha</b>           |

## CUSTOM CUSHION BRANDING:


- ☐ **SEAT LOGO**  
Full Color Print for  
Seat Cushion  
(12"W x 12"H)



- ☐ **BACK LOGO**  
Full Color Print for  
Back Cushion  
(12"W x 12"H)










- ☐ **LOGO DB**  
Deboss Logo  
(12"W x 12"H)  
**DEBPLT12**  
Deboss Plate



- ☐ **LOGO CP**  
Color Edge Print  
(12"W x 12"H)



## COLOR EDGE PRINT UPHOLSTERY CHOICES:

- |  |   |
|--|---|
| <input type="checkbox"/>  <b>Blue Ribbon</b>    | <input type="checkbox"/>  <b>Celestial</b> |
| <input type="checkbox"/>  <b>Purple Passion</b> | <input type="checkbox"/>  <b>Valentine</b> |
| <input type="checkbox"/>  <b>Crimson</b>        | <input type="checkbox"/>  <b>Dolphin</b>   |
| <input type="checkbox"/>  <b>Black</b>          |   |