

NAME: \_\_\_\_\_


PHONE: \_\_\_\_\_

SCHOOL/ORGANIZATION: \_\_\_\_\_

E-MAIL: \_\_\_\_\_

DEALER/REP: \_\_\_\_\_

SALES REP: \_\_\_\_\_ QUOTE: \_\_\_\_\_



# CAB-PRO TREATMENT CABINET

## STANDARD FEATURES:

- 32"W x 86"L x 31"H
- Load Capacity: 600 lbs.
- 3 Section cabinet
- (4) Hinged doors on each side
- Open pass through storage on foot end
- (1) Adjustable shelf in each section
- Available in wood or laminate finishes
- 110° Euro hinges on doors
- 2" High density foam flat, seamless cushion
- Rounded corners
- Black wire pull handles



*CAB-PRO with Flush Mount  
Handles, Large Logo  
Decal, Small Logo Decal,  
Lift Back and Split Leg*

Your athletic training room will shine with the addition of a custom branded treatment cabinet. Treatment cabinets meet the functional needs of athletic trainers and therapists, with ample storage plus 55° lift back with manual gas shock and 45° split leg options. The CAB-PRO Treatment Cabinet features a larger cushion measuring 32"W x 86"L, a combination of open and closed storage, with four hinged doors, open under foot end and one adjustable shelf in each section. Apply your team or organization logo to the cushion top and to the cabinet exterior.

## STANDARD TABLE:

- ☐ **CAB-PRO**  
32"W x 86"L x 31"H

Qty \_\_\_\_\_



*CAB-PRO with  
Lift Back and Split Leg*






## OPTIONS:

- ☐ **CAB-LB** - 55° Lift Back Cushion
- ☐ **CAB-SL** - 45° Split Leg Cushion
- ☐ **CAB-FL** - Flush Mount Handles on Doors
- ☐ **Lock Double Door** - Lock on Double Doors





# CAB-PRO TREATMENT CABINET

## STANDARD LAMINATE CHOICES:

- |  |  |
|--|--|
| <input type="checkbox"/>  <b>Oak</b>    | <input type="checkbox"/>  <b>Grey</b>       |
| <input type="checkbox"/>  <b>Maple</b>  | <input type="checkbox"/>  <b>Storm Grey</b> |
| <input type="checkbox"/>  <b>Cherry</b> |  |













## STANDARD WOOD CHOICES:

- |   |
|---|
| <input type="checkbox"/>  <b>Oak</b>   |
| <input type="checkbox"/>  <b>Maple</b> |

## WOOD STAIN OPTION:

- ☐ **CAB-Stain**  
Custom Wood Stain Color \_\_\_\_\_

## STANDARD UPHOLSTERY CHOICES:

- |   |   |
|---|---|
| <input type="checkbox"/>  <b>Royal Blue</b>    | <input type="checkbox"/>  <b>American Beauty</b> |
| <input type="checkbox"/>  <b>Imperial Blue</b> | <input type="checkbox"/>  <b>Lark</b>            |
| <input type="checkbox"/>  <b>Blue Ridge</b>    | <input type="checkbox"/>  <b>Burgundy</b>        |
| <input type="checkbox"/>  <b>Amethyst</b>      | <input type="checkbox"/>  <b>Dove</b>            |
| <input type="checkbox"/>  <b>Forest</b>        | <input type="checkbox"/>  <b>Charcoal</b>        |
| <input type="checkbox"/>  <b>Black</b>         | <input type="checkbox"/>  <b>Mocha</b>           |

## CUSTOM BRANDING:

- ☐ **Decal Custom Small**  
Small Logo Decal  
(6"W x 6"H)



- ☐ **Decal Custom Large**  
Large Logo Decal  
(12"W x 12"H)



## CUSTOM CUSHION BRANDING:

- ☐ **LOGO COVER  
-PRO32**  
Logo Slip Cover  
(Lift Back Only)  
(32"W x 12"H)



- ☐ **LOGO DB**  
Deboss Logo  
(12"W x 12"H)  
**DEBPLT12**  
Deboss Plate



- ☐ **LOGO CP**  
Color Edge Print  
(12"W x 12"H)

