

NAME: _____

PHONE: _____

SCHOOL/ORGANIZATION: _____

E-MAIL: _____

DEALER/REP: _____

SALES REP: _____ **QUOTE:** _____



WWW.TEAMEDGEATHLETICS.COM
800-743-7738 • FAX: 605-882-8398

EDGE SPORT WOOD TREATMENT TABLES

STANDARD FEATURES:

- Load Capacity: 550 lbs.
- Solid hardwood H-brace construction
- 2" High density foam flat, seamless cushion
- Rounded corners
- Dual-bolted leg assembly that folds down for convenient shipping



Custom build your wood treatment table to meet the specific needs of your athletic training room. Each table comes standard with solid hardwood legs and base, H-brace construction, thick 3/4" plywood top, comfortable 2" high density foam cushion, softly rounded corners and dual-bolted leg assembly that folds down for easy shipping. Make it your own by adding length or width, shelves or a cabinet that can be mounted on either end. Patient-friendly customizations include a nose hole and 70° manual lift back with 6 position elevation.

STANDARD TABLES:

FESS-2772*
27" Flat Cushion
27"W x 72"L x 31"H
Qty _____

FESS-3072*
30" Flat Cushion
30"W x 72"L x 31"H
Qty _____

FESS-2778
27" Flat Cushion
27"W x 78"L x 31"H
Qty _____

FESS-3078
30" Flat Cushion
30"W x 78"L x 31"H
Qty _____

LIFT BACK TABLES:

TESS-2772*
27" Lift Back Cushion
27"W x 72"L x 31"H
Qty _____

TESS-3072*
30" Lift Back Cushion
30"W x 72"L x 31"H
Qty _____

TESS-2778
27" Lift Back Cushion
27"W x 78"L x 31"H
Qty _____

TESS-3078
30" Lift Back Cushion
30"W x 78"L x 31"H
Qty _____

OPTIONS:

- ESS Bottom Shelf** - Bottom Shelf
- ESS Cabinet** - Shelf and Open Cabinet
 - Head End** **Foot End**
- ESS Drawers** - Shelf, Cabinet & (2) Drawers w/Black Wire Pull Handles
 - Head End** **Foot End**

*** Available for Quick Ship**
(items ship within 3 business days after receipt of PO)

- NH** - Nose Hole in Cushion
- TSFO-FHDR** - Flush Mount Handles on Drawers



EDGE SPORT WOOD TREATMENT TABLES

STANDARD WOOD CHOICES:

-  **Oak**
-  **Maple**













WOOD STAIN OPTION:

- ESS-Stain**
Custom Wood Stain Color _____



TESS-2772 with Custom Grey Stain; Color Edge Print; Shelf, Cabinet, and (2) Drawers Options

STANDARD UPHOLSTERY CHOICES:

- | | |
|--|--|
| <input type="checkbox"/>  Royal Blue | <input type="checkbox"/>  American Beauty |
| <input type="checkbox"/>  Imperial Blue | <input type="checkbox"/>  Lark |
| <input type="checkbox"/>  Blue Ridge | <input type="checkbox"/>  Burgundy |
| <input type="checkbox"/>  Amethyst | <input type="checkbox"/>  Dove |
| <input type="checkbox"/>  Forest | <input type="checkbox"/>  Charcoal |
| <input type="checkbox"/>  Black | <input type="checkbox"/>  Mocha |

CUSTOM BRANDING:

- Decal Custom Small**
Small Logo Decal (6"W x 6"H) 
- Decal Custom Large**
Large Logo Decal (12"W x 12"H) 

CUSTOM CUSHION BRANDING:

- TIS 27 COVER /LOGO**
Logo Slip Cover (Lift Back Only) (27"W x 12"H) 
- LOGO DB**
Deboss Logo (12"W x 12"H) 
- LOGO CP**
Color Edge Print (12"W x 12"H) 
- TIS 30 COVER /LOGO**
Logo Slip Cover (Lift Back Only) (30"W x 12"H)
- DEBPLT12**
Deboss Plate