

Where does your study stand? Your CTMS might be tracking some of your study data, but not all. Maybe you're waiting days for reports to be extracted from spreadsheets. Wouldn't it be great to identify bottlenecks at a glance and immediately know the real-time status of all your studies?

View items on your critical path that are preventing key milestones from being met.

HIGHLIGHTS

- Predict progress more accurately
- Drive data-based business decisions
- Identify bottlenecks
- Get local flexibility and global standardization of progress data
- Adjust resources quickly
- Access study data anytime, anywhere

KEY FEATURES

- Printable critical path reports for country managers and sponsors
- Real-time status at a glance
- Comprehensive view of global study startup activities
- Built with usability in mind
- Compatible with multiple web browsers

Track your critical path

Activate's critical path reports show the percentage of sites activated for any country or region in a clinical study and the status of milestones for each country.

Sponsors can benchmark CRO(s) performance via visually rich dashboards.

The **Country manager** report lets you easily identify which activities are preventing completion of a milestone. Drill down into details for submissions, documents, and sites. See the high-level status of a region, or switch views to see other regions to compare your performance against your counterparts around the globe.

The **Sponsor** report shows the percentage of sites activated, in progress, on hold, and not started, and the status of key milestones for each study country. Print a PDF version to share via email.

The **Site specialist** report shows the status of all sites in a study country, and activities preventing key milestones from being met.

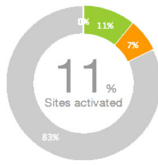
Monitor real-time progress

Activate records when each startup task starts and completes, so there's no need to compile status reports. View status in seconds, not days, and dramatically decrease the time it takes to get through study startup.

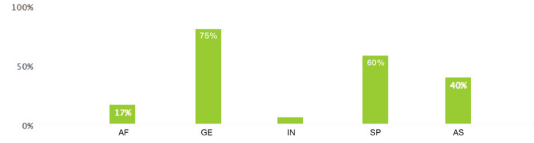
The sponsor report shows the percentage of sites activated and the status of milestones for each study country



Choose study
HTN 101 - APac



Site activations per country



- See details
- Complete 5 of 46 planned sites
- In progress 3 of 46 planned sites
- On hold 0 of 46 planned sites
- Not started 38 of 46 planned sites

Milestone status and percentage docs complete

APac	Baseline	Actual	Country				Site				
			FPF delivered	Final core pkg sent	Final IRB approval	Final RIS	EC/IRB app	Contracts	RDR	SIV	
Alghanistan	27SEP2013	08OCT2013	60%	0%	100%	100%	33%	0%	25%	-	-
American Samoa	02SEP2013	27SEP2013	33%	100%	0%	0%	40%	40%	41%	0%	-
India	31AUG2013	30SEP2013	95%	100%	100%	100%	6%	3%	6%	3%	-

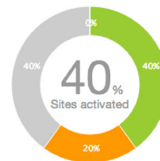
The country manager report shows the percentage of sites activated

See percentage complete of milestone activities. Click to view details.



See the number of sites that were projected and actually completed documents and submissions

Choose country
HTN 101 - American Samoa



CEC/IRB approval completed in American Samoa

— actual — planned

CEC/IRB approval status

Study country Site

Document	Baseline	Planned	Reason	Actual	Variance (days)	Last activity
Investigator brochure	27SEP2013	08OCT2013	☐	-	08OCT2013	-
Study protocol	02SEP2013	27SEP2013	☐	-	27SEP2013	08OCT2013
Study protocol (1)	31AUG2013	30SEP2013	☐	-	30SEP2013	-
Study protocol (2)	27SEP2013	08OCT2013	☐	-	08OCT2013	-
Study protocol (3)	02SEP2013	27SEP2013	☐	-	27SEP2013	-
Study protocol (4)	31AUG2013	30SEP2013	☐	-	30SEP2013	-

Call, email, or visit us address: 717 Market Street, Suite 500 San Francisco, CA 94103 USA
phone: 877.230.4168
email: info@gobalto.com | web: www.gobalto.com