


## HOW TO PROCESS A BBX TRANSACTION VIA APP

### WHERE CAN I ACCESS MY BBX QR CODE?

1. Under “My Card” in the BBX World App

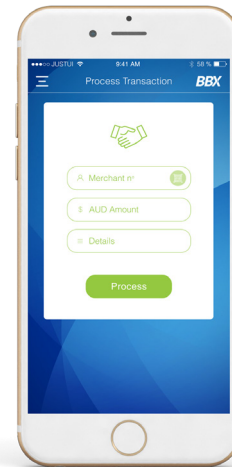
2. Email it from:

- BBX World App
- [www.bbxworld.com](http://www.bbxworld.com) Members Dashboard
- Ask BBX Customer Care Team



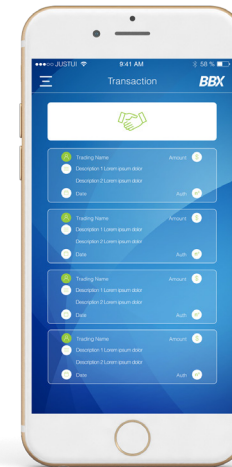
1

Place your BBX QR Code Sticker at point of sale posts (register, bill folders, etc)



2

Ask BBX Buyer to scan your QR Code Sticker with the BBX World App



3

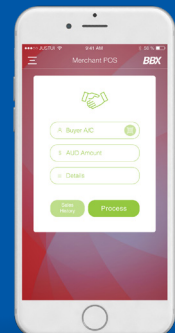
BBX Buyer enters transaction amount and submits payment



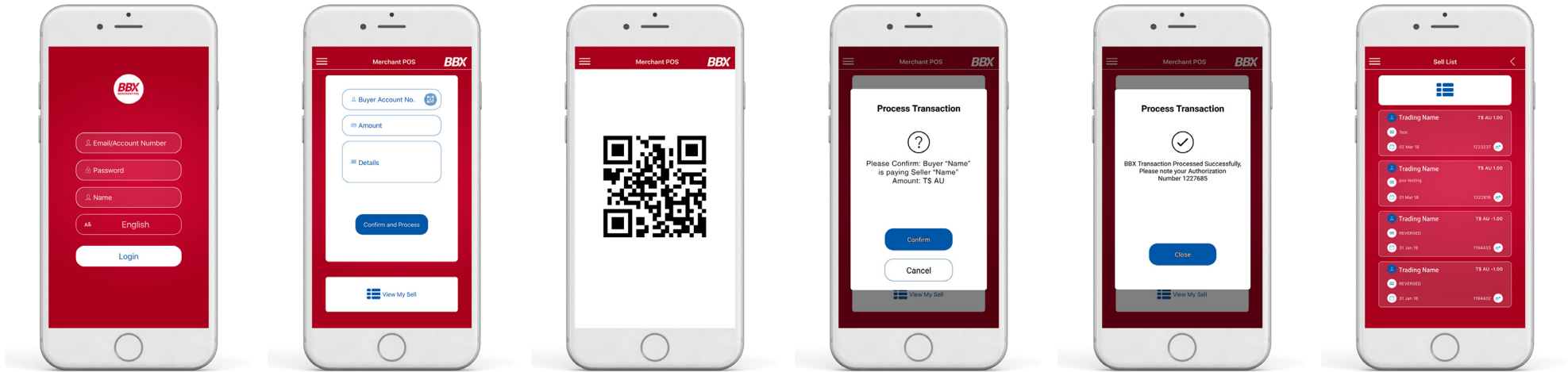
4

Seller and Buyer both receive confirmation of transaction email + in app record

If you are a BBX Merchant that process's sales via phone or web bookings, please download BBX Merchant POS. Register for Access: [merchantpos@bbxworld.com](mailto:merchantpos@bbxworld.com)



## BBX RELEASES POS APP FOR MERCHANTS



1

Easy log in via email or mobile phone

2

Enter details to make an easy payment

3

Or press the QR Code option and scan the Buyers QR Code

4

Check details are correct and Click Confirm and Process

5

Confirm Transaction and a Confirmation email will be sent

6

You can only view sales through "View My Sell"

# BBX

[www.bbxworld.com](http://www.bbxworld.com)