

Treatment formulated via the patented  SPOTPlatinum

allergy treatment diary



spectrum vet

table of contents

ALLERGY TREATMENT DIARY



Treatment App

3 - 4



Injection Schedule

5 - 7



Injection Instructions

8



Drops Schedule

9



Drops Instructions

10



Possible Side Effects

11



Treatment Expectations

12



Frequently Asked Questions

13 - 14



Treatment Tracker

15 - 22

digital guides

QUICK ACCESS TO THE LINKS YOU NEED



**Video Tutorial:
Administering Drops**
bit.ly/drop-instructions



**Download The
Treatment App**
Coming soon



**Generate Personalized
Treatment Calendar**
www.vetallergy.com/calendar



**Video Tutorial:
Administering Injections**
bit.ly/injection-instructions


QR ACCESS

IPHONE? place camera in front of QR code – tap the drop-down notification

ANDROID? use your QR reader or download "QR Code Reader from Kaywa"

never miss a dose

WITH REMINDERS FROM OUR TREATMENT APP



***Maintaining your animal's treatment schedule
is key to maximizing their relief***



Get notified when
a dose is due or it's
time to order a new
treatment set



Export reminders to
your phone's calendar

set-up is simple

HOW TO GET STARTED

1

**BUILD YOUR
ANIMAL'S PROFILE**



2

**CREATE YOUR
ACCOUNT**

manually or using
credentials from
Facebook or Gmail



3

**CUSTOMIZE
NOTIFICATIONS +
CALENDAR SETTINGS**



4

**MAINTAIN
THEIR SCHEDULE**
straight from your phone

injection schedule



TREATMENT FREQUENCY AND DOSAGE

VIAL A (GREEN)
every 2 to 5 days

DAY # DOSE

| | |
|----|--------|
| 1 | 0.1 ml |
| 3 | 0.2 ml |
| 5 | 0.4 ml |
| 7 | 0.6 ml |
| 9 | 0.8 ml |
| 11 | 1.0 ml |
| 13 | 1.0 ml |
| 15 | 1.0 ml |
| 20 | 1.0 ml |

VIAL B (BLUE)
every 5 to 10 days

| | |
|----|--------|
| 25 | 0.1 ml |
| 30 | 0.2 ml |
| 36 | 0.4 ml |
| 42 | 0.6 ml |
| 48 | 0.8 ml |
| 58 | 1.0 ml |
| 68 | 1.0 ml |
| 78 | 1.0 ml |
| 88 | 1.0 ml |

VIAL C (RED)
every 14 to 30 days

| | |
|-----|--------|
| 98 | 0.3 ml |
| 112 | 0.5 ml |
| 133 | 0.5 ml |
| 163 | 0.6 ml |
| 193 | 0.8 ml |
| 223 | 1.0 ml |
| 253 | 1.0 ml |
| 283 | 1.0 ml |

**CONTACT YOUR
VETERINARIAN TO
ORDER A REFILL**

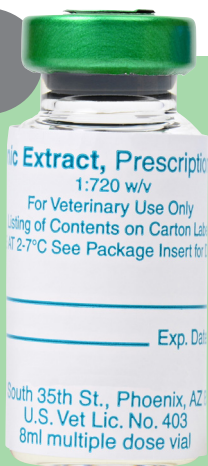
schedule details



TREATMENT FREQUENCY AND DOSAGE

The initial 9-month treatment set ***builds*** and ***establishes*** your animal's immune tolerance to the offending allergens:

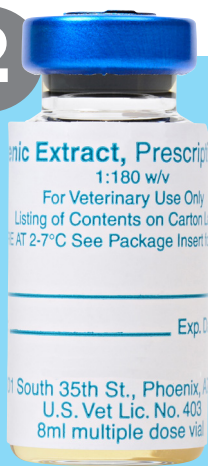
1



VIAL A

Least concentrated

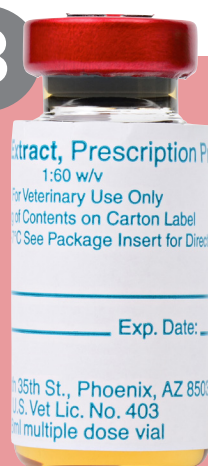
2



VIAL B

4X more concentrated
than Vial A

3



VIAL C

3X more concentrated
than Vial B
12X more concentrated
than Vial A

****If your animal's symptoms increase within 48 hours after any injection, stop and contact your veterinarian before continuing***

After this initial set, contact your veterinarian to order a refill.

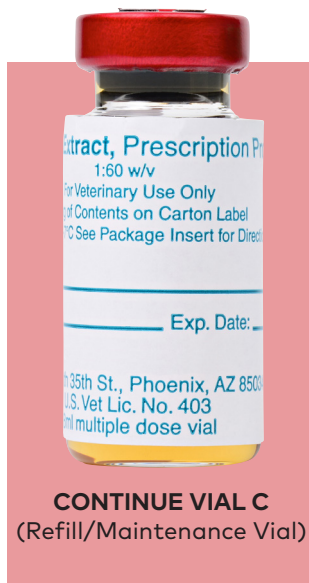
maintenance phase



INJECTION REFILL SCHEDULE

This ongoing treatment set ***maintains*** your animal's tolerance to their offending allergens:

| DAY # | DOSE |
|-------|--------|
| 1 | 0.5 ml |
| 15 | 1.0 ml |
| 45 | 1.0 ml |
| 75 | 1.0 ml |
| 105 | 1.0 ml |
| 135 | 1.0 ml |
| 165 | 1.0 ml |
| 195 | 1.0 ml |

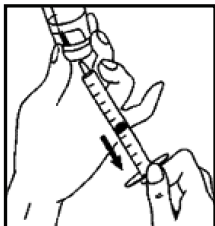


Repeat this schedule for each new maintenance set

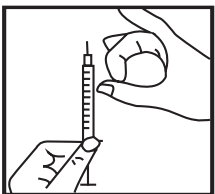
injection instructions



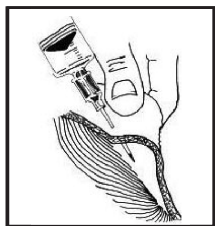
STEP-BY-STEP GUIDE



1. Store vials in your refrigerator
2. Draw correct dosage in syringe
3. Bring allergens to room temperature



4. Ensure no bubbles are present
5. If they appear, flick the syringe's top
6. Lift back of animal's neck creating a "tent"



7. Insert needle at tent base, below the skin's surface
8. Withdraw plunger slightly
9. If no blood present, inject allergens

***If you have two sets, give one injection from each set simultaneously at different areas of the body**

POST-INJECTION



- Massage the injection site
- Praise your animal
- Return vial to refrigerator
- Always monitor for 45 minutes as a precaution

drops schedule

TREATMENT FREQUENCY AND DOSAGE



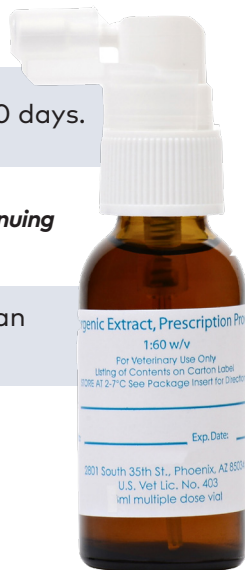
This treatment ***builds*** and ***establishes*** your animal's immune tolerance to the offending allergens:

| ANIMAL'S WEIGHT | DOSE |
|---------------------|--------------------|
| Less than 22 lbs | 2 pumps once a day |
| Greater than 22 lbs | 3 pumps once a day |

Each bottle contains 300 drops and last 100 or 150 days.

****If your animal's symptoms increase within 48 hours after giving drops, stop and contact your veterinarian before continuing***

Contact your veterinarian
to order a refill.



drops instructions



STEP-BY-STEP GUIDE

PRE-TREATMENT

Withhold food/water 10 minutes before & after treatment to maximize allergen absorption

1

Store the bottles in your refrigerator

2

Prime the pump by depressing several times until the allergen releases consistently

3

Rest the dispensing arm of the pump on your animal's lower lip near the side of their mouth

4

Depress the pump fully and quickly, so the dosage is released between cheek and gum



POST-TREATMENT

- Praise your animal
- Return vial to refrigerator
- Always monitor for 45 minutes as a precaution

possible side effects

AND HOW TO RESPOND

If you notice an increase in allergy symptoms within **48 hours** after a dose, STOP treatment and contact your veterinarian.

Common reactions can include

an increase in allergy symptoms, swelling at injection site, increased itchiness and/or redness

Call your veterinarian with the following information:

Date of last dose

Dosage amount

Vial color

Your animal's symptoms

When symptoms occurred

If you notice the reactions below, seek medical attention immediately:

Serious, but rare reactions can include

hives, vomiting, diarrhea, abnormal drowsiness, facial swelling, collapse

***Unsure if a reaction has occurred?
Call your veterinarian***

treatment expectations

LONG-TERM ALLERGY MANAGEMENT

WHAT DOES SUCCESSFUL ALLERGY MANAGEMENT LOOK LIKE?

We consider a success the effective elimination (or significant reduction) of symptoms. This also should reduce the need for steroid or relief medications.



WHAT SHOULD I DO IF I AM NOT SEEING THESE RESULTS?

Spectrum Veterinary is committed to your animal's allergy management. If you are at least 6 months into treatment, and/or are at the 0.8ml injection of Vial C and still having symptoms, go to: www.vetallergy.com/progress and fill out the form. From there we will work with your veterinarian.



WHEN SHOULD I SEE IMPROVEMENT?

Allergy treatment is a long-term process, but it is the only way to address the real reason a animal suffers. It can take up to 4-6 months before you see the therapy's benefits. Every patient responds differently.



faq



TREATMENT QUESTIONS

What is hyposensitization?

It's the process of increasing your animal's tolerance to the allergens they've tested positive for. Allergies are not "cured" in the traditional sense. Instead we introduce small, controlled amounts of the allergen (which your animal has reacted to), into their immune system. This type of exposure will retrain their immune system to deal with future exposure to the allergens and over time decrease their symptoms.

What reactions should I be aware of?

While serious reactions are rare, the most commonly reported are an increase in your animal's symptoms, swelling at injection site, or increased itching and/or redness. Rare, but serious reactions can develop quickly and include hives, vomiting, diarrhea, abnormal drowsiness, facial swelling, or collapse. When the increase in symptoms are related to hyposensitization, they typically occur within 48 hours following an injection and are easily reversed.

What should I do if my animal's symptoms return or get worse?

Don't panic – simply, stop treatment and contact your veterinarian with the following information:

- **Date of last dose**
- **Dosage amount**
- **Vial color**
- **Your animal's symptoms**
- **When symptoms occurred**

Unsure if a reaction has occurred?

Don't hesitate to stop
treatment & call your veterinarian

You will continue treatment, but on a modified schedule.

faqs

COMMON SCENARIOS



What should I do if I left the treatment unrefrigerated?

If vials have been punctured, they should be stable for about 1 week at room temperature (70-76°F). Unopened vials are stable for 2 weeks if stored above room temperature, or a maximum of 30 days if stored at room temperature. Contact your veterinarian for a replacement vial(s) if necessary.

What should I do if I miss an injection(s) or drop(s)?

While you should make every effort to follow the schedule, a day or two either way shouldn't make a major difference. If it has been more than a few days, contact your veterinarian with the following information:

- **Date of last dose**
- **Dosage amount**
- **Vial color**
- **Your animal's symptoms**
- **When symptoms occurred**

I have two treatment sets, why? How does the administration of two sets differ from one set?

In some cases, animals have too many offending allergens to include in a single set and remain effective. Therefore, we break those allergens into two separate sets to ensure each allergen is absorbed properly, achieving the maximum effect. If you have two sets, give one injection from each set simultaneously at different areas of the body.

faq



LONG-TERM QUESTIONS

When should I order a refill?

The timing of your refill depends on your animal's treatment type:

For injections

After the final dosage in the treatment set is given

For drops

If your animal is under 22 lbs, after approximately 120 days of treatment

If your animal is over 23 lbs, after approximately 70 days of treatment

Contact your veterinarian for maintenance vials. Treatment usually arrives within a week or so after your veterinarian orders, giving you plenty of time before the next treatment is due.

How long will my animal need allergy treatment?

Since allergies are a lifelong problem, our allergy management system is usually required indefinitely. As your animal's immune tolerance increases, the time in between injections also increases.

After approximately 5 months, you will only be giving injections once monthly. Drops, however, will remain a daily occurrence.

How long until I see improvement?

Unlike other medications, allergy treatment is a long-term process. Your veterinarian has recommended this route because of its effectiveness (up to 90%)* and absence of harmful side effects.

With injections, vials A and B build your animal's tolerance, but it's in vial C where you can expect to see improvement. Both treatment options (injections and drops) should garner results in about 4-6 months. However, **results can vary from animal to animal**. Some respond quicker than others.

*According to a veterinary survey

treatment tracker



RECORD YOUR ANIMAL'S PROGRESS

| Date | Vial Color | Dosage Amount | How's your animal doing? |
|----------------------|---|----------------------|--|
| <input type="text"/> | <input type="radio"/> G <input type="radio"/> B <input type="radio"/> R | <input type="text"/> | <input type="text"/> <input type="text"/> |

Where are they on the itch scale?

| | | | | | | | | | |
|---|---|---|---|---|---|---|---|---|----|
| 1 | 2 | 3 | 4 | 5 | 6 | 7 | 8 | 9 | 10 |
|---|---|---|---|---|---|---|---|---|----|

1-3 Mild 4-6 Moderate 7-10 Severe

| Date | Vial Color | Dosage Amount | How's your animal doing? |
|----------------------|---|----------------------|--|
| <input type="text"/> | <input type="radio"/> G <input type="radio"/> B <input type="radio"/> R | <input type="text"/> | <input type="text"/> <input type="text"/> |

Where are they on the itch scale?

| | | | | | | | | | |
|---|---|---|---|---|---|---|---|---|----|
| 1 | 2 | 3 | 4 | 5 | 6 | 7 | 8 | 9 | 10 |
|---|---|---|---|---|---|---|---|---|----|

1-3 Mild 4-6 Moderate 7-10 Severe

| Date | Vial Color | Dosage Amount | How's your animal doing? |
|----------------------|---|----------------------|--|
| <input type="text"/> | <input type="radio"/> G <input type="radio"/> B <input type="radio"/> R | <input type="text"/> | <input type="text"/> <input type="text"/> |

Where are they on the itch scale?

| | | | | | | | | | |
|---|---|---|---|---|---|---|---|---|----|
| 1 | 2 | 3 | 4 | 5 | 6 | 7 | 8 | 9 | 10 |
|---|---|---|---|---|---|---|---|---|----|

1-3 Mild 4-6 Moderate 7-10 Severe

| Date | Vial Color | Dosage Amount | How's your animal doing? |
|----------------------|---|----------------------|--|
| <input type="text"/> | <input type="radio"/> G <input type="radio"/> B <input type="radio"/> R | <input type="text"/> | <input type="text"/> <input type="text"/> |

Where are they on the itch scale?

| | | | | | | | | | |
|---|---|---|---|---|---|---|---|---|----|
| 1 | 2 | 3 | 4 | 5 | 6 | 7 | 8 | 9 | 10 |
|---|---|---|---|---|---|---|---|---|----|

1-3 Mild 4-6 Moderate 7-10 Severe

treatment tracker



RECORD YOUR ANIMAL'S PROGRESS

| Date | Vial Color | Dosage Amount | How's your animal doing? |
|----------------------|---|----------------------|--|
| <input type="text"/> | <input type="radio"/> G <input type="radio"/> B <input type="radio"/> R | <input type="text"/> | <input type="text"/> <input type="text"/> |

Where are they on the itch scale?

| | | | | | | | | | |
|---|---|---|---|---|---|---|---|---|----|
| 1 | 2 | 3 | 4 | 5 | 6 | 7 | 8 | 9 | 10 |
|---|---|---|---|---|---|---|---|---|----|

1-3 Mild 4-6 Moderate 7-10 Severe

| Date | Vial Color | Dosage Amount | How's your animal doing? |
|----------------------|---|----------------------|--|
| <input type="text"/> | <input type="radio"/> G <input type="radio"/> B <input type="radio"/> R | <input type="text"/> | <input type="text"/> <input type="text"/> |

Where are they on the itch scale?

| | | | | | | | | | |
|---|---|---|---|---|---|---|---|---|----|
| 1 | 2 | 3 | 4 | 5 | 6 | 7 | 8 | 9 | 10 |
|---|---|---|---|---|---|---|---|---|----|

1-3 Mild 4-6 Moderate 7-10 Severe

| Date | Vial Color | Dosage Amount | How's your animal doing? |
|----------------------|---|----------------------|--|
| <input type="text"/> | <input type="radio"/> G <input type="radio"/> B <input type="radio"/> R | <input type="text"/> | <input type="text"/> <input type="text"/> |

Where are they on the itch scale?

| | | | | | | | | | |
|---|---|---|---|---|---|---|---|---|----|
| 1 | 2 | 3 | 4 | 5 | 6 | 7 | 8 | 9 | 10 |
|---|---|---|---|---|---|---|---|---|----|

1-3 Mild 4-6 Moderate 7-10 Severe

| Date | Vial Color | Dosage Amount | How's your animal doing? |
|----------------------|---|----------------------|--|
| <input type="text"/> | <input type="radio"/> G <input type="radio"/> B <input type="radio"/> R | <input type="text"/> | <input type="text"/> <input type="text"/> |

Where are they on the itch scale?

| | | | | | | | | | |
|---|---|---|---|---|---|---|---|---|----|
| 1 | 2 | 3 | 4 | 5 | 6 | 7 | 8 | 9 | 10 |
|---|---|---|---|---|---|---|---|---|----|

1-3 Mild 4-6 Moderate 7-10 Severe

treatment tracker



RECORD YOUR ANIMAL'S PROGRESS

| Date | Vial Color | Dosage Amount | How's your animal doing? |
|----------------------|---|----------------------|--------------------------|
| <input type="text"/> | <input type="radio"/> G <input type="radio"/> B <input type="radio"/> R | <input type="text"/> | <input type="text"/> |

Where are they on the itch scale?

| | | | | | | | | | |
|---|---|---|---|---|---|---|---|---|----|
| 1 | 2 | 3 | 4 | 5 | 6 | 7 | 8 | 9 | 10 |
|---|---|---|---|---|---|---|---|---|----|

1-3 Mild 4-6 Moderate 7-10 Severe

| Date | Vial Color | Dosage Amount | How's your animal doing? |
|----------------------|---|----------------------|--------------------------|
| <input type="text"/> | <input type="radio"/> G <input type="radio"/> B <input type="radio"/> R | <input type="text"/> | <input type="text"/> |

Where are they on the itch scale?

| | | | | | | | | | |
|---|---|---|---|---|---|---|---|---|----|
| 1 | 2 | 3 | 4 | 5 | 6 | 7 | 8 | 9 | 10 |
|---|---|---|---|---|---|---|---|---|----|

1-3 Mild 4-6 Moderate 7-10 Severe

| Date | Vial Color | Dosage Amount | How's your animal doing? |
|----------------------|---|----------------------|--------------------------|
| <input type="text"/> | <input type="radio"/> G <input type="radio"/> B <input type="radio"/> R | <input type="text"/> | <input type="text"/> |

Where are they on the itch scale?

| | | | | | | | | | |
|---|---|---|---|---|---|---|---|---|----|
| 1 | 2 | 3 | 4 | 5 | 6 | 7 | 8 | 9 | 10 |
|---|---|---|---|---|---|---|---|---|----|

1-3 Mild 4-6 Moderate 7-10 Severe

| Date | Vial Color | Dosage Amount | How's your animal doing? |
|----------------------|---|----------------------|--------------------------|
| <input type="text"/> | <input type="radio"/> G <input type="radio"/> B <input type="radio"/> R | <input type="text"/> | <input type="text"/> |

Where are they on the itch scale?

| | | | | | | | | | |
|---|---|---|---|---|---|---|---|---|----|
| 1 | 2 | 3 | 4 | 5 | 6 | 7 | 8 | 9 | 10 |
|---|---|---|---|---|---|---|---|---|----|

1-3 Mild 4-6 Moderate 7-10 Severe

treatment tracker



RECORD YOUR ANIMAL'S PROGRESS

| Date | Vial Color | Dosage Amount | How's your animal doing? |
|----------------------|---|----------------------|--|
| <input type="text"/> | <input type="radio"/> G <input type="radio"/> B <input type="radio"/> R | <input type="text"/> | <input type="text"/> <input type="text"/> |

Where are they on the itch scale?

| | | | | | | | | | |
|---|---|---|---|---|---|---|---|---|----|
| 1 | 2 | 3 | 4 | 5 | 6 | 7 | 8 | 9 | 10 |
|---|---|---|---|---|---|---|---|---|----|

1-3 Mild 4-6 Moderate 7-10 Severe

| Date | Vial Color | Dosage Amount | How's your animal doing? |
|----------------------|---|----------------------|--|
| <input type="text"/> | <input type="radio"/> G <input type="radio"/> B <input type="radio"/> R | <input type="text"/> | <input type="text"/> <input type="text"/> |

Where are they on the itch scale?

| | | | | | | | | | |
|---|---|---|---|---|---|---|---|---|----|
| 1 | 2 | 3 | 4 | 5 | 6 | 7 | 8 | 9 | 10 |
|---|---|---|---|---|---|---|---|---|----|

1-3 Mild 4-6 Moderate 7-10 Severe

| Date | Vial Color | Dosage Amount | How's your animal doing? |
|----------------------|---|----------------------|--|
| <input type="text"/> | <input type="radio"/> G <input type="radio"/> B <input type="radio"/> R | <input type="text"/> | <input type="text"/> <input type="text"/> |

Where are they on the itch scale?

| | | | | | | | | | |
|---|---|---|---|---|---|---|---|---|----|
| 1 | 2 | 3 | 4 | 5 | 6 | 7 | 8 | 9 | 10 |
|---|---|---|---|---|---|---|---|---|----|

1-3 Mild 4-6 Moderate 7-10 Severe

| Date | Vial Color | Dosage Amount | How's your animal doing? |
|----------------------|---|----------------------|--|
| <input type="text"/> | <input type="radio"/> G <input type="radio"/> B <input type="radio"/> R | <input type="text"/> | <input type="text"/> <input type="text"/> |

Where are they on the itch scale?

| | | | | | | | | | |
|---|---|---|---|---|---|---|---|---|----|
| 1 | 2 | 3 | 4 | 5 | 6 | 7 | 8 | 9 | 10 |
|---|---|---|---|---|---|---|---|---|----|

1-3 Mild 4-6 Moderate 7-10 Severe

treatment tracker



RECORD YOUR ANIMAL'S PROGRESS

| Date | Vial Color | Dosage Amount | How's your animal doing? |
|----------------------|---|----------------------|--------------------------|
| <input type="text"/> | <input type="radio"/> G <input type="radio"/> B <input type="radio"/> R | <input type="text"/> | <input type="text"/> |

Where are they on the itch scale?

| | | | | | | | | | |
|---|---|---|---|---|---|---|---|---|----|
| 1 | 2 | 3 | 4 | 5 | 6 | 7 | 8 | 9 | 10 |
|---|---|---|---|---|---|---|---|---|----|

1-3 Mild 4-6 Moderate 7-10 Severe

| Date | Vial Color | Dosage Amount | How's your animal doing? |
|----------------------|---|----------------------|--------------------------|
| <input type="text"/> | <input type="radio"/> G <input type="radio"/> B <input type="radio"/> R | <input type="text"/> | <input type="text"/> |

Where are they on the itch scale?

| | | | | | | | | | |
|---|---|---|---|---|---|---|---|---|----|
| 1 | 2 | 3 | 4 | 5 | 6 | 7 | 8 | 9 | 10 |
|---|---|---|---|---|---|---|---|---|----|

1-3 Mild 4-6 Moderate 7-10 Severe

| Date | Vial Color | Dosage Amount | How's your animal doing? |
|----------------------|---|----------------------|--------------------------|
| <input type="text"/> | <input type="radio"/> G <input type="radio"/> B <input type="radio"/> R | <input type="text"/> | <input type="text"/> |

Where are they on the itch scale?

| | | | | | | | | | |
|---|---|---|---|---|---|---|---|---|----|
| 1 | 2 | 3 | 4 | 5 | 6 | 7 | 8 | 9 | 10 |
|---|---|---|---|---|---|---|---|---|----|

1-3 Mild 4-6 Moderate 7-10 Severe

| Date | Vial Color | Dosage Amount | How's your animal doing? |
|----------------------|---|----------------------|--------------------------|
| <input type="text"/> | <input type="radio"/> G <input type="radio"/> B <input type="radio"/> R | <input type="text"/> | <input type="text"/> |

Where are they on the itch scale?

| | | | | | | | | | |
|---|---|---|---|---|---|---|---|---|----|
| 1 | 2 | 3 | 4 | 5 | 6 | 7 | 8 | 9 | 10 |
|---|---|---|---|---|---|---|---|---|----|

1-3 Mild 4-6 Moderate 7-10 Severe

treatment tracker



RECORD YOUR ANIMAL'S PROGRESS

| Date | Vial Color | Dosage Amount | How's your animal doing? |
|----------------------|---|----------------------|--------------------------|
| <input type="text"/> | <input type="radio"/> G <input type="radio"/> B <input type="radio"/> R | <input type="text"/> | <input type="text"/> |

Where are they on the itch scale?

| | | | | | | | | | |
|---|---|---|---|---|---|---|---|---|----|
| 1 | 2 | 3 | 4 | 5 | 6 | 7 | 8 | 9 | 10 |
|---|---|---|---|---|---|---|---|---|----|

1-3 Mild 4-6 Moderate 7-10 Severe

| Date | Vial Color | Dosage Amount | How's your animal doing? |
|----------------------|---|----------------------|--------------------------|
| <input type="text"/> | <input type="radio"/> G <input type="radio"/> B <input type="radio"/> R | <input type="text"/> | <input type="text"/> |

Where are they on the itch scale?

| | | | | | | | | | |
|---|---|---|---|---|---|---|---|---|----|
| 1 | 2 | 3 | 4 | 5 | 6 | 7 | 8 | 9 | 10 |
|---|---|---|---|---|---|---|---|---|----|

1-3 Mild 4-6 Moderate 7-10 Severe

| Date | Vial Color | Dosage Amount | How's your animal doing? |
|----------------------|---|----------------------|--------------------------|
| <input type="text"/> | <input type="radio"/> G <input type="radio"/> B <input type="radio"/> R | <input type="text"/> | <input type="text"/> |

Where are they on the itch scale?

| | | | | | | | | | |
|---|---|---|---|---|---|---|---|---|----|
| 1 | 2 | 3 | 4 | 5 | 6 | 7 | 8 | 9 | 10 |
|---|---|---|---|---|---|---|---|---|----|

1-3 Mild 4-6 Moderate 7-10 Severe

| Date | Vial Color | Dosage Amount | How's your animal doing? |
|----------------------|---|----------------------|--------------------------|
| <input type="text"/> | <input type="radio"/> G <input type="radio"/> B <input type="radio"/> R | <input type="text"/> | <input type="text"/> |

Where are they on the itch scale?

| | | | | | | | | | |
|---|---|---|---|---|---|---|---|---|----|
| 1 | 2 | 3 | 4 | 5 | 6 | 7 | 8 | 9 | 10 |
|---|---|---|---|---|---|---|---|---|----|

1-3 Mild 4-6 Moderate 7-10 Severe

treatment tracker



RECORD YOUR ANIMAL'S PROGRESS

| Date | Vial Color | Dosage Amount | How's your animal doing? |
|----------------------|---|----------------------|--------------------------|
| <input type="text"/> | <input type="radio"/> G <input type="radio"/> B <input type="radio"/> R | <input type="text"/> | <hr/> <hr/> |

Where are they on the itch scale?

| | | | | | | | | | |
|---|---|---|---|---|---|---|---|---|----|
| 1 | 2 | 3 | 4 | 5 | 6 | 7 | 8 | 9 | 10 |
|---|---|---|---|---|---|---|---|---|----|

1-3 Mild 4-6 Moderate 7-10 Severe

| Date | Vial Color | Dosage Amount | How's your animal doing? |
|----------------------|---|----------------------|--------------------------|
| <input type="text"/> | <input type="radio"/> G <input type="radio"/> B <input type="radio"/> R | <input type="text"/> | <hr/> <hr/> |

Where are they on the itch scale?

| | | | | | | | | | |
|---|---|---|---|---|---|---|---|---|----|
| 1 | 2 | 3 | 4 | 5 | 6 | 7 | 8 | 9 | 10 |
|---|---|---|---|---|---|---|---|---|----|

1-3 Mild 4-6 Moderate 7-10 Severe

| Date | Vial Color | Dosage Amount | How's your animal doing? |
|----------------------|---|----------------------|--------------------------|
| <input type="text"/> | <input type="radio"/> G <input type="radio"/> B <input type="radio"/> R | <input type="text"/> | <hr/> <hr/> |

Where are they on the itch scale?

| | | | | | | | | | |
|---|---|---|---|---|---|---|---|---|----|
| 1 | 2 | 3 | 4 | 5 | 6 | 7 | 8 | 9 | 10 |
|---|---|---|---|---|---|---|---|---|----|

1-3 Mild 4-6 Moderate 7-10 Severe

| Date | Vial Color | Dosage Amount | How's your animal doing? |
|----------------------|---|----------------------|--------------------------|
| <input type="text"/> | <input type="radio"/> G <input type="radio"/> B <input type="radio"/> R | <input type="text"/> | <hr/> <hr/> |


Where are they on the itch scale?

| | | | | | | | | | |
|---|---|---|---|---|---|---|---|---|----|
| 1 | 2 | 3 | 4 | 5 | 6 | 7 | 8 | 9 | 10 |
|---|---|---|---|---|---|---|---|---|----|

1-3 Mild 4-6 Moderate 7-10 Severe

share their story

SUBMIT **YOUR** ANIMAL'S ALLERGY JOURNEY



“

I can not be happier with the experience that I have had with [Spectrum Veterinary]. ... Roxie's allergies were definitely more manageable.

- Stacy Pedrazzani Castagna

”

Write to us at
bit.ly/spectrum-story



@VetAllergy



@SpectrumVeterinary