

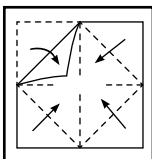
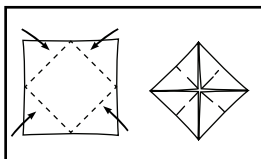
	<p>8</p> <p>Q. Q.</p> <p>What color are Granny Smith apples?</p> <p>When are apples harvested?</p>	<p>1</p> <p>A. In the fall.</p> <p>A. Green</p>	
<p>7</p> <p>Q. Q.</p> <p>What makes red apples turn red?</p> <p>The sunlight reacts with their skins. It signals that the fruit is getting sweeter.</p>		<p>2</p> <p>Q. Q.</p> <p>What state produces the most apples?</p>	<p>A. Washington</p>
<p>6</p> <p>Q. Q.</p> <p>How are apples harvested?</p> <p>They are harvested by hand.</p>		<p>3</p> <p>Q. Q.</p> <p>Why do apples turn brown after they are cut?</p> <p>Enzymes in the apple react with the air.</p>	<p>A. Enzymes in the apple react with the air.</p>
	<p>5</p> <p>Q. Q.</p> <p>Why are bees important to apple production?</p> <p>Bees pollinate the trees.</p>	<p>4</p> <p>Q. Q.</p> <p>In folklore, who are important apple trees planted?</p> <p>Johnny Appleseed</p>	

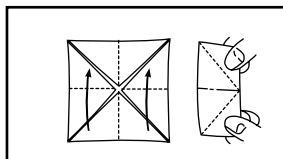
Cut along the outside border to make your paper square.




Start on plain side. Fold outside corners in to the middle.



Turn square over. Fold new outside corners in to the middle.








Fold top edge to bottom edge. Crease along middle. Open back up. Fold one side to other side. Crease along middle. Open back up.



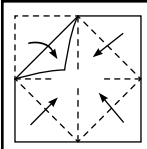
Turn square over. Put your thumbs and pointer fingers into the four pockets on back. Write numbers on the outside of the question flaps. Color, then play the game!

How to play:

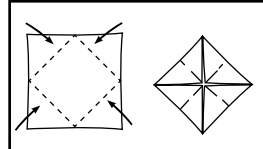
1. Pick a friend to play. Ask his or her age. Open and close the pop-up that number of times.
2. Have the player pick another number. Then open and close the pop-up that number of times. Open the number chosen and give the quiz!

	<p>8</p> <p>Q. Q.</p> <p>What are cows' feet called?</p>	<p>1</p> <p>Q. Q.</p> <p>Which state produces the most beef?</p>	
<p>7</p> <p>Q. Q.</p> <p>How do cows recycle?</p>		<p>2</p> <p>Q. Q.</p> <p>How many basketballs can be made from one cowhide?</p>	
<p>6</p> <p>Q. Q.</p> <p>What cut of beef sounds like a letter of the alphabet?</p>		<p>3</p> <p>Q. Q.</p> <p>In what season are the most cattle sold?</p>	
	<p>5</p> <p>Q. Q.</p> <p>How many hamburgers will one beef animal make?</p>	<p>4</p> <p>Q. Q.</p> <p>What percent of the beef animal is used by humans?</p>	

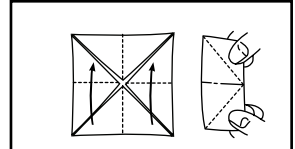
Cut along the outside border to make your paper square.



Start on plain side. Fold outside corners in to the middle.



Turn square over. Fold new outside corners in to the middle.




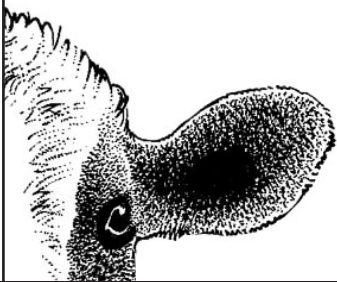

Fold top edge to bottom edge. Crease along middle. Open back up. Fold one side to other side. Crease along middle. Open back up.



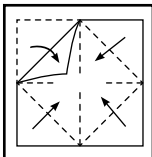
Turn square over. Put your thumbs and pointer fingers into the four pockets on back. Write numbers on the outside of the question flaps. Color, then play the game!

How to play:

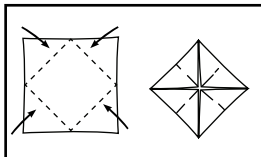
1. Pick a friend to play. Ask his or her age. Open and close the pop-up that number of times.
2. Have the player pick another number. Then open and close the pop-up that number of times. Open the number chosen and give the quiz!

	<p>8</p> <p>Q. How long does it take for milk to go from cow to store?</p> <p>A. 24-48 hrs</p>	<p>1</p> <p>Q. How much water does a cow drink each day?</p> <p>A. 30-40 gallons</p>	
<p>7</p> <p>Q. How many gallons of milk does a cow produce each day?</p> <p>A. 7 gallons</p>		<p>2</p> <p>Q. How many stomachs does a cow have?</p> <p>A. 4</p>	<p>3</p> <p>Q. Why is milk good for you?</p> <p>A. Milk makes your bones strong</p>
<p>6</p> <p>Q. Which state produces the most milk?</p> <p>A. California</p>		<p>5</p> <p>Q. What is a milk-udder, does it take to produce 1 gallon of milk?</p> <p>A. Dairy</p>	<p>4</p> <p>Q. How much blood, passing through the udder, does it take to produce 1 gallon of milk?</p> <p>A. 400 gallons</p>

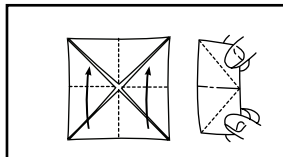
Cut along the outside border to make your paper square.



Start on plain side. Fold outside corners in to the middle.



Turn square over. Fold new outside corners in to the middle.



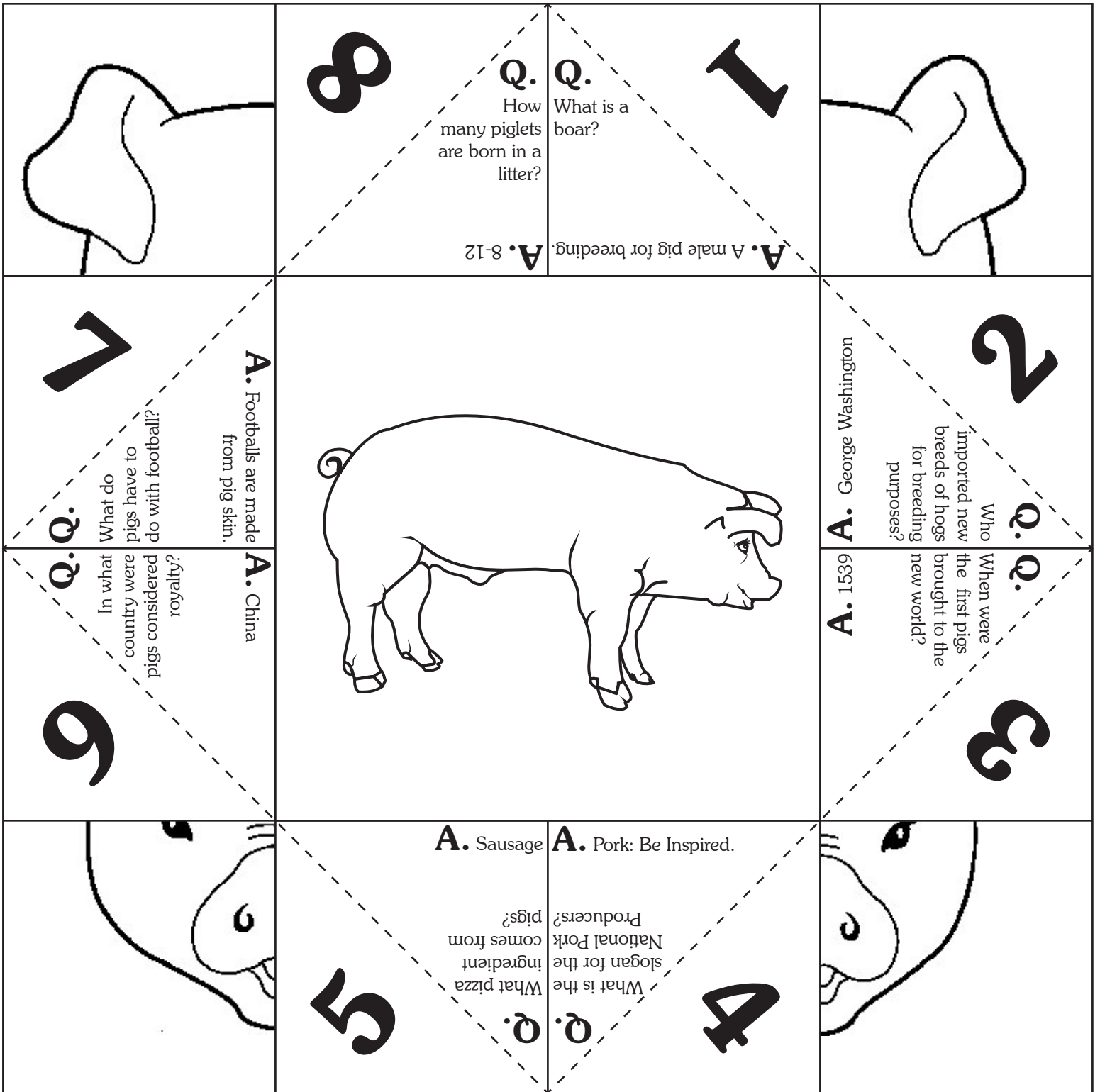
Fold top edge to bottom edge. Crease along middle. Open back up. Fold one side to other side. Crease along middle. Open back up.



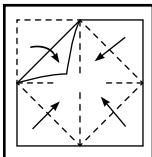
Turn square over. Put your thumbs and pointer fingers into the four pockets on back. Write numbers on the outside of the question flaps. Color, then play the game!

How to play:

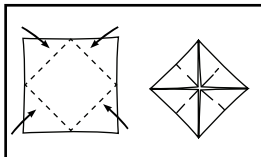
1. Pick a friend to play. Ask his or her age. Open and close the pop-up that number of times.
2. Have the player pick another number. Then open and close the pop-up that number of times. Open the number chosen and give the quiz!



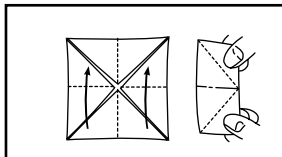
Cut along the outside border to make your paper square.



Start on plain side. Fold outside corners in to the middle.



Turn square over. Fold new outside corners in to the middle.




Fold top edge to bottom edge. Crease along middle. Open back up. Fold one side to other side. Crease along middle. Open back up.



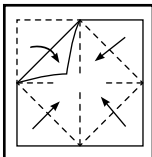
Turn square over. Put your thumbs and pointer fingers into the four pockets on back. Write numbers on the outside of the question flaps. Color, then play the game!

How to play:

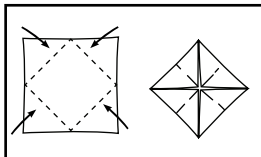
1. Pick a friend to play. Ask his or her age. Open and close the pop-up that number of times.
2. Have the player pick another number. Then open and close the pop-up that number of times. Open the number chosen and give the quiz!



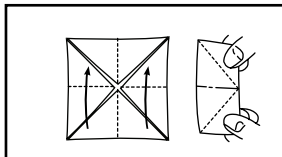
Cut along the outside border to make your paper square.



Start on plain side. Fold outside corners in to the middle.



Turn square over. Fold new outside corners in to the middle.



Fold top edge to bottom edge. Crease along middle. Open back up. Fold one side to other side. Crease along middle. Open back up.



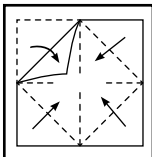
Turn square over. Put your thumbs and pointer fingers into the four pockets on back. Write numbers on the outside of the question flaps. Color, then play the game!

How to play:

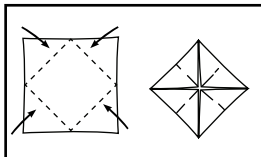
1. Pick a friend to play. Ask his or her age. Open and close the pop-up that number of times.
2. Have the player pick another number. Then open and close the pop-up that number of times. Open the number chosen and give the quiz!



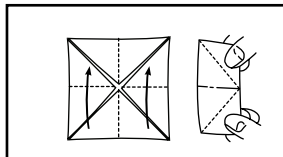
Cut along the outside border to make your paper square.



Start on plain side. Fold outside corners in to the middle.



Turn square over. Fold new outside corners in to the middle.



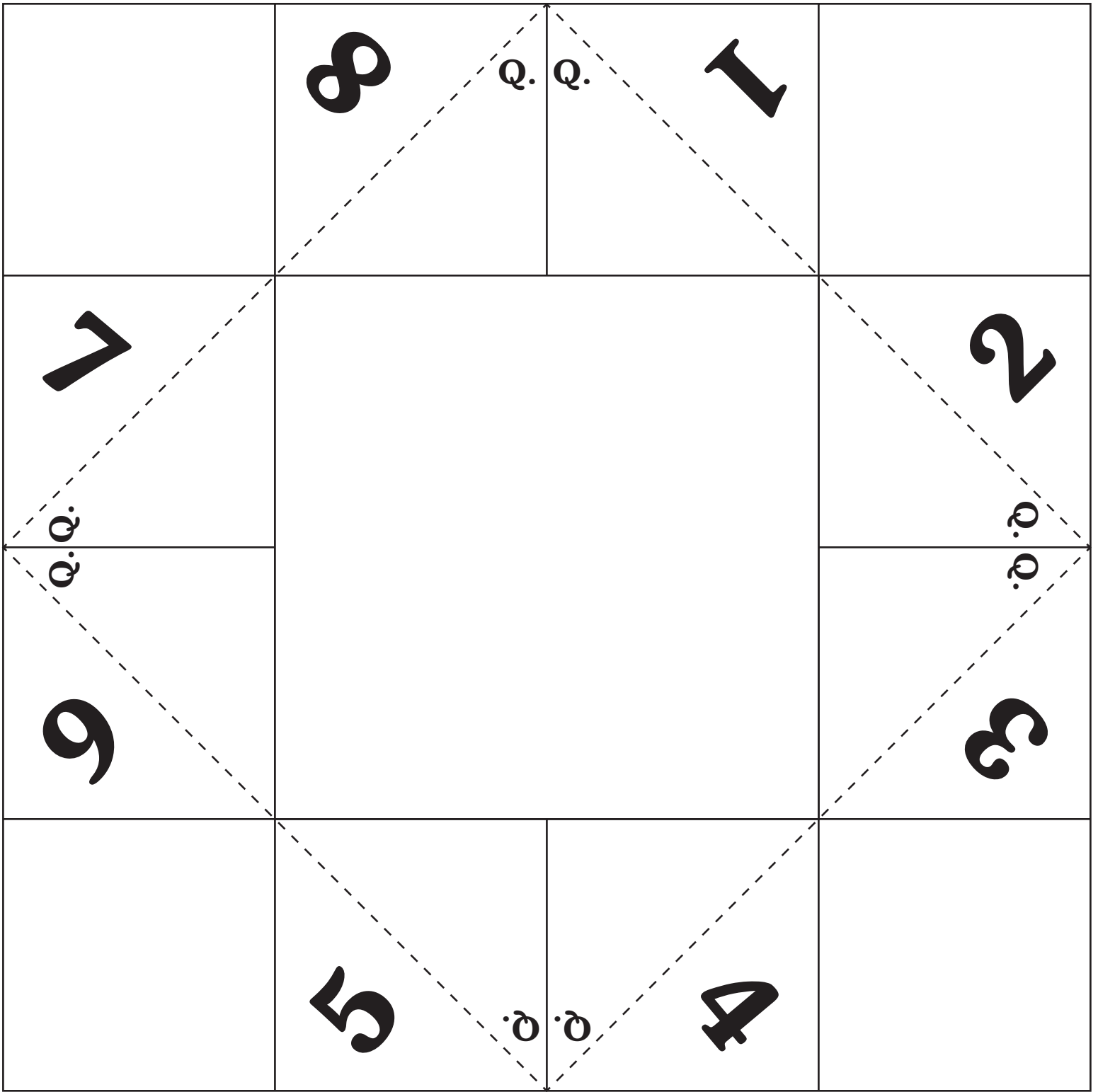
Fold top edge to bottom edge. Crease along middle. Open back up. Fold one side to other side. Crease along middle. Open back up.



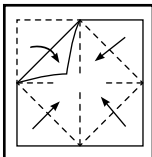
Turn square over. Put your thumbs and pointer fingers into the four pockets on back. Write numbers on the outside of the question flaps. Color, then play the game!

How to play:

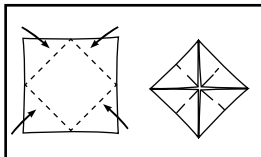
1. Pick a friend to play. Ask his or her age. Open and close the pop-up that number of times.
2. Have the player pick another number. Then open and close the pop-up that number of times. Open the number chosen and give the quiz!



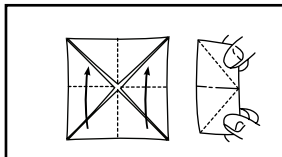
Cut along the outside border to make your paper square.



Start on plain side. Fold outside corners in to the middle.



Turn square over. Fold new outside corners in to the middle.



Fold top edge to bottom edge. Crease along middle. Open back up. Fold one side to other side. Crease along middle. Open back up.



Turn square over. Put your thumbs and pointer fingers into the four pockets on back. Write numbers on the outside of the question flaps. Color, then play the game!

How to play:

1. Pick a friend to play. Ask his or her age. Open and close the pop-up that number of times.
2. Have the player pick another number. Then open and close the pop-up that number of times. Open the number chosen and give the quiz!