



# Portiva Update Office 365

---

## *About this Office 365 Portiva Update – June 2018*

---

We like to inform our customers on a strategic level and of course preferably in person. However, we also would like to keep you up to date monthly, with all the news coming from Microsoft about Office 365. With this update, we hope to achieve that you have a better and clear understanding on how those new updates could impact your business, and what you can do with/about them.

We marked each message sent by Microsoft with a flag to mark their importance, interpreted by Portiva professionals that use their experience to weigh these new or updated experiences for our customers.



New features that are relevant and interesting for your organization



Changes/updates that have direct impact on user / admin experience, important to know!



Noticeable but less important updates

With post-it notes we provide you with specific advice on how to handle that specific change or new feature.



## Office 365 Update components

Office 365 General updates.....	2
SharePoint Online updates.....	4
Security & Compliance updates .....	5



# Portiva Update Office 365

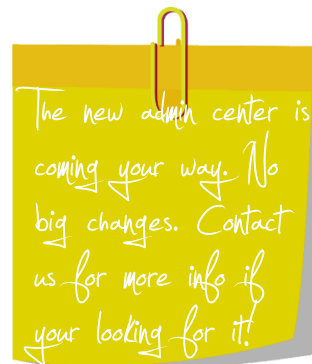
## Office 365 General updates

Introducing the Microsoft 365 admin center.

Admins previously using the Office 365 admin center to manage Office 365 will now use the Microsoft 365 admin Center. The Microsoft 365 admin center is your central location for managing and monitoring applications, services, data, devices, and users across your deployment. The Microsoft 365 admin center experience is very similar to the Office 365 admin center.

The navigation is the same, and you'll have the same granularity of control over your environment. As you add new apps and services like device management, those will light up in your left navigation pane. Most importantly, you'll receive all the latest admin center updates and features as they become available. There will be no change to your Office 365 subscription or billing.

By the end of July, we will be updating the admin center links across Office 365 to use the new <https://admin.microsoft.com/> address.



New feature: Label Activity Explorer.

Use the Labels Activity Explorer Dashboard to gain insights into labels usage in your organization, including top labels, ratio of user vs. auto-applied and more.

We'll be gradually rolling this out this week to Advanced Data Governance organizations in the Security & Compliance Center under Data Governance, and the rollout will be completed by the end of June.





# Portiva Update Office 365

Updated feature: Secure external sharing experience for files and folders

We are updating our one-time passcode secure external sharing experience for files and folders in OneDrive and SharePoint Online. With this change, external recipients who also use Office 365 in their organization will be asked to sign in to their Office 365 account.

This process will create a Guest account in your organization's directory and can be managed by you in the same way that all other Guest accounts can be managed today. This update will also allow external recipients that use Office 365 in their organization to open Office documents using the Office desktop apps.

With this change you will have more Guest accounts in your directory than before. Make sure to inform your admins about it!

Updated feature: Branding of sharing emails in OneDrive for Business and SharePoint.

After this update goes into effect, mails generated by user sharing will adopt your organization's brand automatically when you setup your organization's branding using Azure AD.

In Azure AD, organizations with any paid license can currently upload a banner logo that will appear on the sign-in and access panel pages. The upload tool supports a maximum image height of 36 pixels and a maximum image width of 245 pixels.

Lastly, we are updating the look of external sharing mail templates to align with the design of other existing mail templates. We are also aligning our external sharing mail behavior with other sharing mail behavior by sending the mail from the sender's Exchange Online mailbox (if available).

More branding capabilities coming your way. A long requested feature. Also the external sharing options have matured, for more info contact us!



# Portiva Update Office 365

## SharePoint Online updates

Updated feature: Page Metadata and Content Filtering in SharePoint.

In SharePoint, your users can now access a page details panel on the page itself to edit metadata properties, as well as utilize the page properties web part to surface metadata to readers. Moreover, they will also be able to filter by metadata in the news and highlighted content web parts.

New Weather web part and improvements to the Image web part in SharePoint.

In order to enhance the SharePoint page authoring experience, we are introducing a new "Weather" web part and updating the existing "Image" web part. These features will begin rolling out soon to Targeted Release customers in June and the update will be available worldwide by the end of July.

Updated feature: List and Document Library web parts in SharePoint Online.

You and your users will notice improvements to the List and Document Library web parts including: drag and drop upload, support for column formatting, pinning, tile view, nested grouping view, and open in client option. All existing list and document web parts will automatically reflect these new updates.

Updated feature: SharePoint Document Libraries.

We are aligning the behavior of creating new files in modern document libraries with the behavior of uploading files. When a new file is created (using Office Online) in a Document Library by clicking the New button and entering the required metadata, the file will no longer be checked out automatically to the user who created it. This allows other people to see the file even if required metadata has not been specified yet.

Consider providing your end-users and service desk with additional training.

A new native web part is coming. Make sure to check it out if you have a Targeted Release tenant!

Microsoft applies continues improvement in the process towards a complete modern UI.

The user experience behavior will change slightly. Make sure to inform end users and functional admins about this minor change!



# Portiva Update Office 365

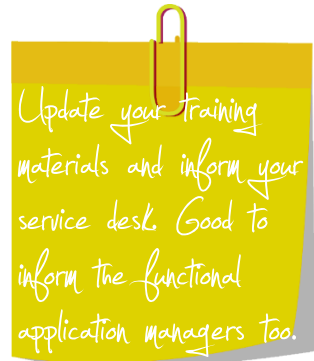
Updated feature: SharePoint Modern lists.

The following list templates now have modern UI support:

- Issue Tracking List
- Contacts List
- Custom List in Datasheet View

New and existing lists created using one of these templates will now appear in modern UI by default.

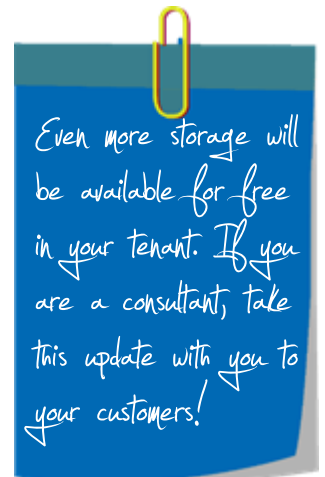
Additionally, modern UI now supports multi-line text field with the "Append Changes to Existing Text" setting enabled. Lists that contain this field type will no longer fall back to classic mode to accommodate these fields.



Updated feature: SharePoint Online storage allocation.

With this change, SharePoint Online per user license storage allocation will increase to 1 TB plus 10 GB per user license purchased (up from 1 TB plus .5 GB per user license purchased). Note this does not include SharePoint Online kiosk plans including Office 365 F1 and Microsoft 365 F1.

Once complete, you'll see this increased storage in your SharePoint Online admin center. If you are manually managing site collection storage limits those will not be changed, but you will have a larger tenant storage allocation to draw from.







# Portiva Update Office 365

## Security & Compliance updates

Updates to Advanced Threat Protection Safe Links.

We are updating Office 365 Advanced Threat Protection (ATP) safe links status/warning pages in Outlook and Outlook on the web and bringing the safe links original URL experience into Outlook on the web. These updates are intended to help users better identify potential URL-based malware and phishing threats. We've begun rolling out these changes and they will be available worldwide in June.

There is nothing you need to do to prepare for this change. New functionality coming your way, admins should be aware and be trained to mitigate if needed.

Changes to your Azure Information Protection configuration.

To help with the initial step in protecting your information, starting July 2018 all Azure Information Protection eligible tenants will have the protection features in Azure Information Protection turned on by default.

The protection features in Azure Information Protection were formerly known in Office 365 as Rights Management or Azure RMS. If your organization has an Office E3 service plan or a higher service plan you will now get a head start protecting information through Azure Information Protection when we roll out these features.

If you currently use AD RMS you need to opt-out for this change immediately. It is not a supported scenario and has unexpected results.

Plan for Change: Intune moving to TLS 1.2 for encryption.

Starting on October 31, 2018, Intune will move to just support TLS 1.2 to provide best-in-class encryption, to ensure our service is more secure by default, and to align with other Microsoft services such as Microsoft Office 365.

It is recommended to address weak TLS usage. Make sure your technical engineers have it on their plans!



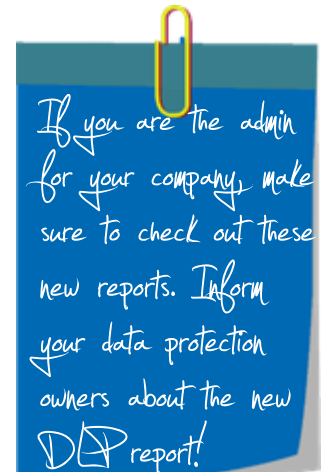
# Portiva Update Office 365

New feature: Improved Insights and Reports in Security and Compliance Center.

We are announcing the upcoming general availability of smart reports and insights in the Office 365 Security and Compliance Center. The Office 365 SCC already gives you access to rich trend reports, real time reports and report detail views. With this new release, we are adding cloud powered reports and other dashboards that will help identify, prioritize and highlight problem areas that we recommend you pay attention to. These insights also recommend customized actions and remediations you can take to keep your organization safe.

Two new reports included in this update are:

- Threat Protection Status trending report: a single view with drill downs into malicious and phishing emails identified within your organization.
- Data Loss Prevention (DLP) incident report: report showing the identification of document or email policy violation events.



Alert policies in the Office 365 Security and Compliance Center.

With this update you can use the new alert policy and alert dashboard tools in the Office 365 Security & Compliance Center to create alert policies and view the alerts that are generated when users perform activities that match the conditions of an alert policy.

As part of this change, 3 default system alert policies will be visible for your organization:

- Elevation of Exchange admin privilege
- Creation of forwarding/redirect rules
- Messages have been delayed

If you wish to disable these new policies for your organization, you can do so by turning off alert policies in the Security and Compliance Center.

If your organization has enabled Threat intelligence or Advanced Compliance add-ons with your E1/E3 subscriptions, the experience of alert policies will remain the same.

