

Neon[®] pR

pH / ORP measurement

Single channel water monitoring instrument

Neon[®] is a leading edge measuring and control instrument. Its range of functions can be tailored according to customers' applications. The entry level version contains inputs for measurements and temperature, one digital input and an alarm relay.

Various add-ons are available to expand the functionality as well as wall mounted or panel mounted housing. Neon's[®] water measurement process can be controlled at any time, from any place, on any device via Kuntze's Cloud Connect[®] service. All Kuntze products are Made in Germany.



Applications



Process Water



Disinfection



Drinking Water



Food & Beverage



Waste Water
Treatment



Pool & Spa

Neon® pR

Technical data

Measuring range

pH-value	-2.00.. +16.00 pH
ORP	-1500.. +1500 mV

Input characteristic

Temperature measuring range	-30.0 °.. +140.0 °C (-22.0 °.. 284.0 °F)
Temperature compensation	Nonlinear (pH)
Digital input	1 as controller stop by external contact, option: 2nd as controller stop or flow measurement for volume based dosing

Output characteristics

Alarm relay	1 potential-free N/O contact, max. 250 V, 6 A, 550 VA (invertable)
Output signal	Option: 2 x 0/4 .. 20 mA (scaleable, galvanically isolated)
	Load max. 500 Ohm
	Registration range scaleable within the measuring range
Voltage output	+/- 6 VDC for impedance converter
Storage media	SD card up to 1 GB - Industry standard
Serial interface	Option RS 485 Modbus RTU
	Baud rate 19200 bps
	Data format 8 bit

Power supply

Line voltage	85.. 265 V AC, +6/-10 %, 50.. 60 Hz; option: 24 V DC
Power consumption	10 VA

Process conditions

Temperature	Storage -20 °.. +65 °C (-4 °..+149 °F)
	Operation 0 .. +50 °C (32 °.. 122 °F)
Humidity	max. 90 % rH at 40 °C (non-condensing)
Protection class	Wall mounted IP 65
	Panel mounted IP 54 (front), IP 30 (housing)

Controller

Control response	Option: on / off controller (adjustable hysteresis) P / PI / PID controller (pulse-pause, pulse-frequency or continuous output) servo motor control
Relay	2 relays, each with a potential-free N/O contact, max. 250 V, 6 A, 550 VA
Start delay	0.. 200 sec until controller active
Controller stop	Digital input

Proportion to volum

Control mode	Option: volumed based by flow measurement
Flow measurement	Impuls measurement NPN (by digital input 2)
Flow measurement	Engine speed 0.030.. 9.999 l/Imp
Relay 1	Potential-free N/O contact, max. 250 V, 6 A, 550 VA (pulse-pause, pulse-frequency)
Relay 2	Activating circulation pum

Certificates and approval

CE-Symbol

The product meets the requirements of the harmonized European standards and complies with the legal requirements of the EC directives EN 61000 6-1 (3) EN 61000 6-2 (4) EN 61326-1

EMC

Design configuration

Material

ABS

Dimensions

Panel mounted housing 138 x 138 x 83 mm (max. wall thickness: 5 mm)

Wall mounted housing 144 x 144 x 156 mm

Mounting dimension

Panel mounted housing 138 x 138 x 42 mm

Weight

0.6 kg (wall mounted housing: 1 kg)

Connection

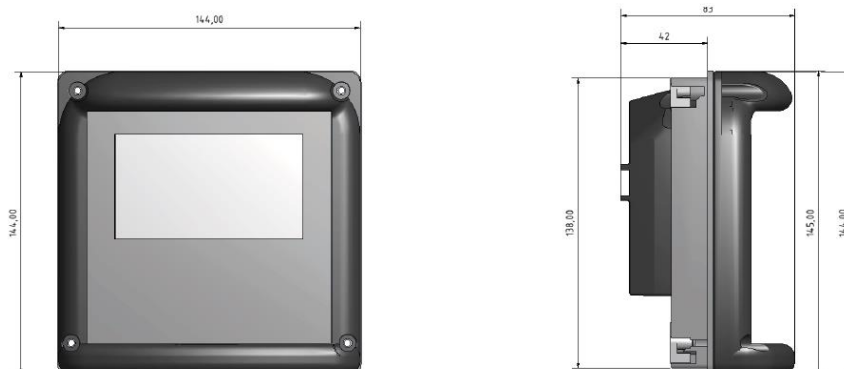
Cable inlet 2 x M16, 2 x M12 + optional: 2 x M12 and 1 x M25

Plug-in terminal rigid / flexible 0.2 - 2.5 mm² / 0.2 - 2.5 mm²

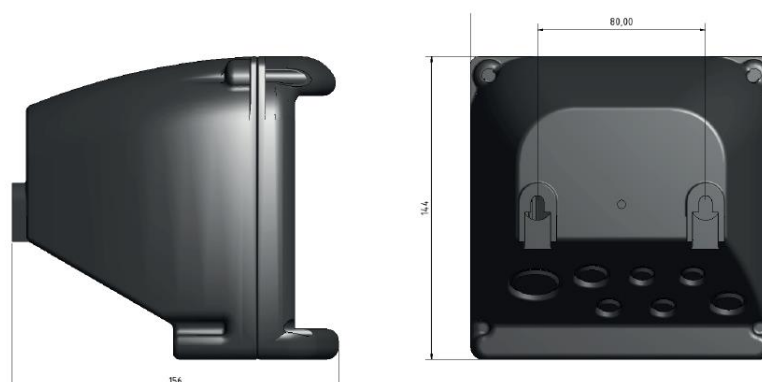
Measurement rigid / flexible 0.2 - 1 mm² / 0.2 - 1.5 mm²

Mechanical drawing

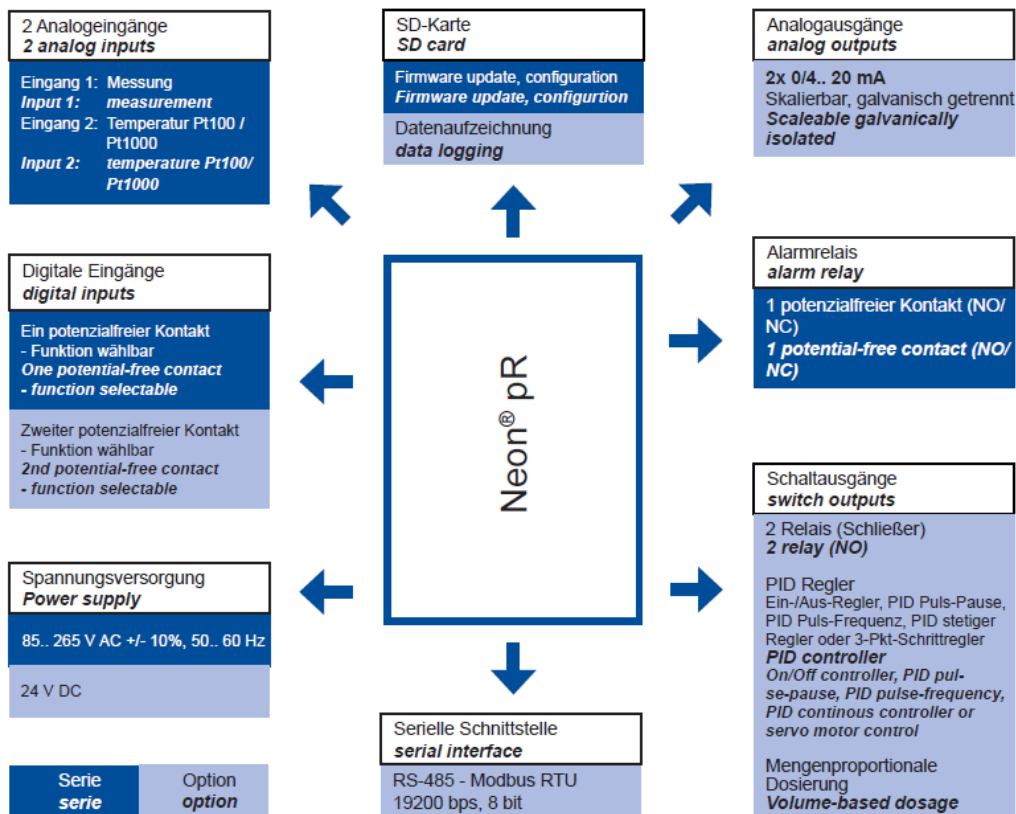
Neon® panel mounted



Neon® wall mounted



Interface diagram



Kuntze Instruments GmbH
 Robert-Bosch-Str. 7a
 40688 Meerbusch
 Germany

+49 2150 70660
 info@kuntze.com
 www.kuntze.com