

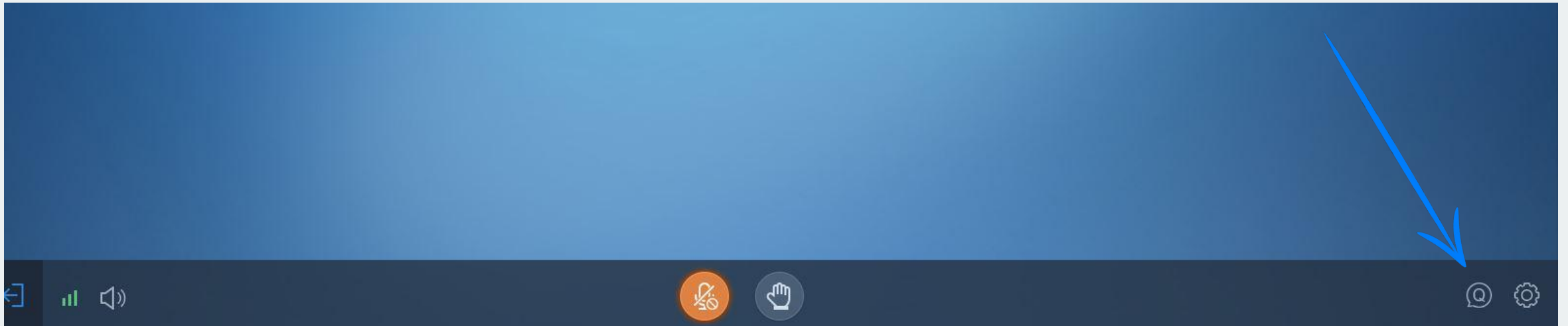


Let's Build a Strong Partnership

Presented by:
Joe Shanahan

**During the webinar please use the Q&A feature
located in bottom right corner of your screen!**

**We will answer the questions at the end of the presentation
Thank you!**



We Are VoIP Supply

Reseller Benefits



Since 2002 VoIP Supply has delivered unparalleled service and expertise to over 125,000 customers worldwide.

VoIP Rental Program

our Device as a Service (DaaS) rental program gives your customers the widest variety of VoIP Products for a low monthly payment!

Hardware & Provisioning

featuring over 60 manufacturers that offer over 16,000 products and the ability to provision for you!

CloudSpan MarketPlace

a single place to shop various VoIP service providers - build up your MRR and receive discounts on hardware selling through VoIP Supply

Fulfillment

provisioning and professional services from multiple warehouse locations in North America; providing real-time access to manage your projects from order through delivery

Refresh & Reclaim

offering certified reconditioned devices at a fraction of the cost plus offering an outlet for selling off used and excess VoIP equipment



Why Join the Fanvil Reseller Program Through VoIP Supply?

- Have access to Fanvil's latest promotion offers and new products
- Receive official support from the most experienced technical support team
- Professional training on Fanvil products
- For products sold by unauthorized online resellers, Fanvil will not recognize or offer any after-sales support

<https://www.voipsupply.com/fanvil-reseller-program>

Company Presentation

VoIP Communication Expert

Oct. 2019



About Fanvil

1

VoIP Communication Expert

Founded in 2002, HQ in Shenzhen, China. Global presence since 2012, About 200 employees,

2

Core Competency

Hardware SIP End Points, Leading OEM phone manufacturer

- Many have seen or touched out products
- Desk Phones, Paging Adapters, Hospitality, Video door phone, Intercoms

3

Exceeding Customer & Partner Expectations

- Key Redirection and Provisioning services: Self and 3rd Party
- Large screen, Contact Center, Android Video phones, Harmon speakers, Opus
- Two year warranty

4

Business and Technical Support

- Sample and production sales through distribution partners
- Local presence in Americas

PRODUCT PORTFOLIO



Solution Spectrum: IP Communication and Security

1

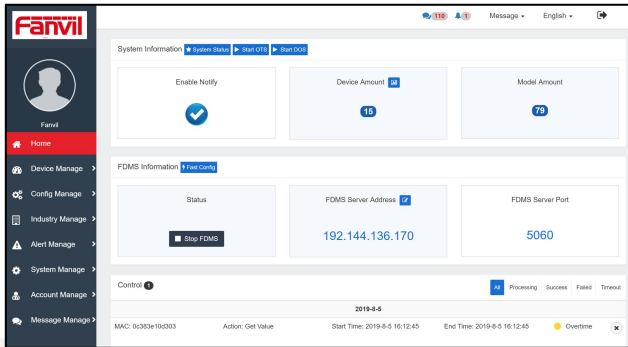
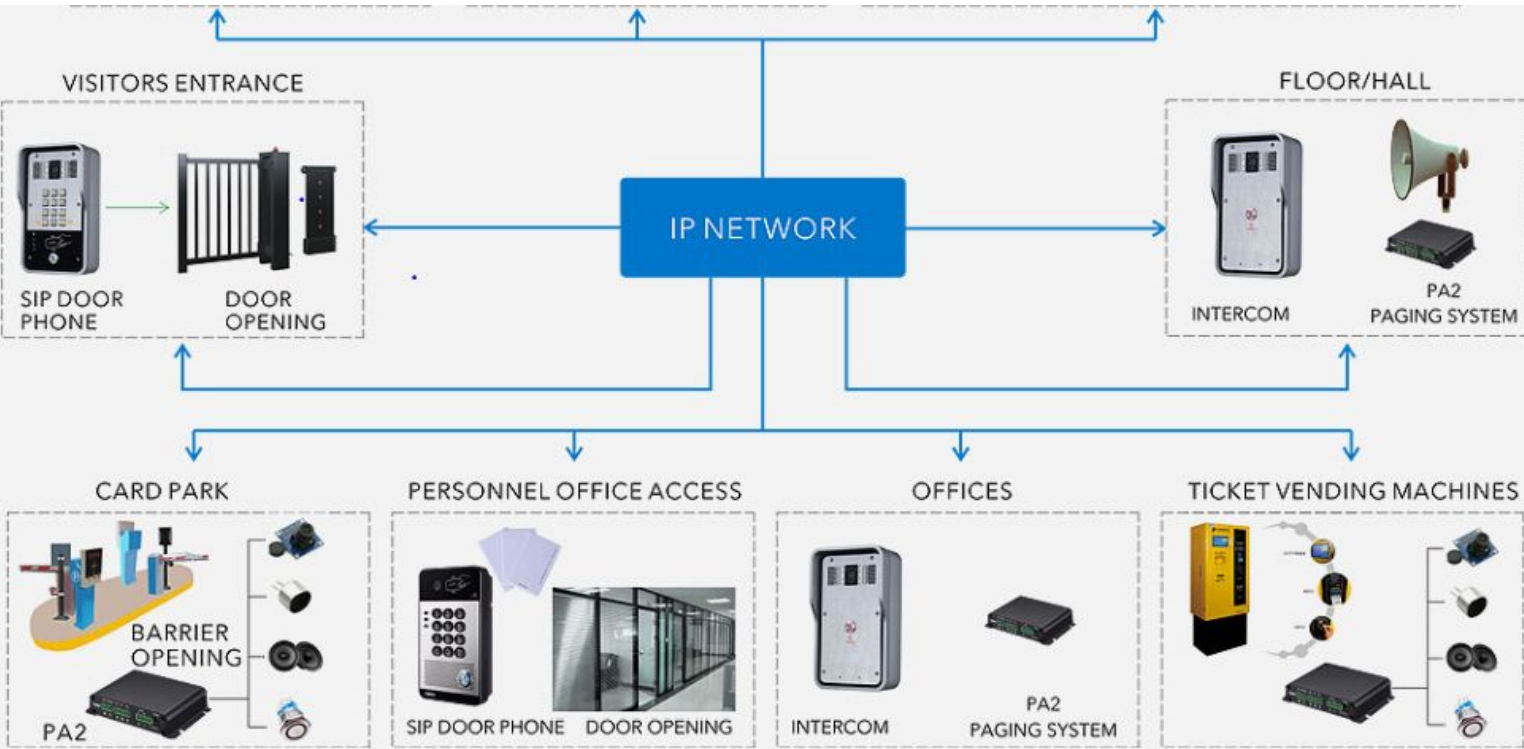


2



Hospitality

3



FDMS/FDPS
+ Auto Provision & Redirection
+ Remote Management/Edit

M

Access, emergency and assistance intercom, counter intercom, intercommunication, access control

SOLUTION MANAGEMENT



Device Redirection Service

- + Required for “Out of the Box” deployment
- + Configure to custom Configuration Service
 - ++ SIP Account SetUp
 - ++ Custom Key(s) & firmware

FDPS

Device Provisioning Service

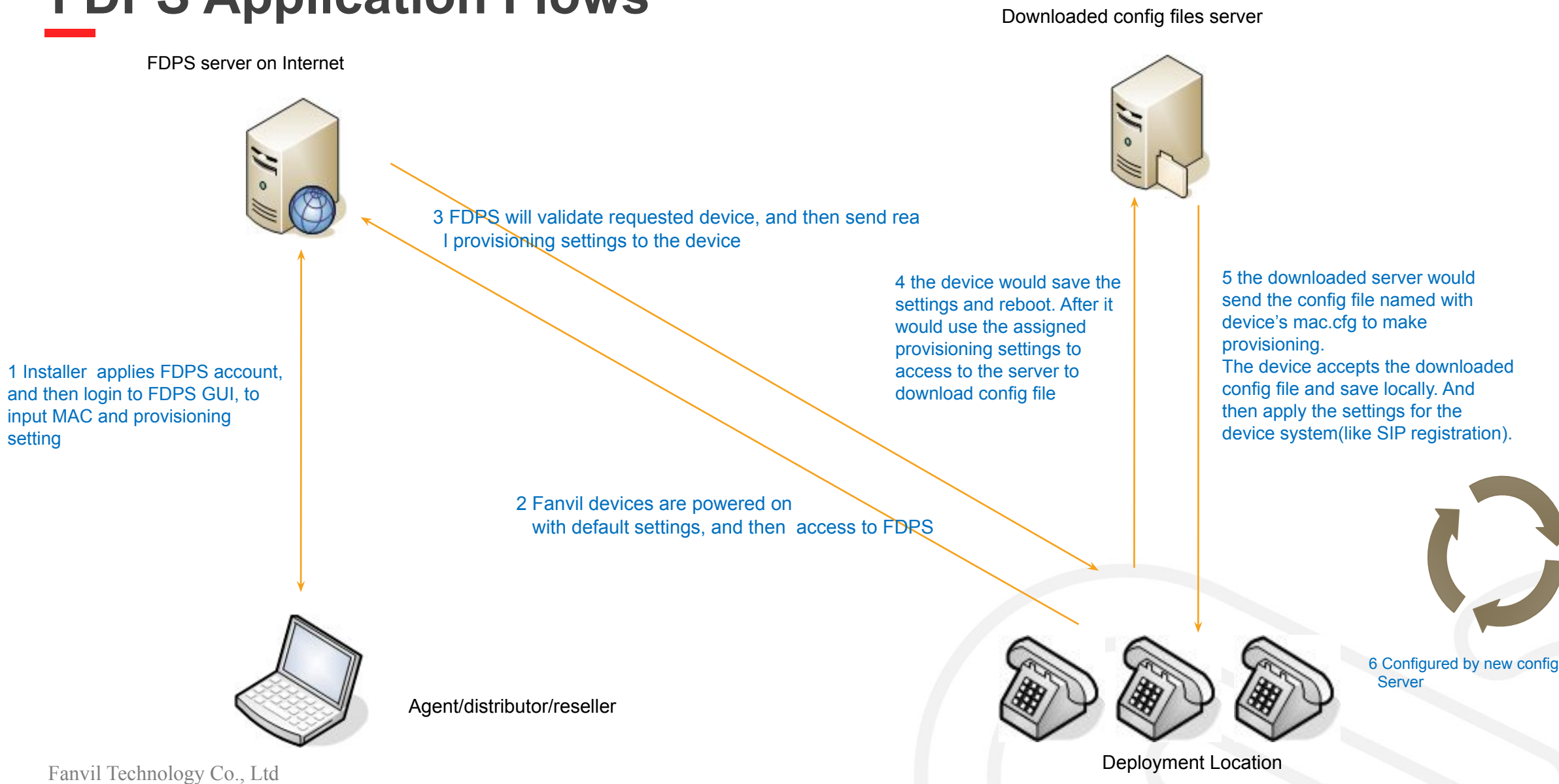
Manage Moves/Adds/Changes

- + Fanvil Phones and Intercoms
- + Three Vehicles
 - ++ FDMS (Fanvil)
 - ++ On Prem/Hosted PBX
 - ++ Third Party Provisioning

FDMS

Device Management Service

FDPS Application Flows



FDPS GUI(Graphical User Interface)

The screenshot displays the FDPS GUI (Fanvil) interface. The top navigation bar features the Fanvil logo, a user profile 'welcome frank', and a power button. Below this is a horizontal menu with icons for INFO, ACCOUNT, DEVICE, GROUP, and LOG. The main content area is divided into four sections:

- Summary**: A table showing system statistics.
- Account Info**: A form for user details.
- Information Settings**: A form for user settings.
- Modify Password**: A form for password management.


Summary	
Total User	0
Total Groups	1
Total Devices	0



Account Info	
Account	frank
Phone	
Mobile	
Address	
E-mail	
Create Time	2018-05-25 15:18:34


Information Settings	
Phone	<input type="text"/>


Modify Password	
Current Password	<input type="text"/>


FDPS Setting Up Groups/Departments/Companies





 welcome
TommyIfanvil 


 INFO


 ACCOUNT



 DEVICE

 GROUP

 LOG

 Add

 Delete

<input type="checkbox"/>	Index	GroupName	DHCP Option	Enable PnP	Enable TR069	Update Mode	Save Auto Provision	Create Time	Devices	Edit
<input type="checkbox"/>	1	Test	Option 66	YES	NO	Disabled	NO	2019-10-07 09:32:33		


First Previous Next Last

FDPS via RPS (PBX Engine)

FDPS server on Internet



1 Installer applies FDPS account, and then login to FDPS GUI, to input MAC and provisioning setting



3 FDPS will validate requested device, and then send real provisioning settings to the device

2 Fanvil devices are powered on with default settings, and then access to FDPS

Simple PBX API
+ Add/Del Manage MAC data
+ Add/Del Provision settings

Downloaded config files server



4 the device would save the settings and reboot. After it would use the assigned provisioning settings to access to the server to download config file

5 the downloaded server would send the config file named with device's mac.cfg to make provisioning. The device accepts the downloaded config file and save locally. And then apply the settings for the device system (like SIP registration).



6 Configured by new config Server



Deployment Location

Device Redirection Service

- + Required for “Out of the Box” deployment
- + Configure to custom Configuration Service
 - ++ SIP Account SetUp
 - ++ Custom Key(s) & firmware

FDPS

Device Provisioning Service

Manage Moves/Adds/Changes

- + Fanvil Phones and Intercoms
- + Three Vehicles
 - ++ FDMS (Fanvil)
 - ++ On Premise/Hosted PBX
 - ++ Third Party Provisioning

FDMS

Device Management Service

FDMS

FDMS(Fanvil Devices Management Service), provides remote devices management service via TR069.

Manage devices through LAN or WAN to access.

FDMS can support configuration, deployment and firmware upgrade capabilities. Providing centralized platform to make real time monitoring, and management of devices.



Reboot
devices



Monitor



Debug



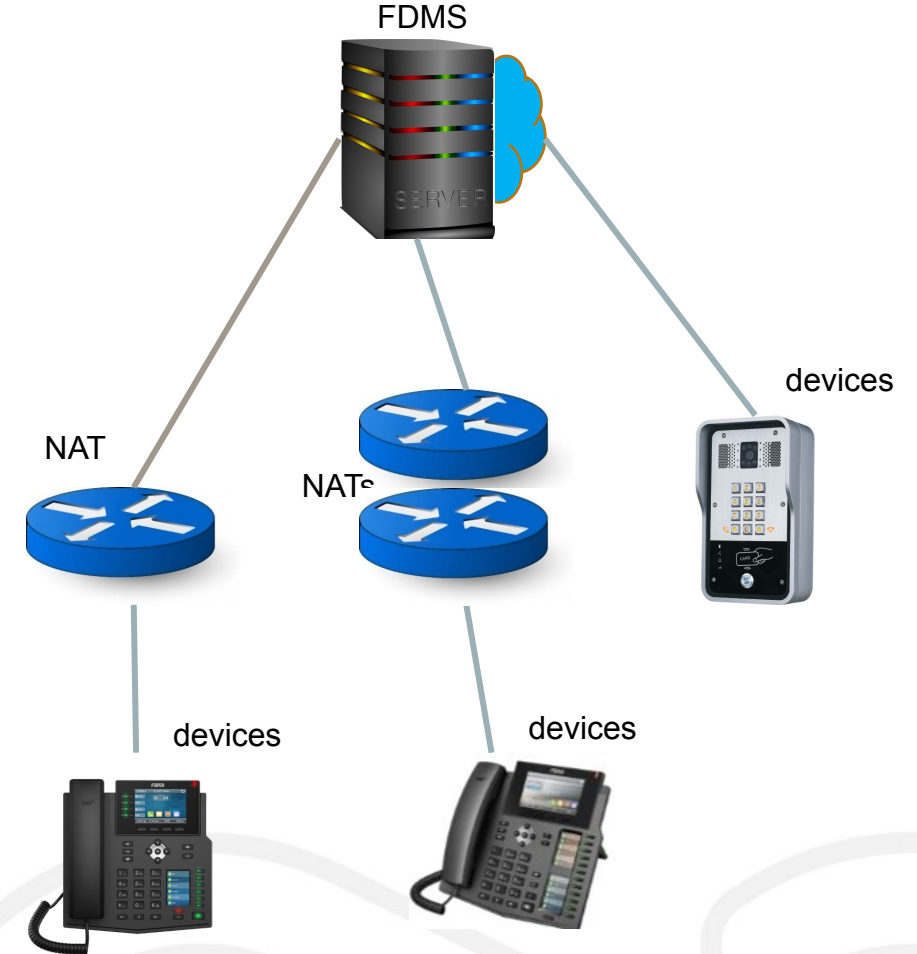
Upgrade
devices



Configure



Deploy
devices



Device Management Alternatives

1. FDMS(Fanvil Devices Management Service),



2. PBX Management GUI



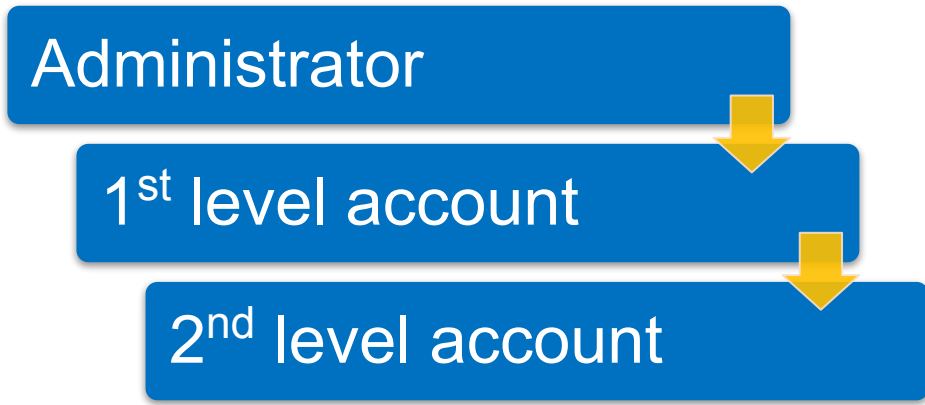
3. Third Party:



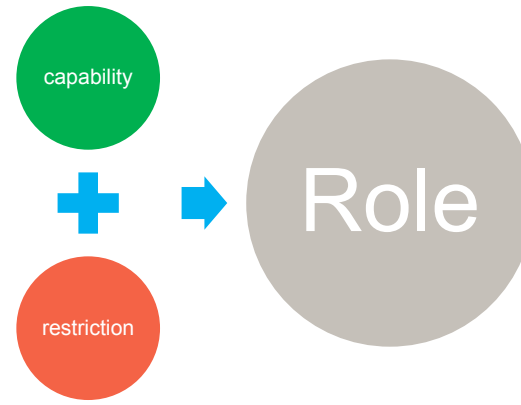
4. Custom Configuration Server

FDMS Accounts

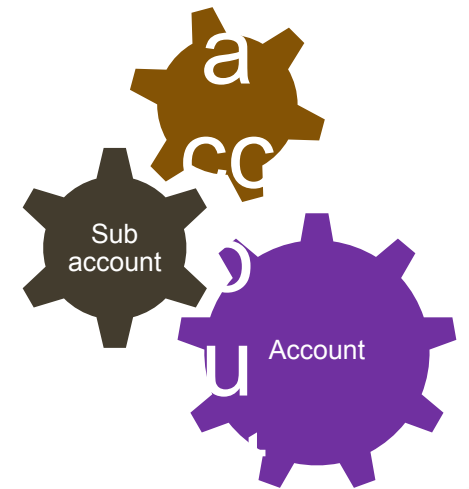
Account management



Multi level account management



Capability management
for Roles



Account relationship

FDMS Role Management at Sub Accounts

Fanvil

Home

Device Manage >

Config Manage >

Industry Manage >

Alert Manage >

System Manage >

Account Manage >

Account Management

Sub Account List

Role Management

Message Manage >

0

0

Message

English

TommyIfanvil

Add Role / Add Role

Add Role

Role Name*

Feature List

☐ All

☐ Device Basic Operate

☐ Private Provision Operate

☐ Overdue Data Clean

☐ Address Operate

☐ User Card Operate

☐ Account Operate

☐ Remind Dialog

☐ Device Config Operate

☐ Table Display Setting

☐ File Management

☐ Groups

☐ User Operate

☐ Role Management

☐ Device Test

☐ Alert Notify Setting

☐ Fault

☐ Alert

☐ Egs Log Operate

☐ Notification

☐ Provision Template Oper...

☐ Card Relate Operate

☐ Rule Management

☐ Admin Card Operate

☐ Log Operate

☐ Feedback

Cancel

Sure

FDMS Features



Alarm Notification of failures

- Email, Web, SMS(optional)

Device and System Logs

- Phone, Door access

Door Management Monitoring and Access Control

- Add/Delete RFID Access Cards

Others

- Video Preview from Cameras
- Network Phone/Contact Information director access

FDMS Group GUI

Fanvil

Home

Device Manage

Device

Area Device

Groups

Config Manage

Industry Manage

Alert Manage

System Manage

Account Manage

Message Manage

0

0

Message

English

TommyIfanvil

Groups 0

Group

+ Add

Edit

Delete

Reboot

Factory Reset

Delete

Upgrade

Provision

Reprovision

Download Devices

Make Rule

Search

<input type="checkbox"/>	Online	Model	Name	SIP	MAC	IP	Version	Vendor
No Data								
First Previous Next Last								

FDMS Provision GUI for X6U

Fanvil

Home

Device Manage >

Config Manage ▾

Provision

Model Management

Address Management

Rule Management

Industry Manage >

Alert Manage >

System Manage >

Account Manage >

Message Manage >

0

0

Message ▾

English ▾

TommyIfanvil

Provision Template List / Add Provision Template

Add Provision Template

Model

X6U

Provision Template Name

SIP

SIP2

SIP3

SIP4

SIP5

SIP6

SIP7

SIP8

SIP9

SIP10

SIP11

SIP12

SIP13

SIP14

SIP15

SIP16

SIP17

SIP18

SIP19

SIP20

TR069

Network

Time

Dial Plan

Features

☒Enable Sip Register

☐

☒Register Server Address

☒Register Server Port

5060

☒Proxy Server Address

☒Proxy Server Port

5060

☒BLF

Fanvil Technology Co., Ltd

FDMS Security

Account management

- HTTPS connection
- Password encryption
- Retry times restriction

Devices access

- Devices Identification
- HTTPS connection

FDPS/FMDS DISCOVERY



- Send and Email to sales@fanvil.com or support@fanvil.com
 - Identify your role, company role, purpose and product(s)
 - Email domain must be corporate address (no: gmail/yahoo)
- Cost: FREE
- For FDMS test drive: Fanvil will establish a cloud account for evaluation before sending you the download file for production deployment

Tommy Lee, San Ramon, CA
VP Sales – N. America

T: (925)315-8950 tommy.lee@Fanvil.com
sales@Fanvil.com

Tech Support: support@Fanvil.com
Data Sheets: <http://www.fanvil.com/Support/download.html>

Become a Partner <http://www.fanvil.com/Partners/become.html>

THANKS



Fanvil Technology Co., Ltd

Add: 4F, Block A, Building 1#, GaoXinQi Hi-Tech Park
(Phase-II), 67th District, Bao'An, Shenzhen, China
Tel: +86-755-2640-2199 Fax: +86-755-2640-2618
Email: sales@fanvil.com www.fanvil.com

We Are VoIP Supply

Join Our Team



Q&A



Joe Shanahan
Senior VoIP Consultant
(716) 867-6555
JShanahan@VoIPSupply.com

