



# A Sneak Peek at Fanvil's New XS/XU Series IP Phones

*Presented by*  
Tommy Lee, Fanvil

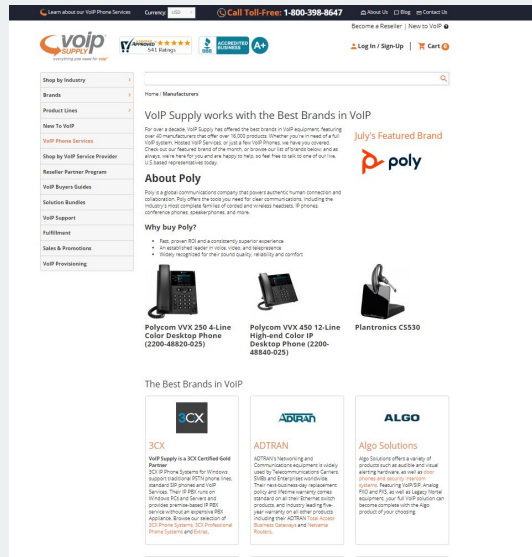
*Presented by*  
Hazel Rutkowski,  
VoIP Supply

We Are VoIP Supply



# Who is VoIP Supply

Since 2002 VoIP Supply has delivered unparalleled service and expertise to over 125,000 customers worldwide. The team behind VoIP Fulfillment by VoIP Supply has been providing provisioning and fulfillment to VoIP Service Providers since the industry's beginning.



## Product Catalog

Over 5,000 products from over 60 of the industry's leading manufacturers

## We are More than just a Website!

Best Places to Work in Western New York  
500/5000 Company

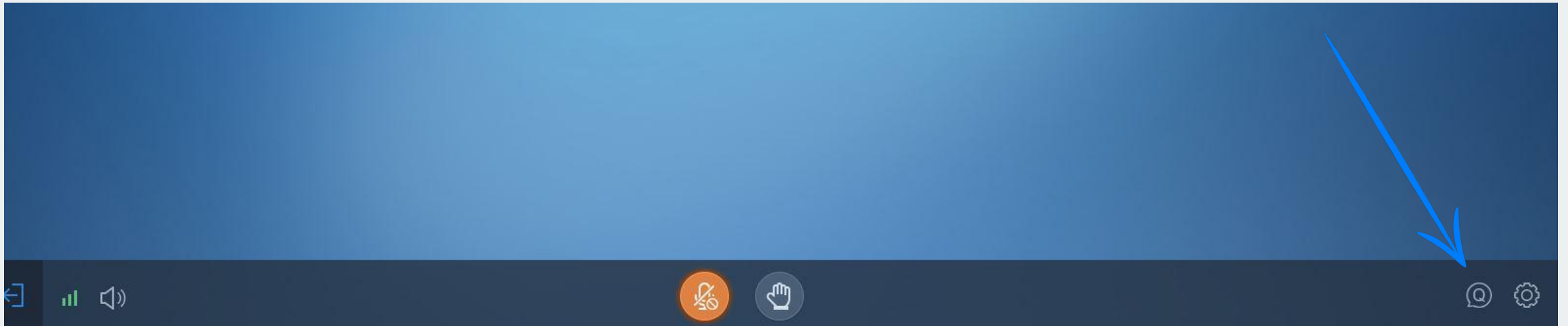
Buffalo Niagara Business Ethics Award Nominee

## VoIP Experts

Our experts have over **ten** years of experience

**During the webinar please use the Q&A feature  
located in bottom right corner of your screen!**

**We will answer the questions at the end of the presentation  
Thank you!**



# Fulfillment & Provisioning



By taking advantage of VoIP Supply's **custom portal** and **API**, you have real-time access to your projects fulfillment progress and delivery. With the ability to manage your business from any web-enabled device you will always ensure your project is on track, and expectations are being exceeded.



Utilizing VoIP Supply's Provisioning and Professional services allows you to take complete control in providing the perfect solution to your customer without the **time constraints**, and **financial burden** of completing these tasks in house.

## Rental Program

We can confidently say that we have the best hardware rental program in the industry. Our Device as a Service (DaaS) rental program gives your customers the widest variety of VoIP Products for a low monthly payment!



### Benefits:

---

- Fast & easy to apply - One-page application
- Approved within days
- Wide variety of VoIP products (phones, conference phones, PBX, and more)

If you are interested in joining the VoIP Supply DaaS Rental Program please email Don Stefanie [dons@voipsupply.com](mailto:dons@voipsupply.com) and request the form!

<https://www.voipsupply.com/vs-rental-program>

We Are VoIP Supply

## Become an Agent Today



*Are you struggling to be competitive in the marketplace?*

VoIP Supply has partnered up with some of the top service providers to offer you a program you won't be able to find anywhere else!

Here are just a few key features:

- Earn High Residuals
- Equipment Discounts
- Expert Extended Sales Team - Combined experience of 50+ years

*By partnering with us, you will be able to grow your business and strengthen your position in the marketplace.*

**broadvoice**<sup>®</sup>

**nextiva**  
SIMPLIFYING BUSINESS COMMUNICATION

 **PanTerra**

SIMPLE VOICE INFRASTRUCTURE  
**SYSTEM**


**SANG** **MA**

  
**digium**<sup>®</sup>  
A SANGOMA COMPANY

# Agenda


---

- 1 **Characteristics**
- 2 **Specification Upgrade**
- 1 **Highlight Functions**



## **Fanvil XS series**

Fanvil X3S/SG new version  
Fanvil X3U new version




## **Fanvil XU series**

Fanvil X3U/ X4U/ X5U/ X6U

**01**

# **Characteristics**





# XS/XU Series Characteristics

Fanvil

Fanvil




## International standard SIP protocol

Compatible with the standard SIP (RFC3261) protocol, it can access the mainstream IPPBX/IMS platform.



## HD voice

Support G.722 HD voice, realize high-quality call.



## OPUS

Efficient Opus coding



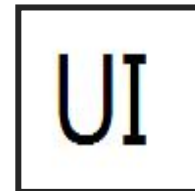
## Easy provision

Support FDPS(redirection) and FDMS(management), and qualified PBXs for easy provisioning.




## Next generation network

IPv6 settings are supported.




## High-end appearance design


High end aesthetic appearance design




**Fanvil X3U-X3S/X3G**



**Fanvil X4U-X4/X4G**



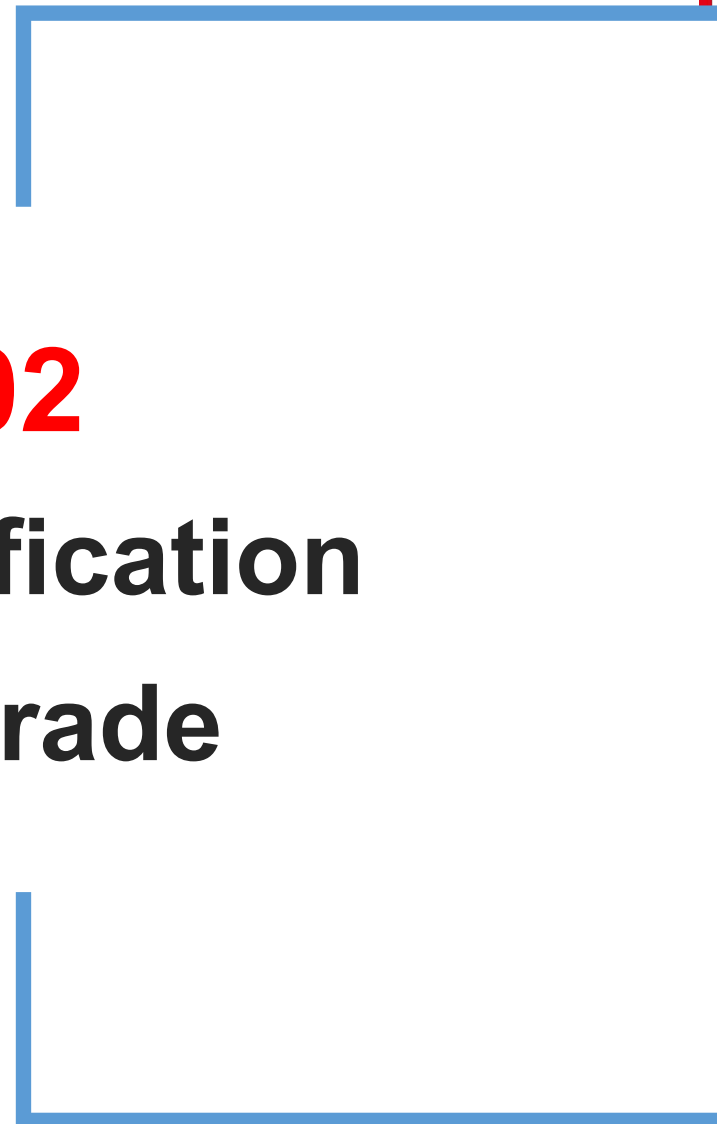
**Fanvil X5U-X5S**



**Fanvil X6U-X6**

**02**

# **Specification Upgrade**



# Specification Upgrade of XS series

Fanvil

XS series phones are optimized and upgraded from X series phone, including both software and hardware.



Fanvil X3S/SP  
new version



Fanvil X3SG  
new version

# Specification Upgrade of XU series



XU series phones are optimized and upgraded from X series phone, including both software and hardware.



Fanvil X3U



Fanvil X4U



Fanvil X5U



Fanvil X6U

# X3U (New Upgrade)



| Parameter / Model | X3U          | X3S/X3G         |
|-------------------|--------------|-----------------|
| SIP Lines         | 6            | 2               |
| Side Line keys    | 3            | x               |
| Phonebook         | 1000         | 500             |
| IPv6              | √            | x               |
| Opus              | √            | x               |
| PoE               | √            | x               |
| Network           | 10/100/1000M | 10/100M(/1000M) |

# X4U (New Upgrade)



| Parameter / Model | X4U                                  | X4/X4G         |
|-------------------|--------------------------------------|----------------|
| SIP Lines         | 12                                   | 6              |
| Side Line keys    | 3                                    | x              |
| DSS keys          | 30                                   | 30             |
| Phonebook         | 1000                                 | 500            |
| IPv6              | √                                    | x              |
| Opus              | √                                    | x              |
| USB               | Headset/Bluetooth dongle/WiFi dongle | x              |
| PoE               | √                                    | √              |
| network           | 10/100/1000M                         | 10/100(/1000M) |

# X5U (New Upgrade)



| Parameter / Model    | X5U  | X5S   |
|----------------------|--|---|
| Secondary Screen LCD | 2.4" color-screen(240x320 )<br>With 6 DSS keys | 64x192 dot matrix screen<br>With 8 DSS keys |
| SIP Lines            | 16   | 16  |
| Side Line keys       | 4  | x   |
| DSS keys             | 30   | 40  |
| IPv6                 | √  | √   |
| Opus                 | √  | x   |
| Bluetooth            | Built-in (BT2.1 + EDR)                         | USB BT                                      |
| Wi-Fi                | USB WiFi dongle                                | USB WiFi dongle                             |


# X6U (New Upgrade)




| Parameter / Model | X6U                    | X6        |
|-------------------|------------------------|-----------|
| SIP Lines         | 20                     | 20        |
| Side keys         | 5                      | x         |
| DSS Keys          | 60                     | 60        |
| IPv6              | √                      | √         |
| Opus              | √                      | √         |
| Bluetooth         | Built-in (BT2.1 + EDR) | USB BT    |
| Wi-Fi             | USB Wi-Fi              | USB Wi-Fi |
| Wall mounted      | √                      | x         |




## XU series- Replaceable LCD Panel(Your Logo)







**WIFI Connection**




**Bluetooth Headphone**




**Video Preview**



**Call Recording**



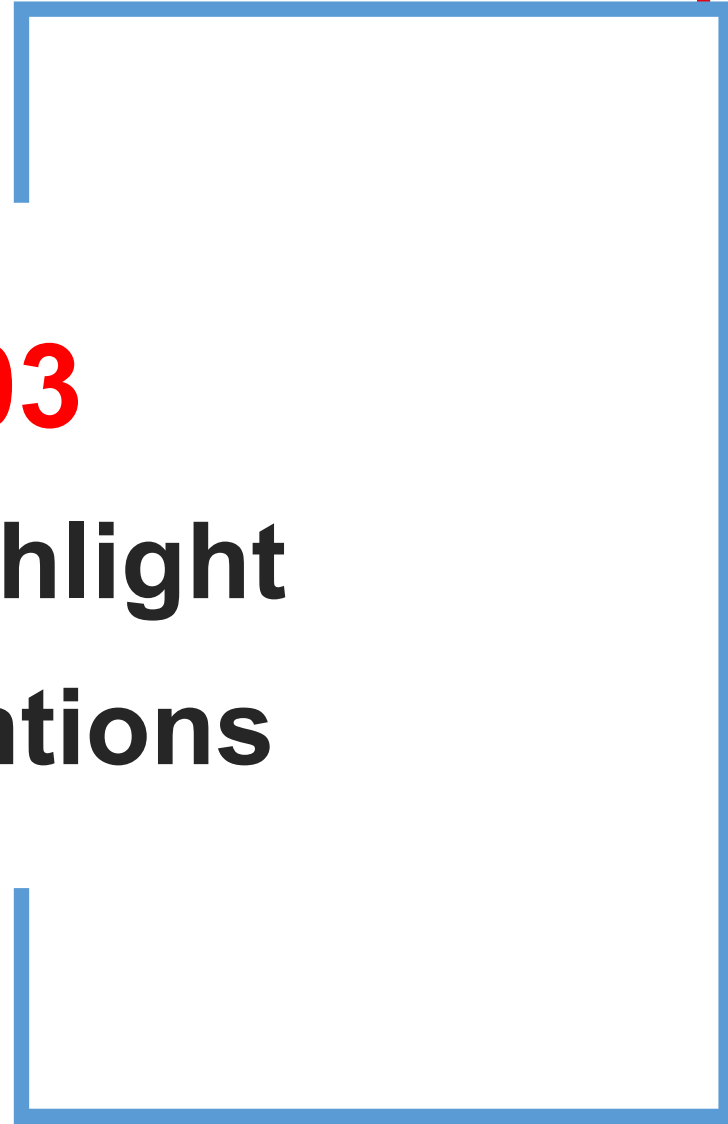
**SIP Hotspot**



**FDMS- Auto-provision**

**03**

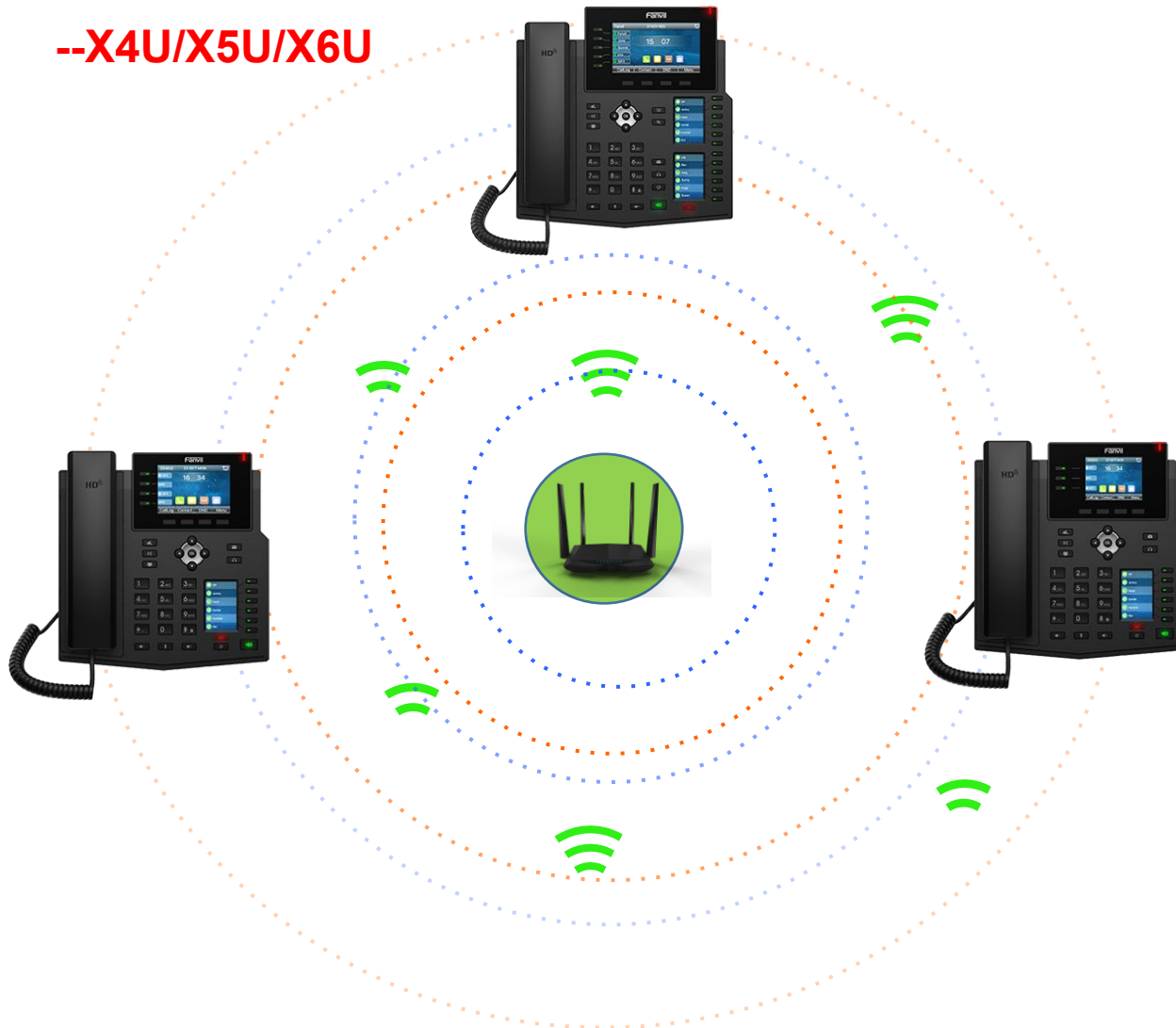
# Highlight Funtions



# Highlight Function- Wi-Fi and Bluetooth Connection

Fanvil

--X4U/X5U/X6U

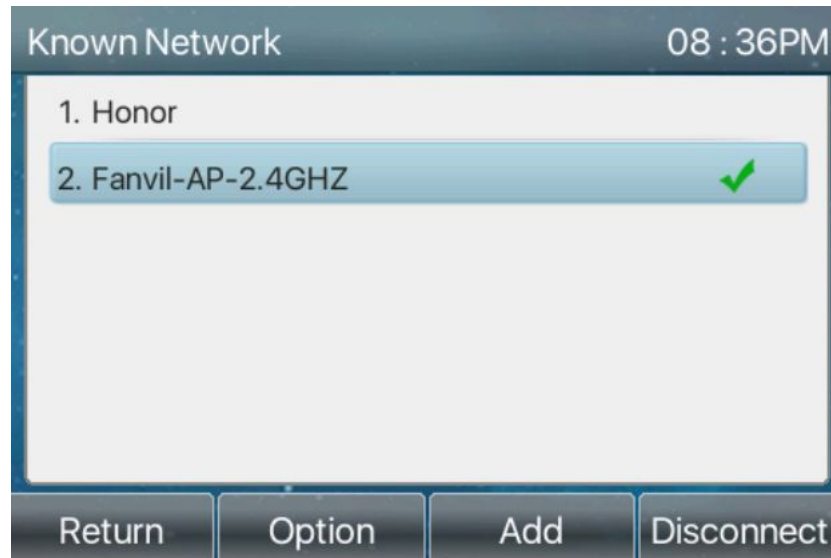
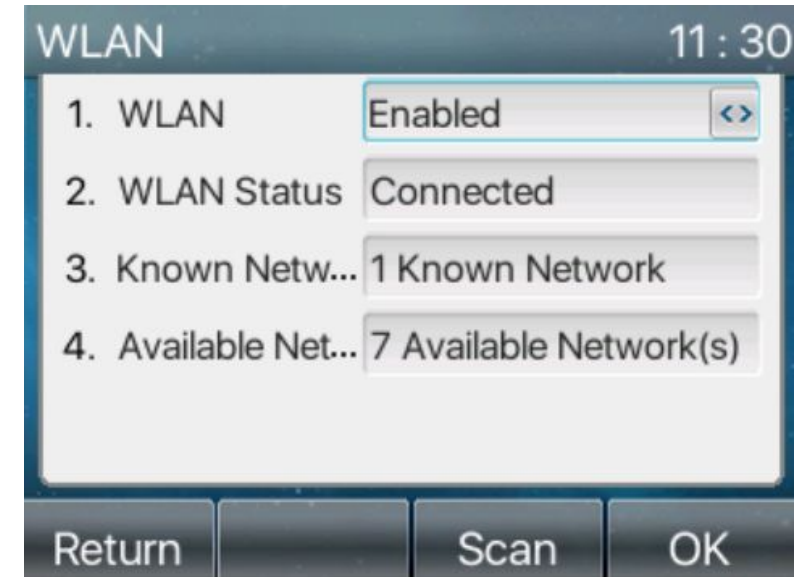


- Connect to the wireless local network.
- Suitable for wireless office or the network environment with no/poor wiring.

# Highlight Function- Wi-Fi and Bluetooth Connection

1

1. Plug the Wi-Fi adapter into the USB port of Fanvil phones.
2. Menu- Basic Setting- Wi-Fi.
3. Turn on Wireless Network.
4. Choose **Available Network**, click Scan.



2

1. Scan to show the Wi-Fi list.
2. Choose any Wi-Fi.
3. Fill in the password of wireless network for verification.
4. An icon will come up when the connection is successful.

## Highlight Function- Wi-Fi and Bluetooth Connection

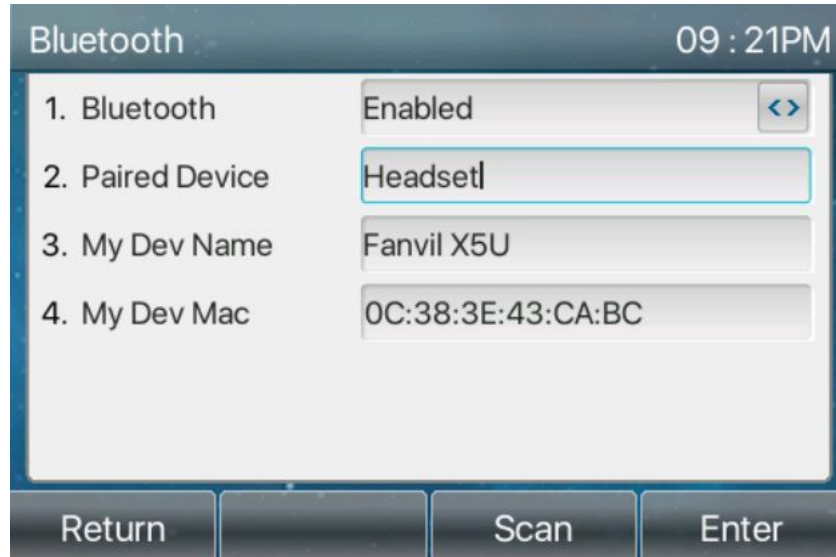
--X4U/X5U/X6U

Fanvil IP phone supports wireless Bluetooth headset, which can receive and make wireless calls, and is suitable for the flexible mobile office.



# Highlight Function- Wi-Fi and Bluetooth Connection

(Built-in Bluetooth for X5U/X6U)



1

1、Menu- Basic Setting- Bluetooth.

2、Turn on Bluetooth.

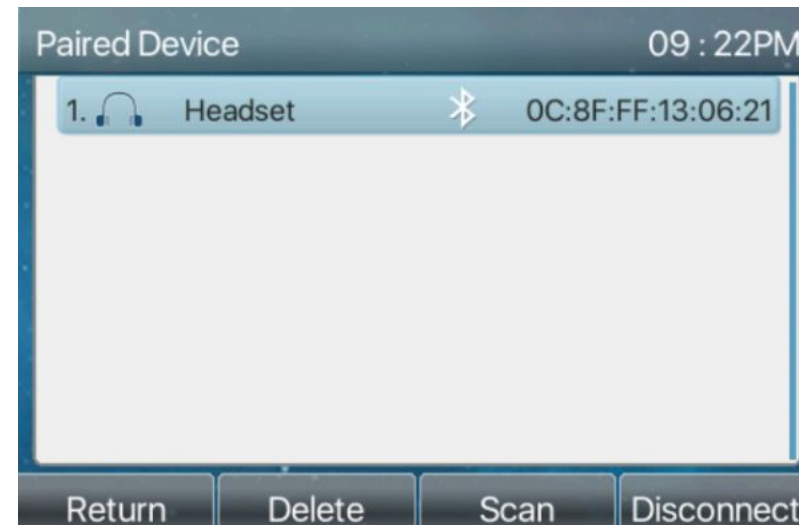
3、Choose Scan.

4、Connect to the scanned Bluetooth headset  
(Turn on the mode of Bluetooth headset ).

1、Successfully Connected.

2

2、Three main functions of Bluetooth  
headsets: call answer, hang up,  
Bluetooth redial.



# Highlight Function- Bluetooth External Line

Fanvil

Communicate in an easier way. Once connected, Fanvil IP phones can make sync calls with the mobile phone.



# Highlight Function- Video Preview

## --X6U

Integrate your smart phone to improve dialing and listening performance, and convenience.

- **Video**

- IP camera**

- Support IP camera and function keys to bind on LAN.
- Set the DSS keys with the URL of IP camera, which can support to play the video by one key (Switch between different LANs).

- **Support video decoding**

- Video Decoding Codec: H264
- Highest video decoding capability: VGA (VGA supports a maximum resolution of 640x480)
- Video Call Resolution: QCIF / CIF / VGA
- Video Frame Rate: 10~30fps



--X6U

## Action Plan

Action plan function is a certain behavior that the phone performs when a call is made. Currently Action Plan supports two types: Video and Multicast Conversion.

### □ Video

The rules of configuration number and RTSP URL.

The corresponding RTSP video will be displayed before/after making the call when the number of the other port conforms to the number rule.

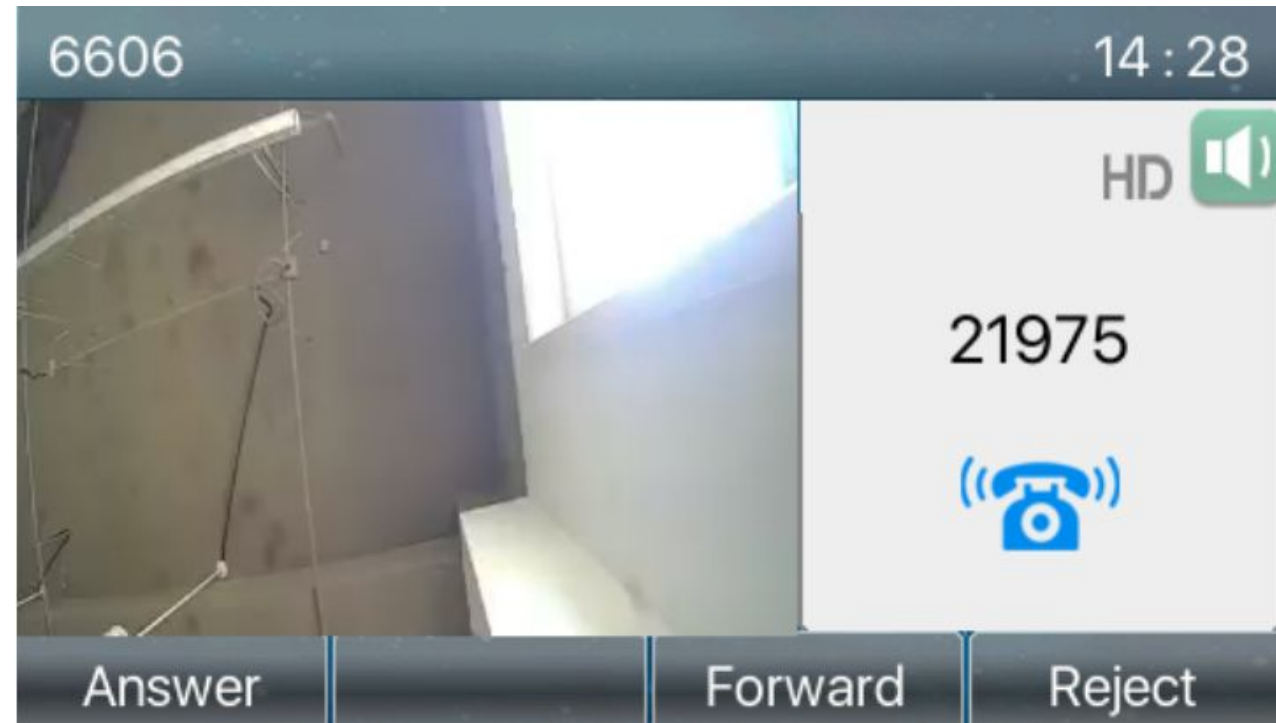
### □ Multicast Conversion

The rules of configuration number with multicast IP and port.

When the number of the other port conforms to the number rules, the call will be forwarded to the multicast address that has been set up after the call is made.

# Highlight Function- Video Preview

Fanvil IP Phones can call the RTSP URL of a camera to preview the image of the camera on the screen.


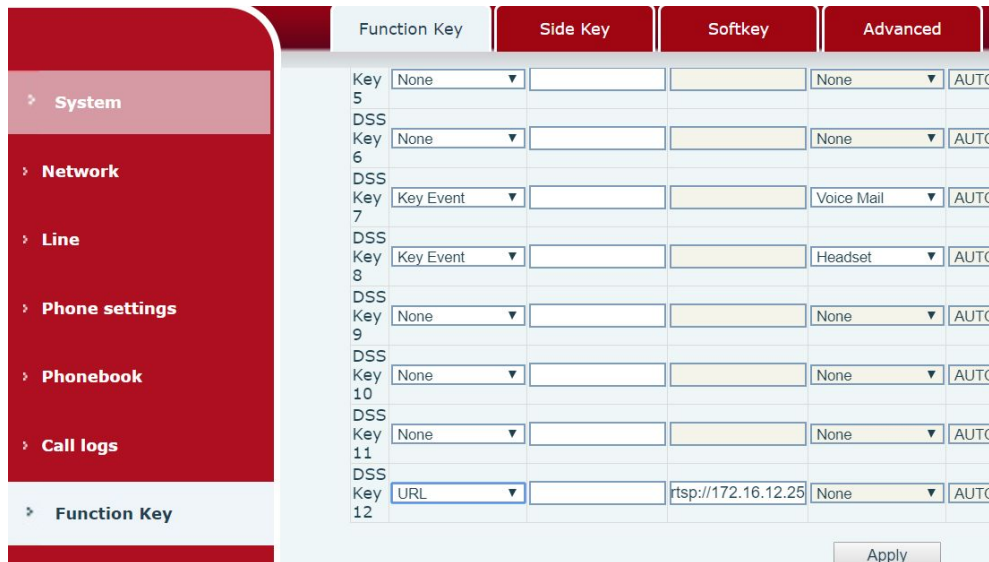


# Highlight Function- Video Preview

## Preview Video using DSSKEY

### Setup Method

- 1、Login to the web page of Fanvil IP phone.
- 2、Select Shortcuts
- 3、Set up a DSS key, for example, set up the DSS Key 12.
- 4、Select URL. Set the value to the RTSP URL of the camera, for example :  
rtsp://172.18.13.106/user=admin&password=tlJwpbo6&channel=1&stream=1.sdp?real\_  
stream



# Highlight Function- Video Preview

## SIP Preview

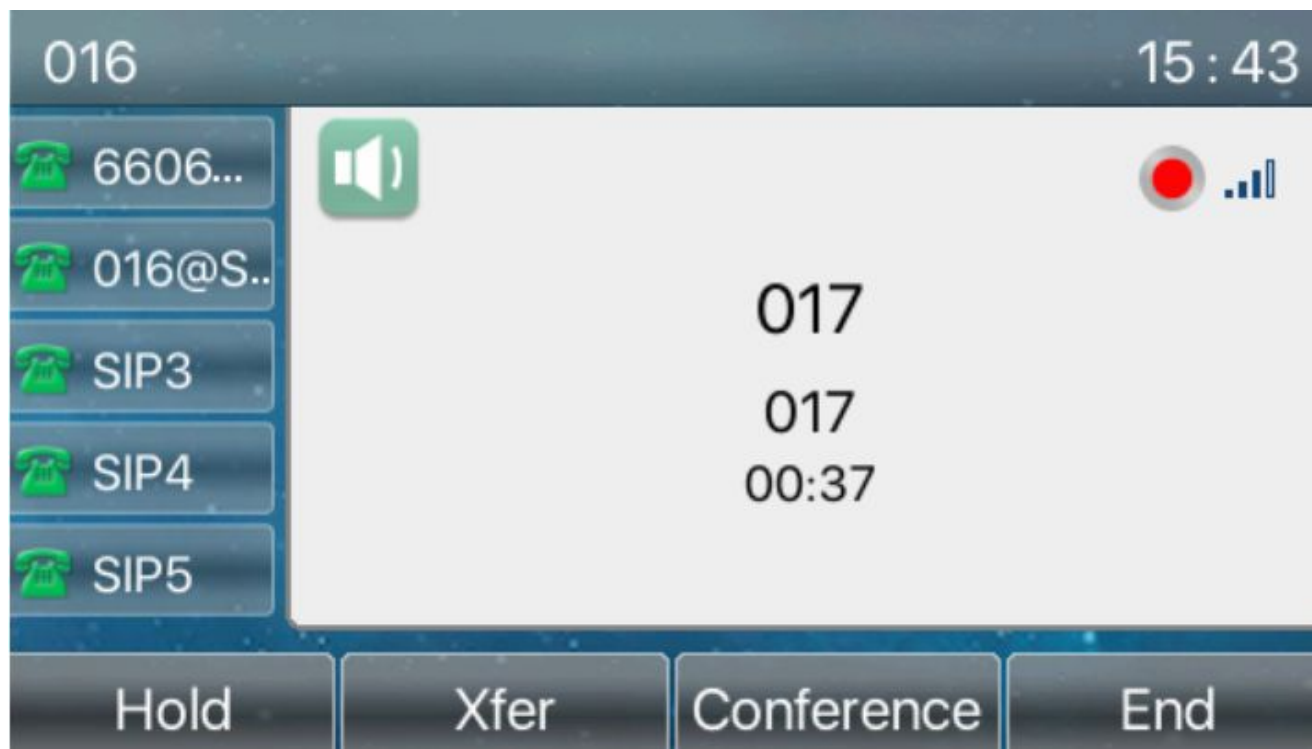
### Setup (Server support required):

1. Login to the web page of Fanvil IP phone.
2. Go to Line>SIP>Advanced Settings page, Enable Preview and set Preview Mode (Select based on the type of server support).
3. When there is a call, the phone will display the video before answering.

| SIP                      | SIP Hotspot                         | Dial Plan | Action Plan | Basic Settings                     | RTCP-XR                             |
|--------------------------|-------------------------------------|-----------|-------------|------------------------------------|-------------------------------------|
| Caller ID Header:        | PAI-RPID-F                          |           |             | Use 102 response for call waiting: | <input type="checkbox"/>            |
| Enable Feature Sync:     | <input type="checkbox"/>            |           |             | Enable SCA:                        | <input type="checkbox"/>            |
| CallPark Number:         |                                     |           |             | Server Expire:                     | <input checked="" type="checkbox"/> |
| TLS Version:             | TLS 1.0                             |           |             | uaCSTA Number:                     |                                     |
| Enable Preview:          | <input checked="" type="checkbox"/> |           |             | Preview Mode:                      | Preview2xx                          |
| Enable Click To Talk:    | <input type="checkbox"/>            |           |             | Enable ChangePort:                 | <input type="checkbox"/>            |
| VQ Name:                 |                                     |           |             | VQ Server:                         |                                     |
| VQ Server Port:          | 5060                                |           |             | VQ Http/Https server:              |                                     |
| Flash Mode:              | Normal                              |           |             | Flash Info Content-Type:           |                                     |
| Flash Info Content-Body: |                                     |           |             | PickUp Number:                     |                                     |

## Highlight Function- Call Recording

Fanvil IP Phone can record the dialogue, which can be saved in three ways including local, Network and Sip info recording.



# Highlight Function- Call Recording



## **Precondition:**

1. Local recording : need the flash drive.
2. Network recording : need to install Fanvil recording software in PC.
3. SIP info recording : need the support from PBX server.



# Highlight Function- SIP Hotspot

- Fanvil IP phones support hotspot servers and clients, which means the phone can be installed at home, bedroom, living room and bathroom.
- **Expanding SIP accounts:**

With the SIP hotspot function, you only need to register one account to represent all the phones at home, which is convenient for management.
- **Group Ringing:**
  - Standard setting: When a phone receives a call, only that phone will ring.
  - With SIP Hotspot: When a phone receives a call, all client phones within its Hotspot group will ring. First pick-up will answer the call.



X6U Hotspot

All the Fanvil IP phones can be hotspot phone.



X3U client

X4U client

X5U client



# Highlight Function- FDMS



## Auto-provision

Easy to configure the group of IP Phone with Fanvil FDMS auto-provision system.

The screenshot displays the Fanvil FDMS web interface. On the left is a dark sidebar with navigation options: Device (highlighted in red), Area Device, Groups, Config Manage, Industry Manage, Alert Manage, System Manage, Account Manage, and Message Manage. The main content area is titled 'Device' and includes a toolbar with buttons for Reboot, Factory Reset, Delete, Upgrade, Provision, Parameter, Auto Test, Reprovision, and Add Device. Below the toolbar is a search bar and a table of device information.

| <input type="checkbox"/> | Online     | Model | SIP          | MAC          | IP             | Version    | Primary Server Register Status | Second Server Register Status | Community | Building | Last Active Time    |
|--------------------------|------------|-------|--------------|--------------|----------------|------------|--------------------------------|-------------------------------|-----------|----------|---------------------|
| <input type="checkbox"/> | Not online | IW30  | 1001         | 0c383e1fbda0 | 172.18.2.188   | 2.1.1.3488 | Registered                     | Inactive                      | 深圳        | 测试小区     | 2018-06-26 10:37:44 |
| <input type="checkbox"/> | Not online | i31S  | 000500005    | 0c383e20d075 | 192.168.1.31   | 2.4.0.6366 | Registered                     | Inactive                      |           |          | 2019-01-10 11:09:58 |
| <input type="checkbox"/> | Not online | i31S  | 650611708266 | 0c383e20d077 | 192.168.1.36   | 2.4.0.6366 | Timeout                        | Inactive                      |           |          | 2019-01-08 11:48:03 |
| <input type="checkbox"/> | Not online | i31S  | 809          | 00d84a0064f0 | 192.168.3.88   | 2.1.1.3664 | Registered                     | Inactive                      | Fanvil    | Software | 2018-08-27 16:15:18 |
| <input type="checkbox"/> | Not online | X6    |              | 00a859db05c4 | 106.38.61.106  | 1.10.13    | Inactive                       | Inactive                      |           |          | 2019-05-14 14:14:51 |
| <input type="checkbox"/> | Not online | X5    |              | 00a859da0096 | 172.16.90.97   | 1.4.0.2078 | Inactive                       | Inactive                      |           |          | 2018-09-11 16:11:02 |
| <input type="checkbox"/> | Not online | X4    | 1001         | 0c383e1be006 | 172.16.120.109 | 2.8.1.6397 | Trying                         | Inactive                      |           |          | 1970-01-01 08:00:00 |
| <input type="checkbox"/> | Not online | X4    |              | 0c383e1be005 | 172.16.120.107 | 2.8.1.6397 | Inactive                       | Inactive                      |           |          | 2019-01-04 17:37:47 |

# Roadmap Features



- UI style/Rebranding customization of Fanvil phones.
- Customize indication of BLF LED keys(Color/Blink/nonBlink).
- Incoming call has ringing prompt when matched with alert-info/incoming number.  
(External/Internal ext custom ringtone)
- Improved resolution of function locks. Locking phone vs. keys
- DTMF toggle(enable/disable) on SINGLE key.
- Automatic multicast/ manual multicast.
- Convert the incoming SIP call to Multicast(over internet SIP).
  - Overcome multi-cast limitation on local network only

We Are VoIP Supply

## Join Our Team



## Q & A

- Submit your questions via the Q & A feature in the meeting portal!



*Hazel Rutkowski*  
*Business Development*

*(716) 531-4079*

*hrutkowski@voipsupply.com*



# THANKS

**Fanvil**

Fanvil Technology Co., Ltd

Add: 4F, Block A, Building 1#, GaoXinQi Hi-Tech Park  
(Phase-II), 67th District, Bao'An, Shenzhen, China  
Tel: +86-755-2640-2199 Fax:+86-755-2640-2618  
Email: [sales@fanvil.com](mailto:sales@fanvil.com) [www.fanvil.com](http://www.fanvil.com)

