

Features

Touchscreen

- Brightness : 1000 Nits
- Diagonal length: 21.5"
- Resolution: 1920 x 1080
- Contrast Ratio : 700:1
- Capacitive Touch
- IP65 Dust and Water Resistance
- Chemical Resistant/ Anti-Glare coated

Complete System

- Bluetooth connectivity
- Touch screen withstands a 225g drop ball test from 1.6 meters
- Designed for standard power socket: NEMA 5-15
- Max Temperature: +60° C/+140° F

Dimensions

- 21" (Surface): 560.0mm x 428.0mm x 53.0 mm (22.05" x 16.85" x 2.09")

Power Requirements

- Panel Input Voltage: 24VDC
- Standard Power Consumption: 31W at 24VDC input
- Maximum Power Consumption: 65W at 24VDC input
- Relay max switching current: 5A, relay max switching power: 1250W
- No AC Power directly connected to panel
- Coordinate dedicated electrical circuit on UPS (power conditioned)

Network Requirements

- 2 Mbps Ethernet connection - Cat5e/Cat6
- No WiFi
- No DSL
- IP assigned by DHCP by default - for static IP assignment call Support
- 4G SIM Card is supported (refer to Building Network Requirements for details)

Misc.Hardware Specifications

- Audio jack on bottom of panel for vision impaired (ADA Compliant)
- For camera angle adjustment, call Support

ButterflyMX Support Team Contact Information:
Phone: 775-600-2950 (Mon - Fri 6 am - 10 pm EST)
Email: support@butterflymx.com



ButterflyMX

Drawing Title
21" Surface Mount Intercom Panel

Drawing Scale
Not to scale

ButterflyMX Support Contact Information:

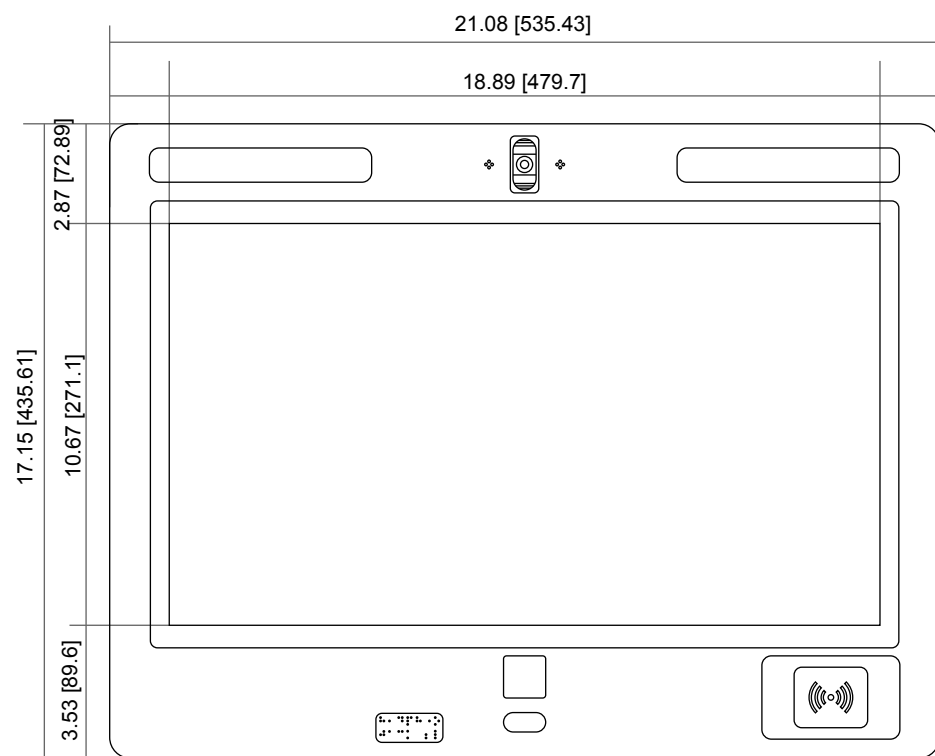
Phone: 775-600-2950 (Mon - Fri 6 am - 10 pm EST)
Email: Support@butterflymx.com

**DRAFT
SUBJECT TO
CHANGE**

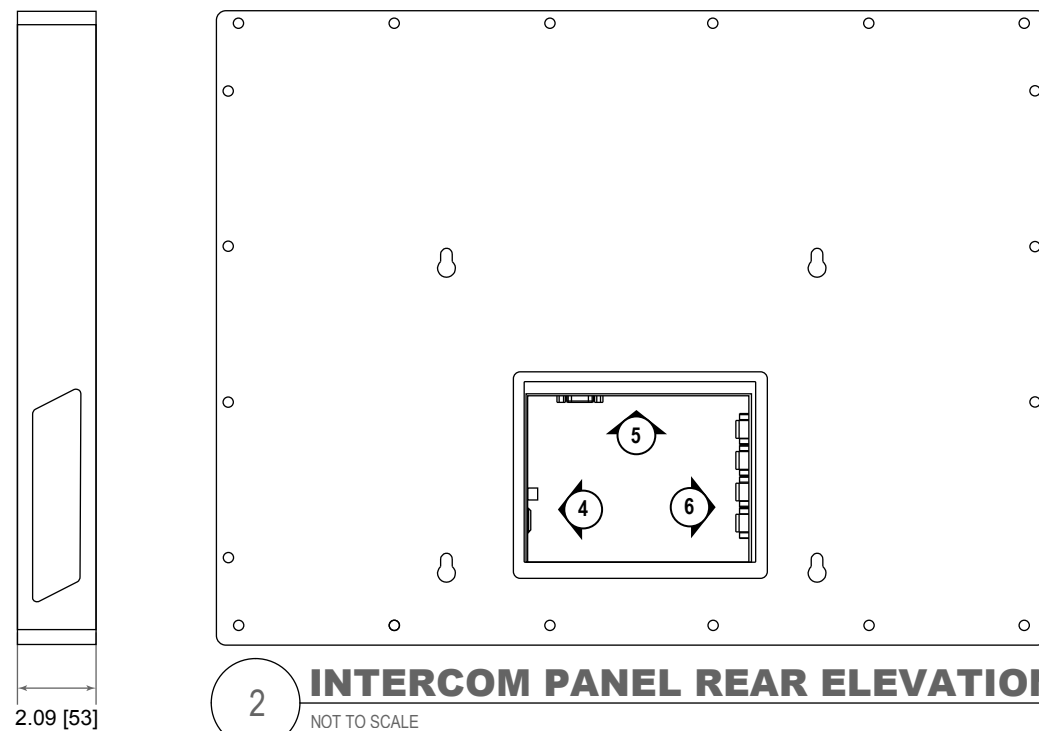
Last Revised
November 15, 2018

12-S-v8-2018-11-15

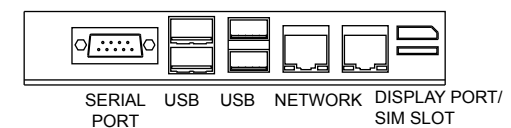
Page
1 of 2



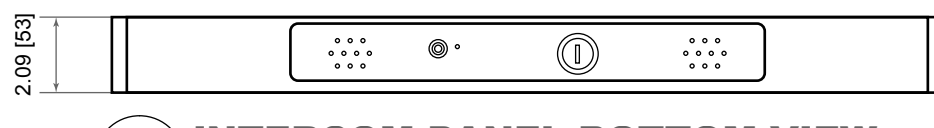
1 INTERCOM PANEL FRONT ELEVATION
NOT TO SCALE




2 INTERCOM PANEL REAR ELEVATION
NOT TO SCALE



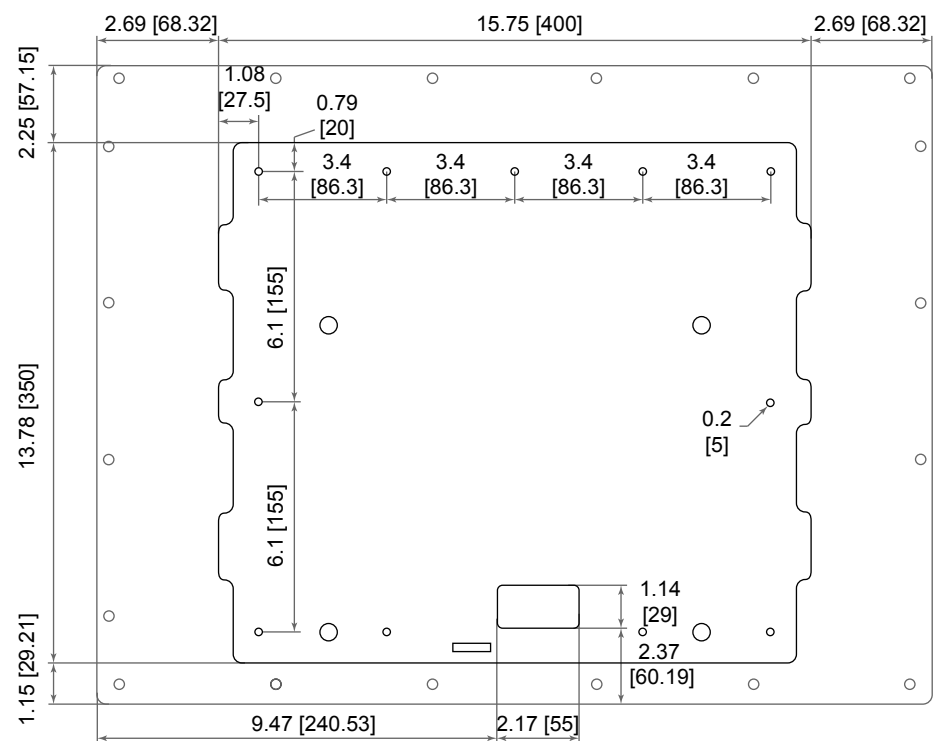
5 TOP INTERFACE PANEL
NOT TO SCALE



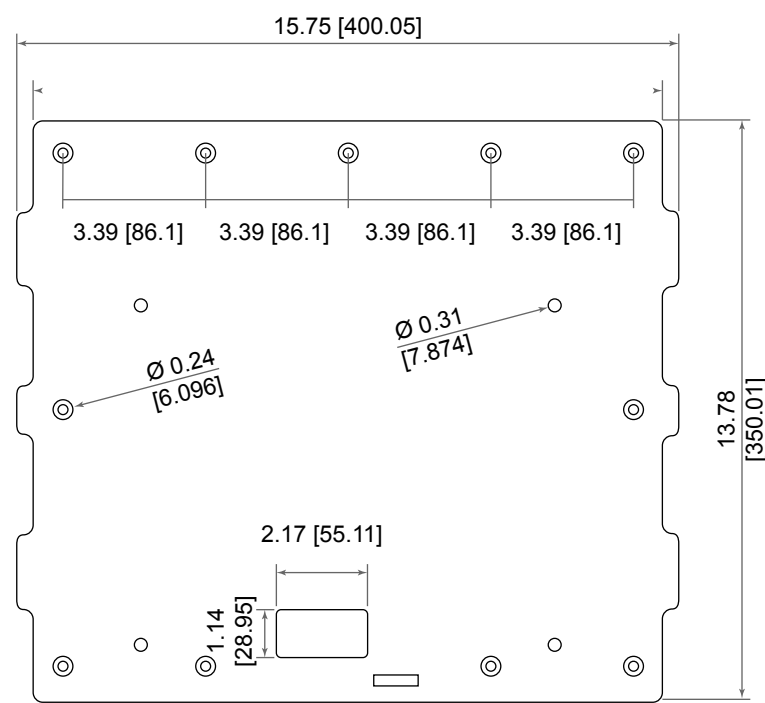
7 INTERCOM PANEL BOTTOM VIEW
NOT TO SCALE



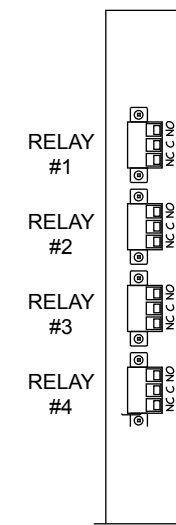
4 LEFT INTERFACE PANEL
NOT TO SCALE



3 INTERCOM REAR ELEVATION w/ BACKPLATE
NOT TO SCALE



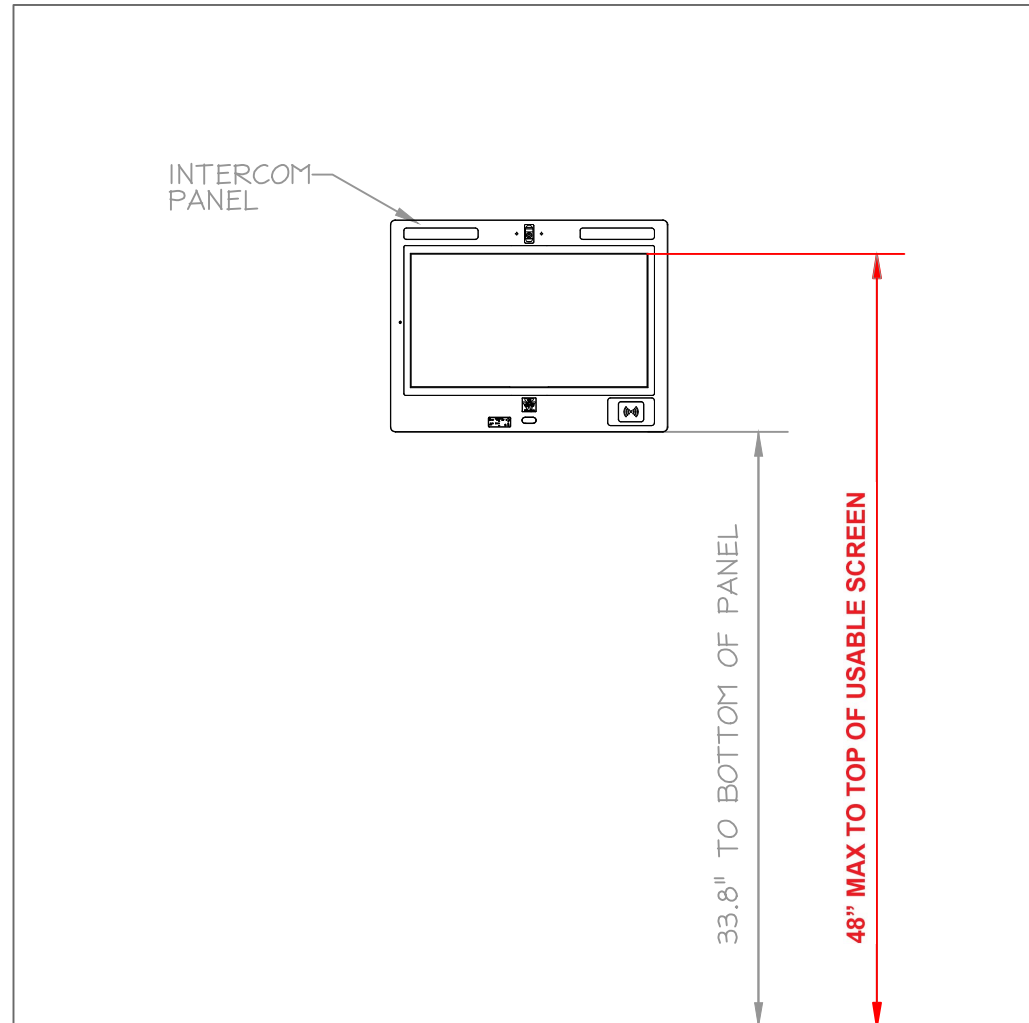
8 BACKPLATE FRONT ELEVATION
NOT TO SCALE



6 RIGHT INTERFACE PANEL
NOT TO SCALE

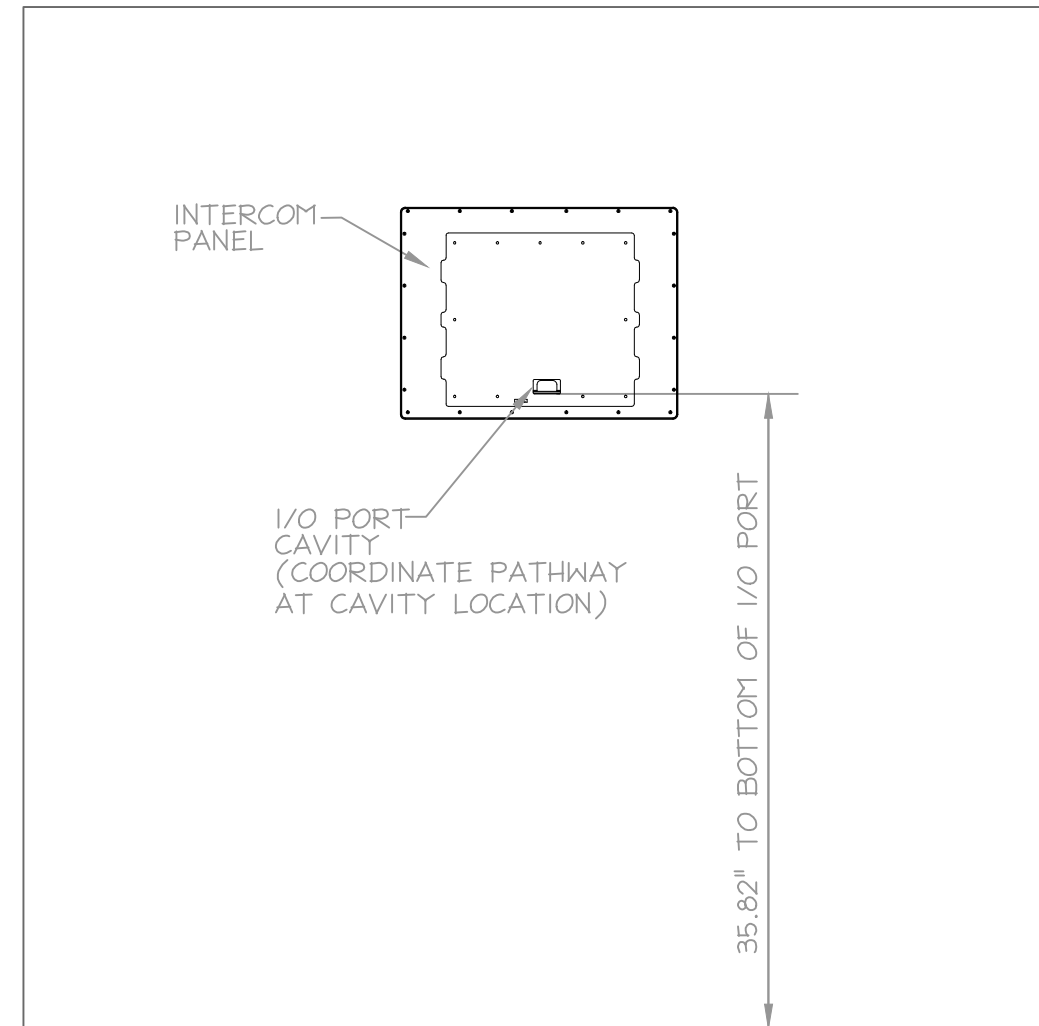
Notes

The following plans are diagrammatic. It'll be up to the installation contractor to coordinate with associated trades to formalize a complete submission for installation. Intercome mounting height to be ADA Compliant.



ADA Compliance Requirement

1 FRONT VIEW
NOT TO SCALE



2 FRONT VIEW: BACKPLATE PLACEMENT
NOT TO SCALE

- NOTES:
1. COORDINATE INTERCOM PANEL ON WALL LOCATION SO TOP OF SCREEN IS 48" AFF MAX.
 2. COORDINATE BOTTOM OF PANEL FROM FINISHED FLOOR WITH RESPECT TO MEASUREMENTS IN DETAIL #1.
 3. COORDINATE PATHWAY OF CABLING TO I/O PORT LOCATION AS NOTED IN DETAIL #2. (AS VIEWED FROM FRONT ELEVATION).

ButterflyMX Support Team Contact Information:
Phone: 775-600-2950 (Mon - Fri 6 am - 10 pm EST)
Email: support@butterflymx.com

THE FOLLOWING PLANS ARE DIAGRAMMATIC. IT'LL BE UP TO THE INSTALLATION CONTRACTOR TO COORDINATE WITH ASSOCIATED TRADES TO FORMALIZE A COMPLETE SUBMISSION FOR INSTALLATION. INTERCOM MOUNTING HEIGHT TO BE ADA COMPLIANT.