

## Features

### Touchscreen

- Brightness : 1000 Nits
- Diagonal length: 7"
- Resolution: 1024 x 600
- Contrast Ratio : 700:1
- Capacitive Touch
- IP65 Dust and Water Resistance
- Chemical Resistant/ Anti-Glare coated

### Complete System

- Bluetooth connectivity
- Touch screen withstands a 225g drop ball test from 1.6 meters
- Designed for standard power socket: NEMA 5-15
- Max Temperature: +60° C/+140° F

### Dimensions

- 7" (Surface): 316.0mm x 191.5mm x 51.5mm (12.44" x 7.539" x 2.027")

### Power Requirements

- Panel Input Voltage: 24VDC
- Standard Power Consumption: 31W at 24VDC input
- Maximum Power Consumption: 65W at 24VDC input
- Relay max switching current: 5A, relay max switching power: 1250W
- No AC Power directly connected to panel
- Coordinate dedicated electrical circuit on UPS (power conditioned)

### Network Requirements

- 2 Mbps Ethernet connection - Cat5e/Cat6
- No WiFi
- No DSL
- IP assigned by DHCP by default - for static IP assignment call Support
- 4G SIM Card is supported (refer to Building Network Requirements for details)

### Misc. Hardware Specifications

- Audio jack on bottom of panel for vision impaired (ADA Compliant)
- For camera angle adjustment, call Support

**ButterflyMX Support Team Contact Information:**  
**Phone: 775-600-2950 (Mon - Fri 6 am - 10 pm EST)**  
**Email: [support@butterflymx.com](mailto:support@butterflymx.com)**



ButterflyMX

**Drawing Title**

**7" Surface Mount Intercom Panel**

**Drawing Scale**

Not to scale

**ButterflyMX Support Contact Information:**

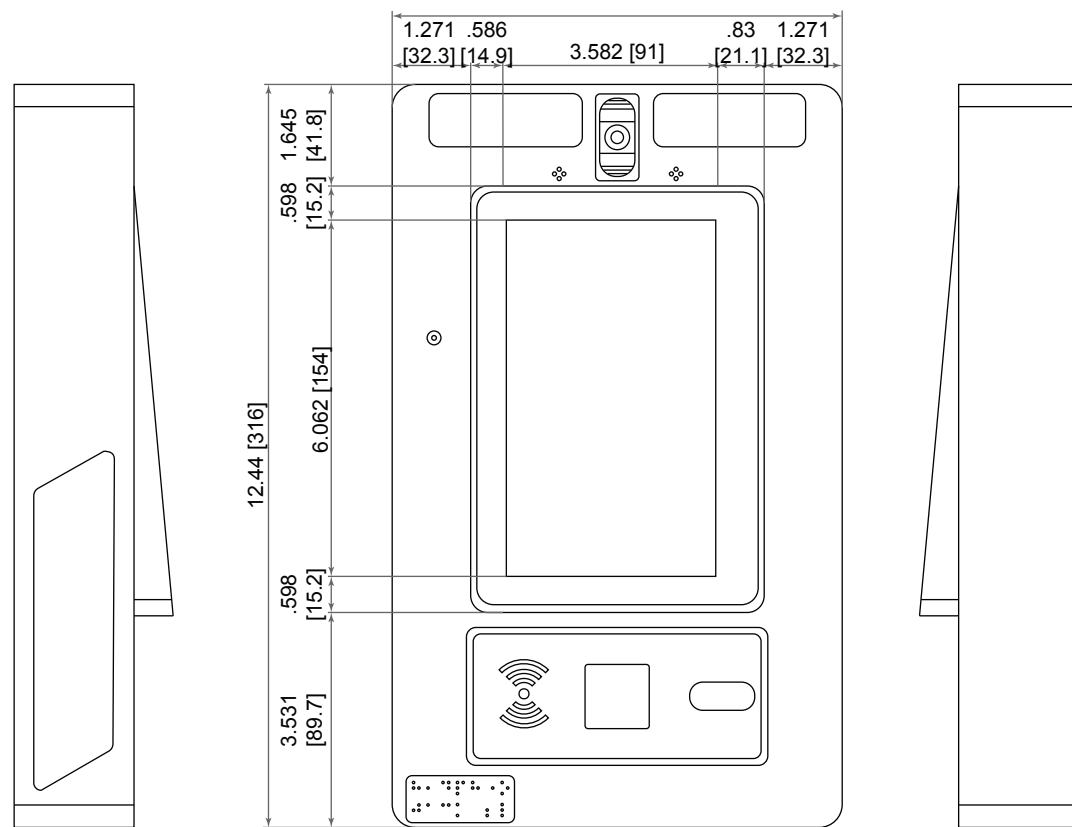
Phone: 775-600-2950 (Mon - Fri 6 am - 10 pm EST)  
Email: Support@butterflymx.com

**DRAFT  
SUBJECT TO  
CHANGE**

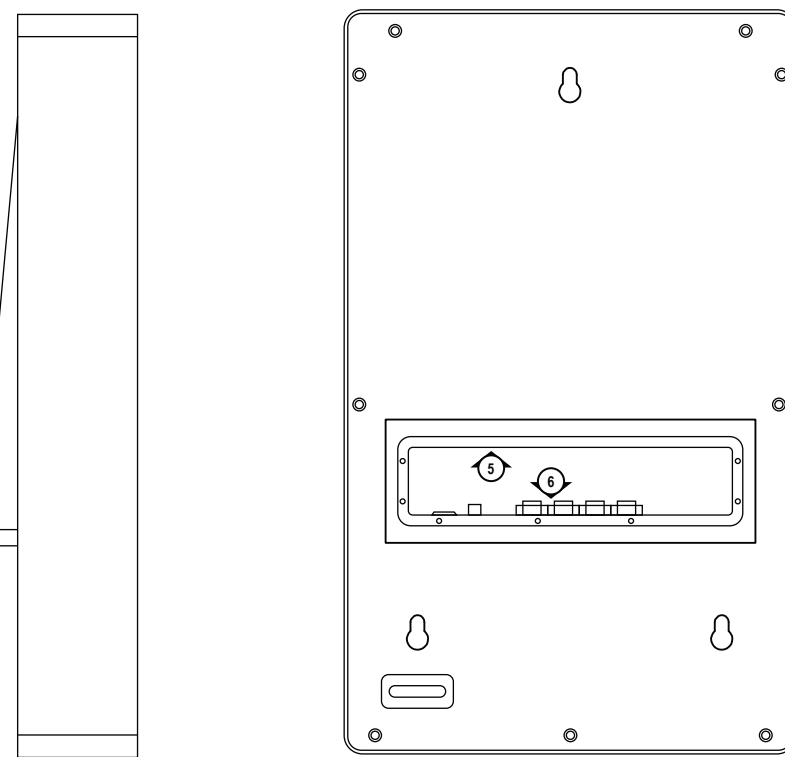
**Last Revised**  
November 15, 2018

7-S-Cutsheet-r7-2018-11-15

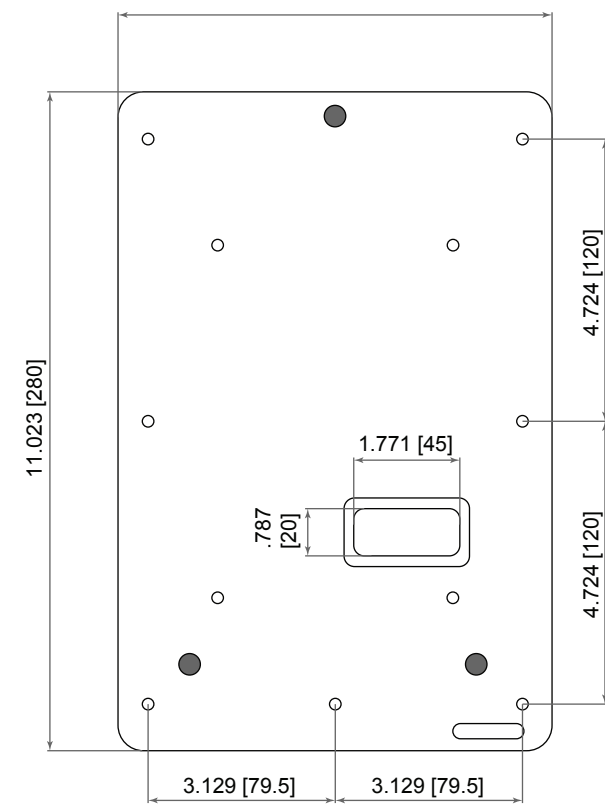
**Page**  
1 of 2



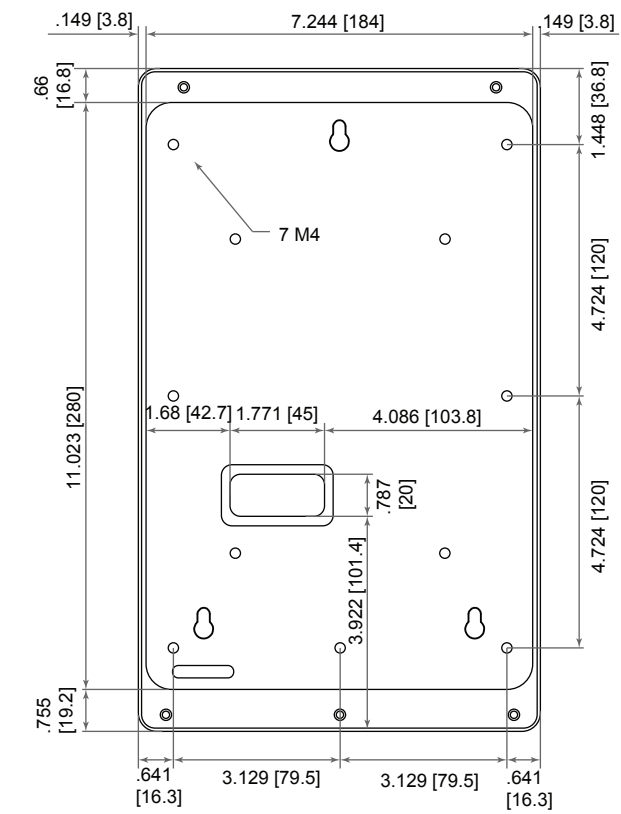
**1 INTERCOM PANEL FRONT ELEVATION**  
NOT TO SCALE



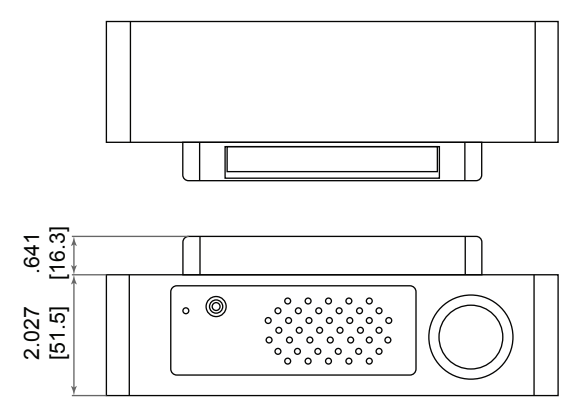
**2 INTERCOM PANEL REAR ELEVATION**  
NOT TO SCALE



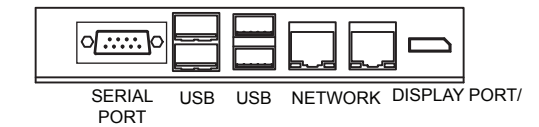
**3 BACKPLATE FRONT ELEVATION**  
NOT TO SCALE



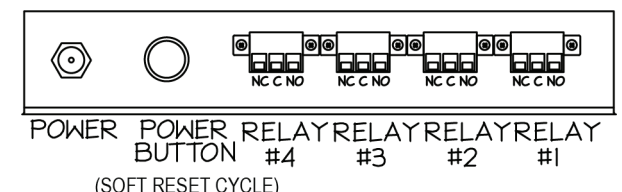
**7 INTERCOM PANEL REAR w/ BACKPLATE**  
NOT TO SCALE



**4 INTERCOM PANEL TOP/BOTTOM VIEW**  
NOT TO SCALE



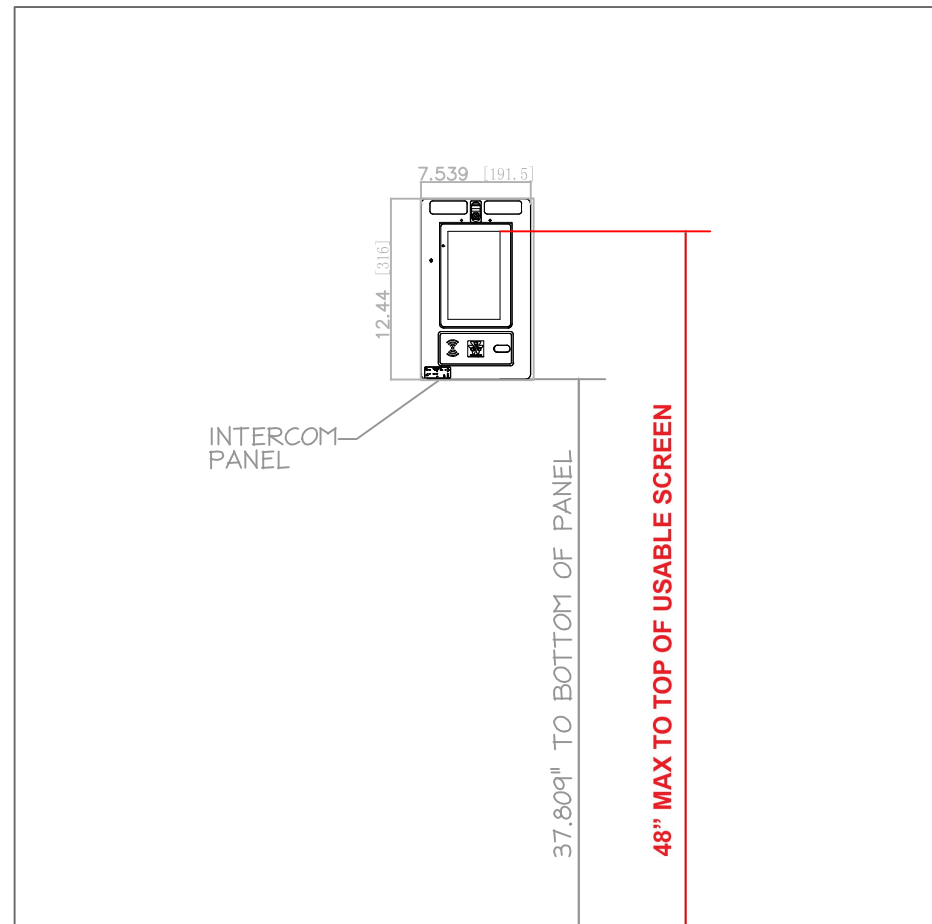
**5 TOP INTERFACE PANEL**  
NOT TO SCALE



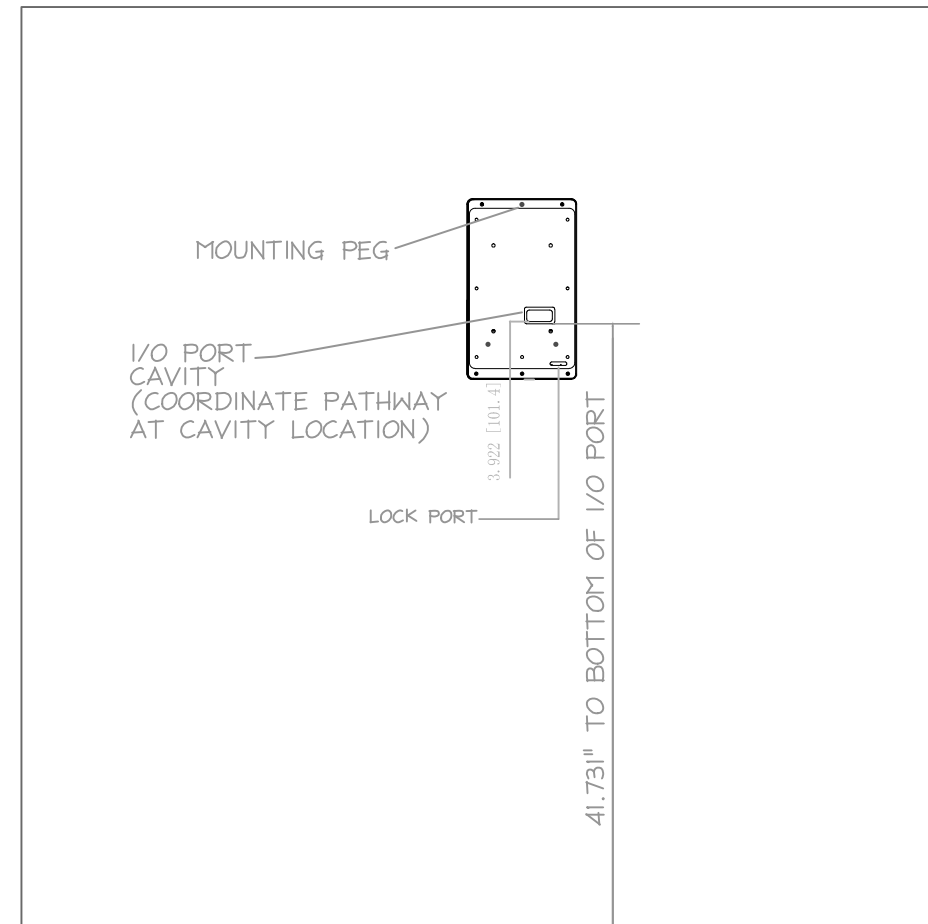
**6 BOTTOM INTERFACE PANEL**  
NOT TO SCALE

**Notes**

The following plans are diagrammatic. It'll be up to the installation contractor to coordinate with associated trades to formalize a complete submission for installation. Intercome mounting height to be ADA Compliant.



**1** **ADA Compliance Requirement**  
**FRONT VIEW**  
 NOT TO SCALE



**2** **FRONT VIEW: BACKPLATE PLACEMENT**  
 NOT TO SCALE

- NOTES:
1. COORDINATE INTERCOM PANEL ON WALL LOCATION SO TOP OF SCREEN IS 48" AFF MAX.
  2. COORDINATE BOTTOM OF PANEL FROM FINISHED FLOOR WITH RESPECT TO MEASUREMENTS IN DETAIL #1.
  3. COORDINATE PATHWAY OF CABLING TO I/O PORT LOCATION AS NOTED IN DETAIL #2. (AS VIEWED FROM FRONT ELEVATION).