FM:SYSTEMS USER 2019 CONFERENCE
BUILDING INSIGHTS

Configuring FM:Interact Reporting to Assist in Strategic Decision Making

Caine Mayhew, Sales Engineer, FM:Systems
Remy Brown, Customer Success Engineer, FM:Systems

Agenda

01

Take Control of Data

Support strategic decision making and actionable intelligence with FMx Reporting

02

Detecting Trends

Ensure you are getting the most value out of data

03

Report Build

Create and provide key metrics with FMx Reporting

04

Powerful Configurations

Evolve with changing business requirements

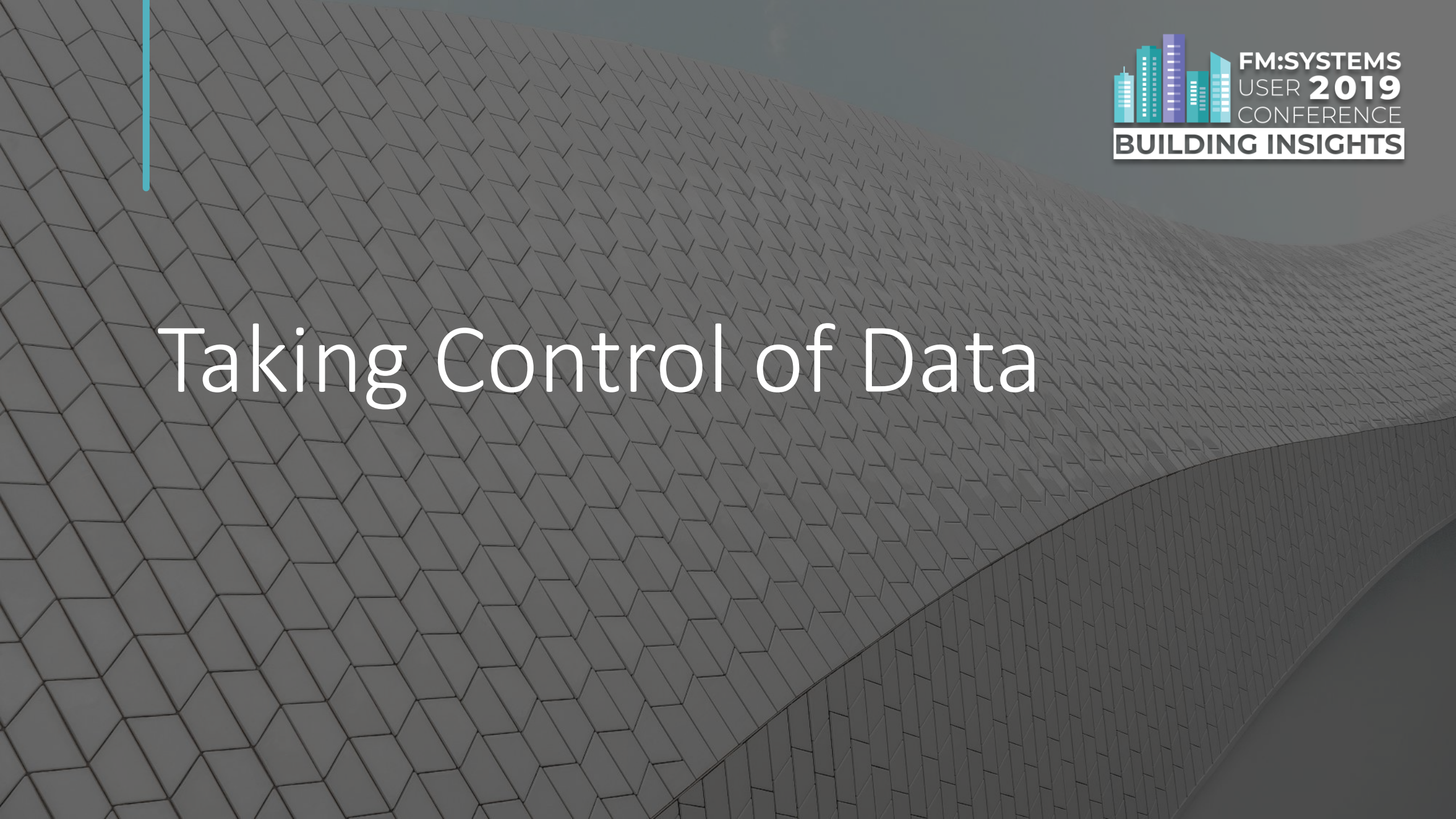

Taking Control of Data

Better analyze your facilities performance
and get the most **value** out of your data
with **FMx Reporting**

Data to Bring Your World Together

User-defined formulas and pre-defined functions

Animated visualization and charting options available

Automated scheduling and delivery to end-users via email

Directly within the FM:Interact interface

Leverage FMx Reporting to make data driven business decisions

FM:SYSTEMS USER 2019 CONFERENCE
BUILDING INSIGHTS

FMx Report Types

FMx Report Types

Express

- Fundamental report designer
- Tabular reporting
- Simple formatting

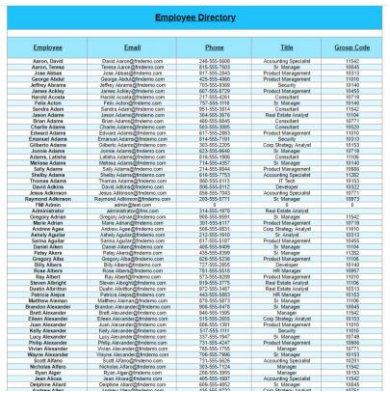

Standard

- Most powerful report designer
- Formulas & calculations
- Visually summarize data

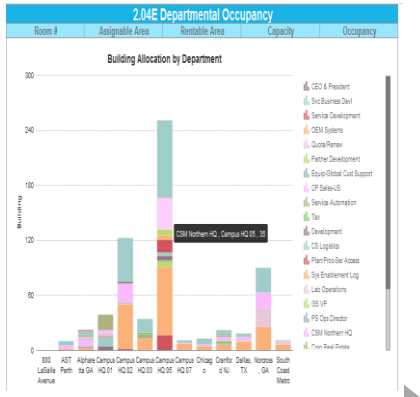

ExpressView

- Similar to Express
- Manipulate live data
- Utilize visualization of data

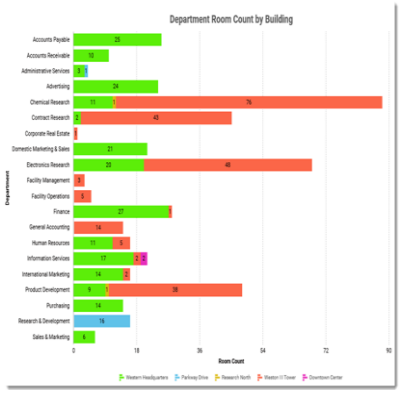

Crosstab

- Collect tabulation data
- Summary results grouped in rows & columns

FM:SYSTEMS USER 2019 CONFERENCE
BUILDING INSIGHTS

Detecting Trends

Detecting Trends in Data

- Do I have the right amount of space?
- Do I have the right type of space?
- How are we utilizing space?
- Can costs be reduced?
- Who's in the space?

Building Metrics

- What is the **total area** of my space?
- **How much area** is my organization **using**?
- How many occupants **can be** assigned in any given building?
- How many occupants **are** assigned to any given building?

Building Metrics

nver HQ

ilding Code: NA01 **Building Name: Campus HQ 01**
dress: One Quality Drive
Louisville , CO 80028

Gross Area:	30,867.6 sq. ft.	Capacity:	79	Occupancy Rate:
Rentable Area:	30,425.0 sq. ft.	Occupancy Count:	49	Vacancy Rate:
Assignable Area:	8,607.4 sq. ft.	Vacant Seats:	30	Open Plan vs. Close Plan %:
Planned Density:	385.1 sq. ft. per seat	Actual Density:	620.9 sq. ft. per seat	

50 75 100
upancy Rate

ilding Code: NA02 **Building Name: Campus HQ 02**
dress: 193 Hudson Street
New York , NY 10014

Gross Area:	228,814.0 sq. ft.	Capacity:	637	Occupancy Rate:
Rentable Area:	223,956.1 sq. ft.	Occupancy Count:	429	Vacancy Rate:
Assignable Area:	58,871.0 sq. ft.	Vacant Seats:	208	Open Plan vs. Close Plan %:
Planned Density:	351.6 sq. ft. per seat	Actual Density:	522.0 sq. ft. per seat	

50 75 100
upancy Rate

ilding Code: NA03 **Building Name: Campus HQ 03**
dress: 3529 Broadway
New York , NY 10023

Gross Area:	63,173.0 sq. ft.	Capacity:	161	Occupancy Rate:
Rentable Area:	60,644.1 sq. ft.	Occupancy Count:	98	Vacancy Rate:
Assignable Area:	13,987.4 sq. ft.	Vacant Seats:	63	Open Plan vs. Close Plan %:
Planned Density:	376.7 sq. ft. per seat	Actual Density:	618.8 sq. ft. per seat	

50 75 100
upancy Rate

ilding Code: NA04 **Building Name: Campus HQ 04**
dress: Four Quality Drive
Louisville , CO 80028

Gross Area:	482,252.0 sq. ft.	Capacity:	1,127	Occupancy Rate:
Rentable Area:	464,398.6 sq. ft.	Occupancy Count:	882	Vacancy Rate:
Assignable Area:	113,208.8 sq. ft.	Vacant Seats:	245	Open Plan vs. Close Plan %:
Planned Density:	412.1 sq. ft. per seat	Actual Density:	526.5 sq. ft. per seat	

50 75 100
upancy Rate

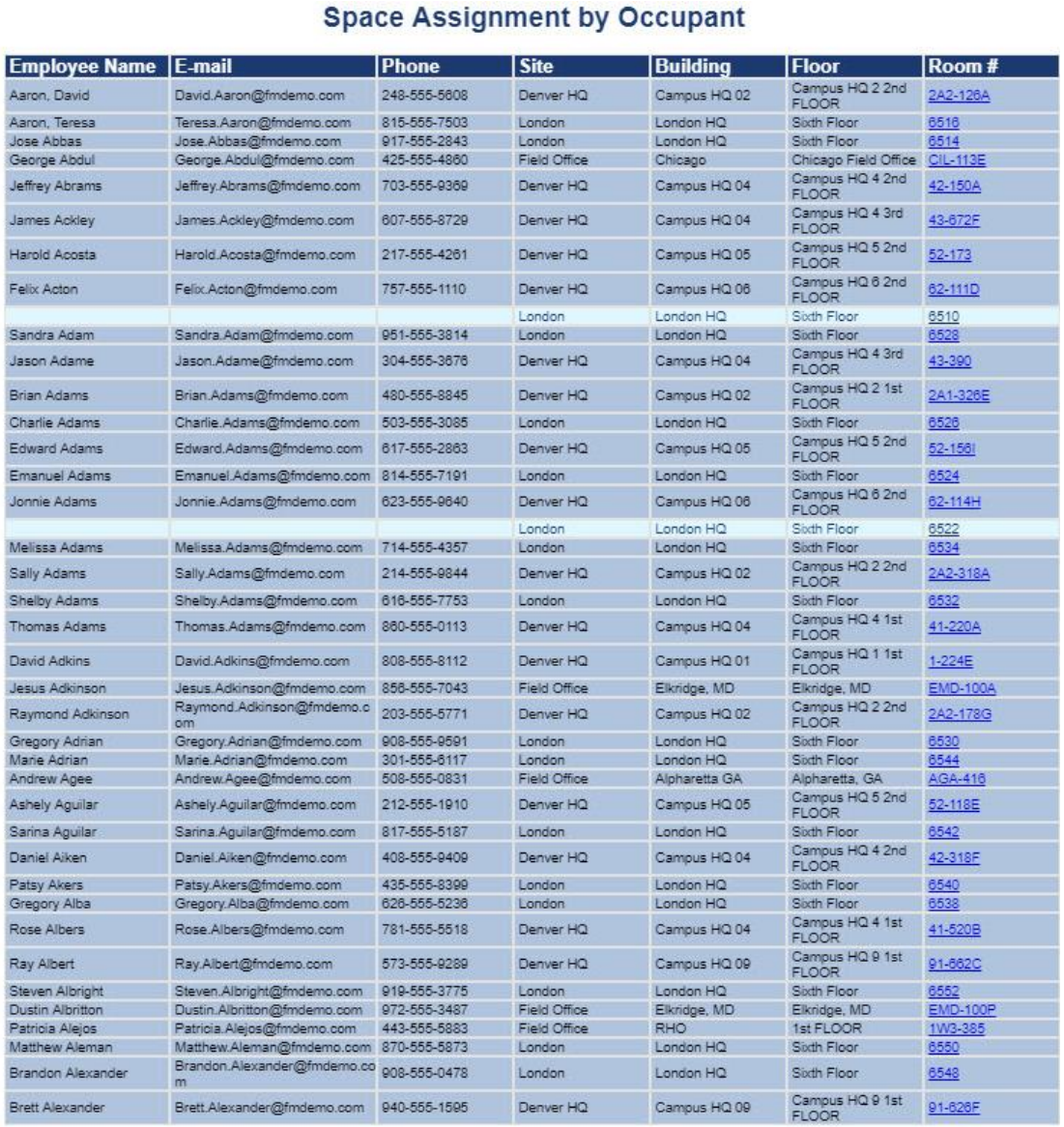

Space Assignment by Occupant

Employee Name	E-mail	Phone	Site	Building	Floor	Room #
Aaron, David	David.Aaron@fmdemo.com	248-555-5608	Denver HQ	Campus HQ 02	Campus HQ 2 2nd FLOOR	2A2-126A
Aaron, Teresa	Teresa.Aaron@fmdemo.com	815-555-7503	London	London HQ	Sixth Floor	6516
Jose Abbas	Jose.Abbas@fmdemo.com	917-555-2843	London	London HQ	Sixth Floor	6514
George Abdul	George.Abdul@fmdemo.com	425-555-4860	Field Office	Chicago	Chicago Field Office	CIL-113E
Jeffrey Abrams	Jeffrey.Abrams@fmdemo.com	703-555-9369	Denver HQ	Campus HQ 04	Campus HQ 4 2nd FLOOR	42-150A
James Ackley	James.Ackley@fmdemo.com	607-555-8729	Denver HQ	Campus HQ 04	Campus HQ 4 3rd FLOOR	43-672F
Harold Acosta	Harold.Acosta@fmdemo.com	217-555-4261	Denver HQ	Campus HQ 05	Campus HQ 5 2nd FLOOR	52-173
Felix Acton	Felix.Acton@fmdemo.com	757-555-1110	Denver HQ	Campus HQ 06	Campus HQ 6 2nd FLOOR	62-111D
			London	London HQ	Sixth Floor	6510
Sandra Adam	Sandra.Adam@fmdemo.com	951-555-3814	London	London HQ	Sixth Floor	6528
Jason Adame	Jason.Adame@fmdemo.com	304-555-3676	Denver HQ	Campus HQ 04	Campus HQ 4 3rd FLOOR	43-390
Brian Adams	Brian.Adams@fmdemo.com	480-555-8845	Denver HQ	Campus HQ 02	Campus HQ 2 1st FLOOR	2A1-326E
Charlie Adams	Charlie.Adams@fmdemo.com	503-555-3085	London	London HQ	Sixth Floor	6526
Edward Adams	Edward.Adams@fmdemo.com	617-555-2863	Denver HQ	Campus HQ 05	Campus HQ 5 2nd FLOOR	52-156I
Emanuel Adams	Emanuel.Adams@fmdemo.com	814-555-7191	London	London HQ	Sixth Floor	6524
Jonnie Adams	Jonnie.Adams@fmdemo.com	623-555-9640	Denver HQ	Campus HQ 06	Campus HQ 6 2nd FLOOR	62-114H
			London	London HQ	Sixth Floor	6522
Melissa Adams	Melissa.Adams@fmdemo.com	714-555-4357	London	London HQ	Sixth Floor	6534
Sally Adams	Sally.Adams@fmdemo.com	214-555-9844	Denver HQ	Campus HQ 02	Campus HQ 2 2nd FLOOR	2A2-318A
Shelby Adams	Shelby.Adams@fmdemo.com	616-555-7753	London	London HQ	Sixth Floor	6532
Thomas Adams	Thomas.Adams@fmdemo.com	860-555-0113	Denver HQ	Campus HQ 04	Campus HQ 4 1st FLOOR	41-220A
David Adkins	David.Adkins@fmdemo.com	808-555-8112	Denver HQ	Campus HQ 01	Campus HQ 1 1st FLOOR	1-224E
Jesus Adkinson	Jesus.Adkinson@fmdemo.com	856-555-7043	Field Office	Elkridge, MD	Elkridge, MD	EMD-100A
Raymond Adkinson	Raymond.Adkinson@fmdemo.com	203-555-5771	Denver HQ	Campus HQ 02	Campus HQ 2 2nd FLOOR	2A2-178G
Gregory Adrian	Gregory.Adrian@fmdemo.com	908-555-9591	London	London HQ	Sixth Floor	6530
Marie Adrian	Marie.Adrian@fmdemo.com	301-555-6117	London	London HQ	Sixth Floor	6544
Andrew Agee	Andrew.Agee@fmdemo.com	508-555-0831	Field Office	Alpharetta GA	Alpharetta, GA	AGA-416
Ashely Aguilar	Ashely.Aguilar@fmdemo.com	212-555-1910	Denver HQ	Campus HQ 05	Campus HQ 5 2nd FLOOR	52-118E
Sarina Aguilar	Sarina.Aguilar@fmdemo.com	817-555-5187	London	London HQ	Sixth Floor	6542
Daniel Aiken	Daniel.Aiken@fmdemo.com	408-555-9409	Denver HQ	Campus HQ 04	Campus HQ 4 2nd FLOOR	42-318F
Patsy Akers	Patsy.Akers@fmdemo.com	435-555-8399	London	London HQ	Sixth Floor	6540
Gregory Alba	Gregory.Alba@fmdemo.com	626-555-5236	London	London HQ	Sixth Floor	6538
Rose Albers	Rose.Albers@fmdemo.com	781-555-5518	Denver HQ	Campus HQ 04	Campus HQ 4 1st FLOOR	41-520B
Ray Albert	Ray.Albert@fmdemo.com	573-555-9289	Denver HQ	Campus HQ 09	Campus HQ 9 1st FLOOR	91-662C
Steven Albright	Steven.Albright@fmdemo.com	919-555-3775	London	London HQ	Sixth Floor	6552
Dustin Albritton	Dustin.Albritton@fmdemo.com	972-555-3487	Field Office	Elkridge, MD	Elkridge, MD	EMD-100P
Patricia Alejos	Patricia.Alejos@fmdemo.com	443-555-5883	Field Office	RHO	1st FLOOR	1W3-385
Matthew Aleman	Matthew.Aleman@fmdemo.com	870-555-5873	London	London HQ	Sixth Floor	6550
Brandon Alexander	Brandon.Alexander@fmdemo.com	908-555-0478	London	London HQ	Sixth Floor	6548
Brett Alexander	Brett.Alexander@fmdemo.com	940-555-1595	Denver HQ	Campus HQ 09	Campus HQ 9 1st FLOOR	91-626F

Space Assignment

- How can I view a list of **all occupants** and their assigned workspaces?
- How do I determine **who sits where**?
- Do I have employees **without** seat assignments?

Vacancy Analysis

- How many **vacancies** do we have within each **building** and **floor**?
- Where do I have **available space**?
- What **types of spaces** do I have **available**?
- Are we **underutilizing space**?

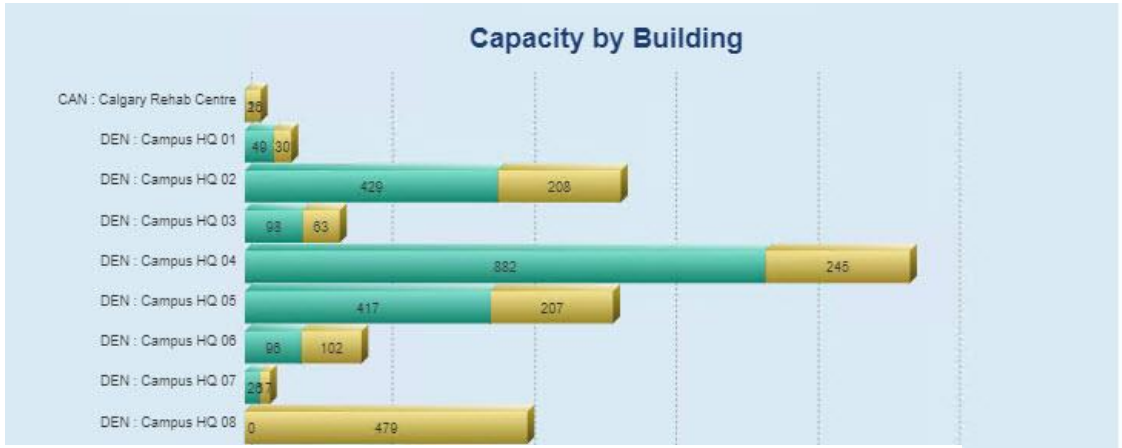

Vacancies by Building

Site	Building	Floor	Room #	Space Type	Vacancy	Vacancy Type
Canada	Calgary Rehab Centre				26	
Denver HQ	Campus HQ 01				30	
		01			30	
			1-102A	Undesignated	0 / 1	Vacant
			1-122B	Undesignated	0 / 1	Departmental Vacancy - Electronics Engineering
			1-130A	Undesignated	0 / 1	Vacant
			1-220A	Undesignated	0 / 1	Vacant
			1-220B	Undesignated	0 / 1	Vacant
			1-220C	Undesignated	0 / 1	Departmental Vacancy - CSM Northern HQ
			1-222A	Undesignated	0 / 1	Departmental Vacancy - CEO & President
			1-222B	Undesignated	0 / 1	Departmental Vacancy - CEO & President
			1-222C	Undesignated	0 / 1	Departmental Vacancy - CEO & President
			1-222D	Undesignated	0 / 1	Departmental Vacancy - CEO & President
			1-222E	Undesignated	0 / 1	Departmental Vacancy - CEO & President
			1-224A	Undesignated	0 / 1	Departmental Vacancy - CEO & President
			1-224C	Undesignated	0 / 1	Departmental Vacancy - CEO & President
			1-226A	Undesignated	0 / 1	Departmental Vacancy - Corp Real Estate
			1-226B	Undesignated	0 / 1	Departmental Vacancy - Corp Real Estate
			1-228A	Undesignated	0 / 1	Departmental Vacancy - Corp Real Estate
			1-358A	Undesignated	0 / 1	Departmental Vacancy - Corp Real Estate
			1-104	Private Office	1 / 3	Departmental Shared Vacancy - Corp Real Estate
			1-109	Private Office	0 / 1	Departmental Vacancy - Corp Real Estate
			1-110	Private Office	0 / 1	Departmental Vacancy - Corp Real Estate
			1-111	Private Office	0 / 1	Departmental Vacancy - Corp Real Estate
			1-113	Private Office	0 / 1	Departmental Vacancy - CEO & President
			1-116	Private Office	0 / 1	Departmental Vacancy - Electronics Engineering
			1-200	Private Office	0 / 1	Vacant
			1-204	Private Office	1 / 3	Departmental Shared Vacancy - Ops and Maint
			1-203	Telephone Closet	0 / 3	Vacant
Denver HQ	Campus HQ 02				208	
Denver HQ	Campus HQ 03				63	
Denver HQ	Campus HQ 04				245	
Denver HQ	Campus HQ 05				207	
Denver HQ	Campus HQ 06				102	

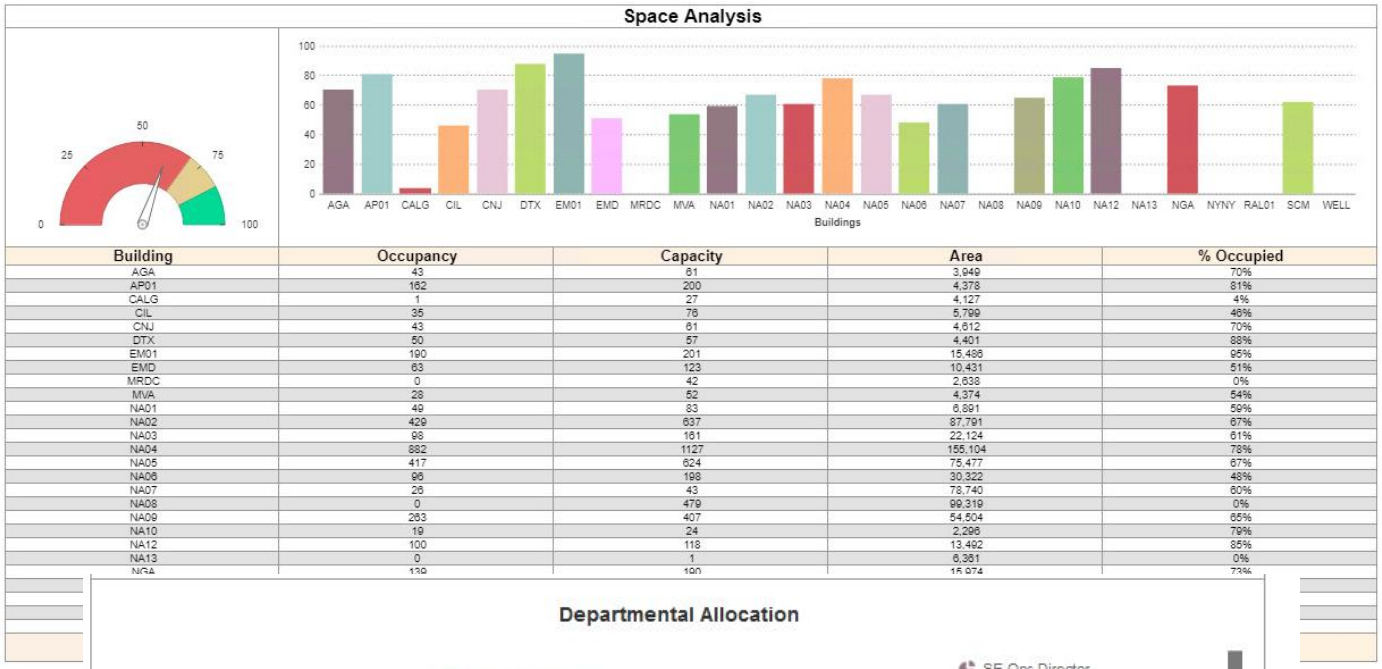

Building	Occupancy	Capacity	Area	% Occupied
AGA	43	61	3,949	70%
AP01	162	200	4,378	81%
CALG	1	27	4,127	4%
CIL	35	76	5,799	46%
CNJ	43	61	4,612	70%
DTX	50	57	4,401	88%
EM01	190	201	15,486	95%
EMD	63	123	10,431	51%
MRDC	0	42	2,638	0%
MVA	28	52	4,374	54%
NA01	49	83	6,891	59%
NA02	429	637	87,791	67%
NA03	98	161	22,124	61%
NA04	882	1127	155,104	78%
NA05	417	624	75,477	67%
NA06	96	198	30,322	48%
NA07	26	43	78,740	60%
NA08	0	479	99,319	0%
NA09	263	407	54,504	65%
NA10	19	24	2,296	79%
NA12	100	118	13,492	85%
NA13	0	1	6,361	0%
NGA	139	190	15,974	73%

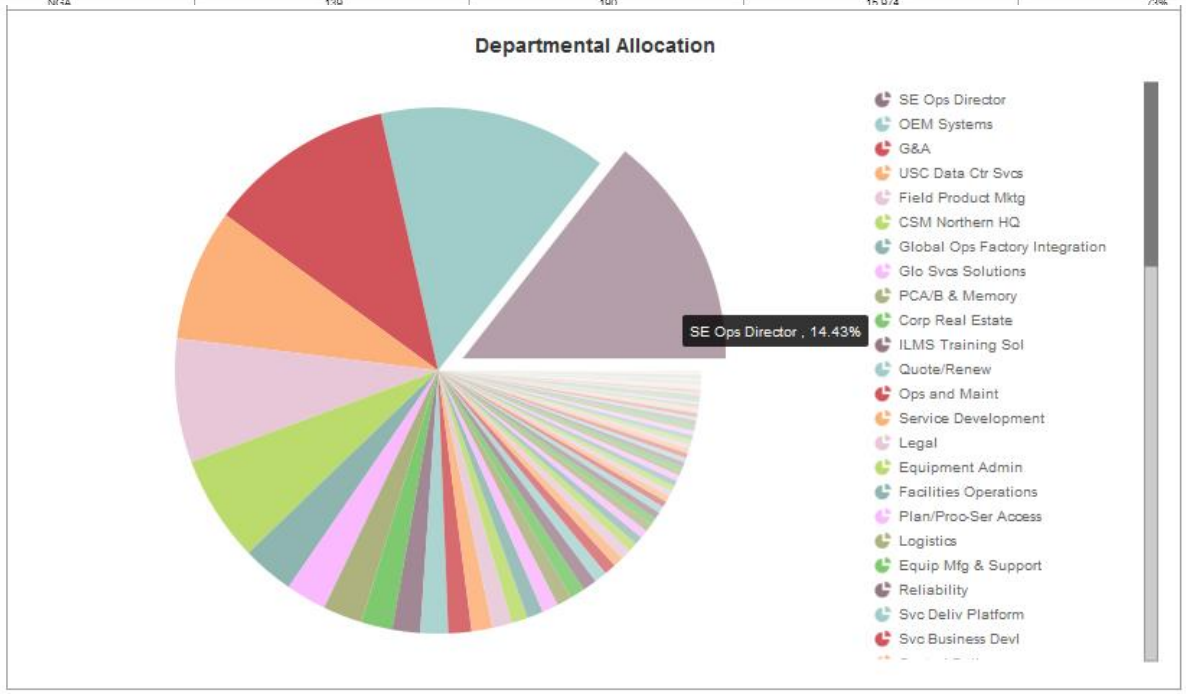

Space Analysis

- What are the **occupancy rates** by **building**?
- How is space **distributed** across different **departments**?
- What **types** of **spaces** are allocated to **departments**?
- Are my facilities **over capacity**?
- **Where** am I able to **redistribute space**?
- Do I have the **right amount** of **space**?

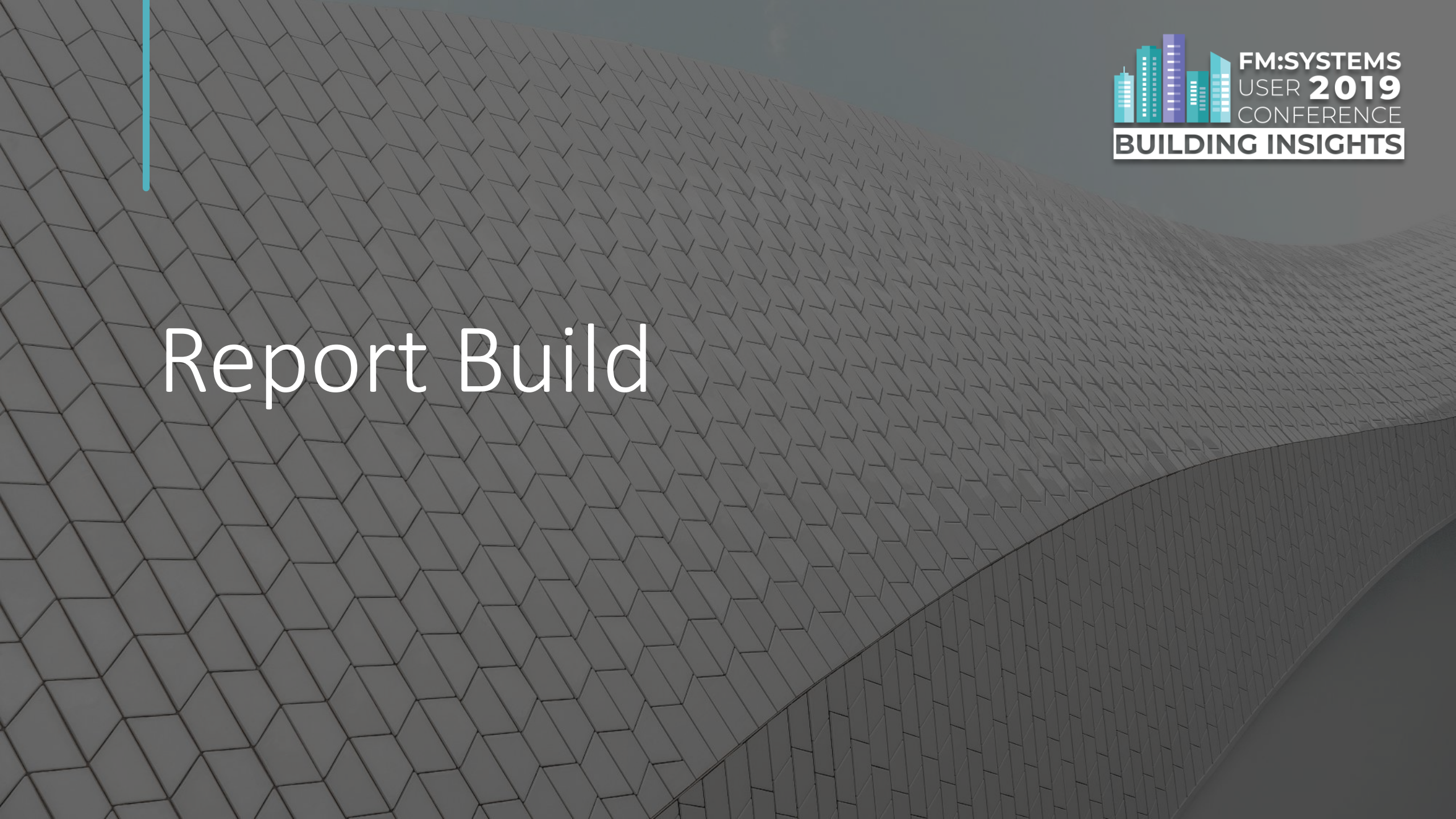

Report Build

FM:Interact®
Choose a Dashboard:
General User Homepage
Set Default
FM:Interact Integrated Workplace Management System
Dynamic Location Map
Space & Assets
Maintenance
Reservations
Move
Help & Search
fmi/SalesDemo/Default.aspx?DashboardType=Homepage#

FM:SYSTEMS USER 2019 CONFERENCE
BUILDING INSIGHTS

Powerful Configurations

FM:Interact®

Report Management

Add Report | Delete | Promote | Manage Schedules | Export | Import | Change User

Action	Report Code	Report Name	Module
Edit Run Schedule	2.03.1E	2.03.1E Department Room Count by Building	Q - Space Management
Edit Run Schedule	2.03.2E	2.03.2E Space Type Summary	Q - Space Management
Edit Run Schedule	2.04.1E	2.04.1E Employee Directory	Q - Space Management
Edit Run Schedule	BS101	Space Types Analysis	Q - Space Management
Edit Run Schedule	HHMI2.03	2.03.3E Space Type by Sq Ft Summary	Q - Space Management
Edit Run Schedule	Q10	Employee Directory	Q - Space Management
Edit Run Schedule	Q20	Space Assignment by Occupant	Q - Space Management
Edit Run Schedule	Q30	Vacant Seats by Building	Q - Space Management
Edit Run Schedule	Q40	Building Metrics	Q - Space Management
Edit Run Schedule	Q50	Departmental Occupancy	Q - Space Management
Edit Run Schedule	Q60	Departmental Chargebacks	Q - Space Management
Edit Run Schedule	UC101	Employee Directory	Q - Space Management
Global Reports			
Edit Run	1.00	1.00 Overview Dashboard	Q - Space Management

Report Type: FMx Report
FMx Report Type: Express Report
Report Code: UC101
Report Name: Employee Directory
Description:
Module: Q - Space Management
Use Nolock:

Activate Windows
Go to System in Control Panel to activate Windows.

Open Designer | Save As

FM:Interact®

Report Management

Add Report | Delete | Promote | Manage Schedules | Export | Import | Change User

FM:Interact 2019.1.55

UC100 -Vacancy A...

Search Fields...

Fields

> Employees & Space (N0)

> Person to Space Link (NA)

Arial 8 Run Report Export PDF

Section		A (Employee)	B (Email)	C (Phone)	D (Job Title)	E (Group Code)	F (Bldg.)
Page Header	1	Vacancy Analysis					
	2						
	3	Building Code	Room #	Space Type	Capacity	Occupancy	Vacancy
Detail	4	Employees & Space (N0).Employee (ENAME)	Employees & Space (N0).EMail (EMAIL)	Employees & Space (N0).Phone (PHONE)	Employees & Space (N0).Job Title (TITLE)	Employees & Space (N0).Group Code (GROUP_)	Person to Space Link (NA).BLDGRMID (BLDGRMID)

Global Reports

Report Type:
FMx Report Type
Report Code:
Report Name:
Description
Module:
Use Nolock

Open Designer | Save As

Activate Windows
Go to System in Control Panel to activate Windows.

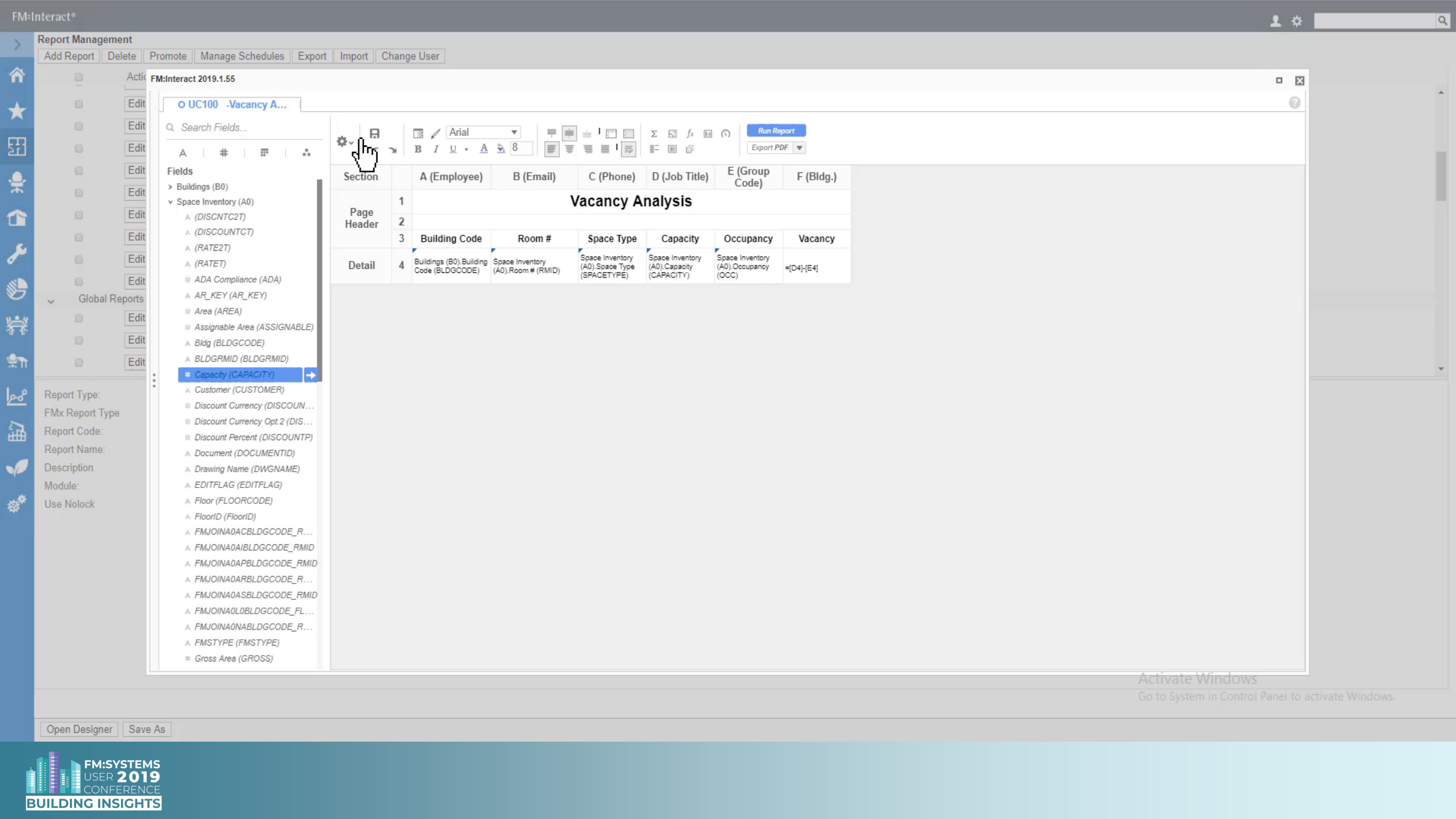
FM:Interact®
Report Management
Add Report
Delete
Promote
Manage Schedules
Export
Import
Change User
FM:Interact 2019.1.55
UC100 -Vacancy A...
Search Fields...
Fields
Buildings (B0)
Space Inventory (A0)
(DISCNTC2T)
(DISCOUNTCT)
(RATE2T)
(RATET)
ADA Compliance (ADA)
AR_KEY (AR_KEY)
Area (AREA)
Assignable Area (ASSIGNABLE)
Bldg (BLDGCODE)
BLDGRMID (BLDGRMID)
Capacity (CAPACITY)
Customer (CUSTOMER)
Discount Currency (DISCOUN...
Discount Currency Opt.2 (DIS...
Discount Percent (DISCOUNTP)
Document (DOCUMENTID)
Drawing Name (DWGNAME)
EDITFLAG (EDITFLAG)
Floor (FLOORCODE)
FloorID (FloorID)
FMJOINA0ACBLDGCODE_R...
FMJOINA0AIBLDGCODE_RMID
FMJOINA0APBLDGCODE_RMID
FMJOINA0ARBLDGCODE_R...
FMJOINA0ASBLDGCODE_RMID
FMJOINA0L0BLDGCODE_FL...
FMJOINA0NABLDGCODE_R...
FMSTYPE (FMSTYPE)
Gross Area (GROSS)
Arial
8
Run Report
Export PDF
Section
A (Employee)
B (Email)
C (Phone)
D (Job Title)
E (Group Code)
F (Bldg.)
Page Header
1
Vacancy Analysis
2
3
Building Code
Room #
Space Type
Capacity
Occupancy
Vacancy
Detail
4
Buildings (B0).Building Code (BLDGCODE)
Space Inventory (A0).Room # (RMID)
Space Inventory (A0).Space Type (SPACETYPE)
Space Inventory (A0).Capacity (CAPACITY)
Space Inventory (A0).Occupancy (OCC)
=[D4]-[E4]
Global Reports
Report Type:
FMx Report Type
Report Code:
Report Name:
Description
Module:
Use Nolock
Open Designer
Save As
Activate Windows
Go to System in Control Panel to activate Windows.
FM:SYSTEMS USER 2019 CONFERENCE
BUILDING INSIGHTS

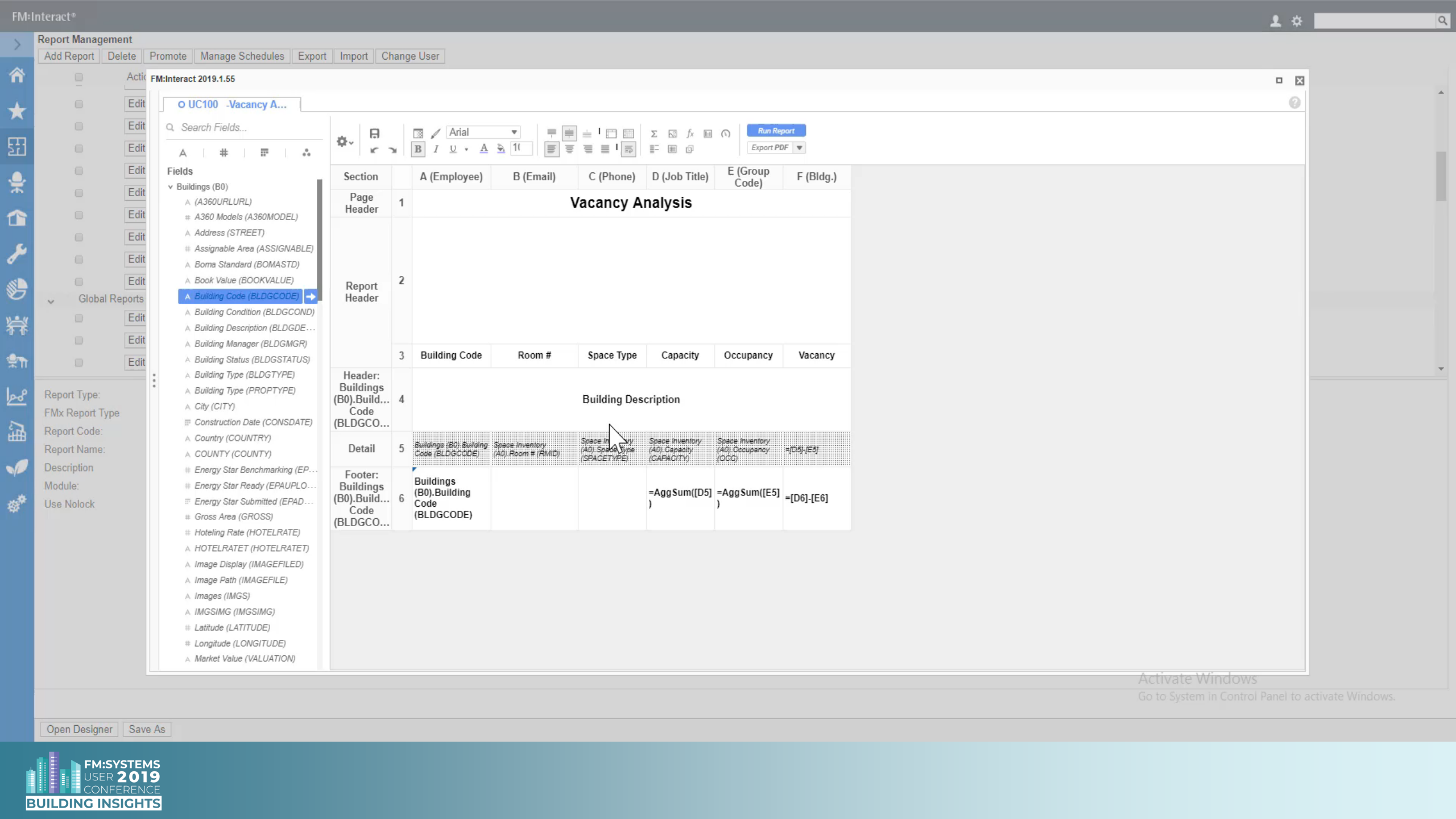
FM:Interact®
Report Management
Add Report
Delete
Promote
Manage Schedules
Export
Import
Change User
FM:Interact 2019.1.55
UC100 -Vacancy A...
Search Fields...
Fields
Buildings (B0)
(A360URLURL)
A360 Models (A360MODEL)
Address (STREET)
Assignable Area (ASSIGNABLE)
Boma Standard (BOMASTD)
Book Value (BOOKVALUE)
Building Code (BLDGCODE)
Building Condition (BLDGCOND)
Building Description (BLDGDE...
Building Manager (BLDGMGR)
Building Status (BLDGSTATUS)
Building Type (BLDGTYPE)
Building Type (PROPTYPE)
City (CITY)
Construction Date (CONSDATE)
Country (COUNTRY)
COUNTY (COUNTY)
Energy Star Benchmarking (EP...
Energy Star Ready (EPAUPLO...
Energy Star Submitted (EPAD...
Gross Area (GROSS)
Hoteling Rate (HOTELRATE)
HOTELRATET (HOTELRATET)
Image Display (IMAGEFILED)
Image Path (IMAGEFILE)
Images (IMGS)
IMGSIMG (IMGSIMG)
Latitude (LATITUDE)
Longitude (LONGITUDE)
Market Value (VALUATION)
Arial
Run Report
Export PDF
Section
A (Employee)
B (Email)
C (Phone)
D (Job Title)
E (Group Code)
F (Bldg.)
Page Header
1
Vacancy Analysis
Report Header
2
3
Building Code
Room #
Space Type
Capacity
Occupancy
Vacancy
Header: Buildings (B0).Build... Code (BLDGCO...
4
Building Description
Detail
5
Buildings (B0).Building Code (BLDGCODE)
Space Inventory (AO).Room # (RmID)
Space Inventory (AO).Space Type (SPACETYPE)
Space Inventory (AO).Capacity (CAPACITY)
Space Inventory (AO).Occupancy (OCC)
=[D5]-[E5]
Footer: Buildings (B0).Build... Code (BLDGCO...
6
Buildings (B0).Building Code (BLDGCODE)
=AggSum([D5])
=AggSum([E5])
=[D6]-[E6]
Global Reports
Report Type:
FMx Report Type
Report Code:
Report Name:
Description
Module:
Use Nolock
Open Designer
Save As
Activate Windows
Go to System in Control Panel to activate Windows.
FM:SYSTEMS USER 2019 CONFERENCE
BUILDING INSIGHTS

FM:Interact®

Report Management

Add Report | Delete | Promote | Manage Schedules | Export | Import | Change User

FM:Interact 2019.1.55

UC100 -Vacancy A...

Search Fields...

Fields

- Buildings (B0)
  - (A360URLURL)
  - A360 Models (A360MODEL)
  - Address (STREET)
  - Assignable Area (ASSIGNABLE)
  - Boma Standard (BOMASTD)
  - Book Value (BOOKVALUE)
  - Building Code (BLDGCODE)
  - Building Condition (BLDGCOND)
  - Building Description (BLDGDE...
  - Building Manager (BLDGMGR)
  - Building Status (BLDGSTATUS)
  - Building Type (BLDGTYPE)
  - Building Type (PROPTYPE)
  - City (CITY)
  - Construction Date (CONSDATE)
  - Country (COUNTRY)
  - COUNTY (COUNTY)
  - Energy Star Benchmarking (EP...
  - Energy Star Ready (EPAUPLO...
  - Energy Star Submitted (EPAD...
  - Gross Area (GROSS)
  - Hoteling Rate (HOTELRATE)
  - HOTELRATET (HOTELRATET)
  - Image Display (IMAGEFILED)
  - Image Path (IMAGEFILE)
  - Images (IMGS)
  - IMGSIMG (IMGSIMG)
  - Latitude (LATITUDE)
  - Longitude (LONGITUDE)
  - Market Value (VALUATION)

Run Report | Export PDF

Section		A (Employee)	B (Email)	C (Phone)	D (Job Title)	E (Group Code)	F (Bldg.)
Page Header	1	Vacancy Analysis					
Report Header	2	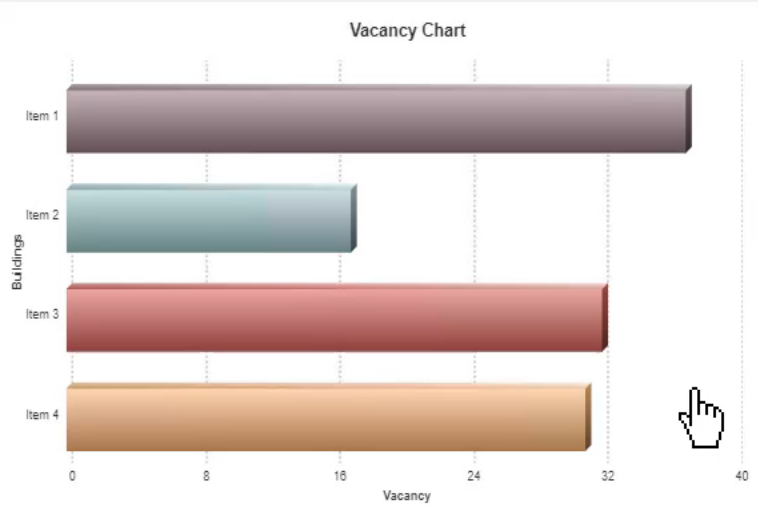					
	3	Building Code	Room #	Space Type	Capacity	Occupancy	Vacancy
Header: Buildings (B0).Build... Code (BLDGCO...	4	Building Description					
Detail	5	Buildings (B0).Building Code (BLDGCODE)	Space Inventory (A0).Room # (RMID)	Space Inventory (A0).Space Type (SPACETYPE)	Space Inventory (A0).Capacity (CAPACITY)	Space Inventory (A0).Occupancy (OCC)	=[D5]-[E5]
Footer: Buildings (B0).Build...	6	Buildings (B0).Building			=AggSum([D5]	=AggSum([E5]	=[D6]-[E6]

Report Type:
FMx Report Type
Report Code:
Report Name:
Description
Module:
Use Nolock

Open Designer | Save As

Activate Windows
Go to System in Control Panel to activate Windows.

FM:Interact®

Report Management

Add Report | Delete | Promote | Manage Schedules | Export | Import | Change User

FM:Interact 2019.1.55

UC100 -Vacancy An... | UC100 -Vacancy A...

Search Fields...

Fields

- Buildings (B0)
  - (A360URLURL)
  - A360 Models (A360MODEL)
  - Address (STREET)
  - Assignable Area (ASSIGNABLE)
  - Boma Standard (BOMASTD)
  - Book Value (BOOKVALUE)
  - Building Code (BLDGCODE)
  - Building Condition (BLDGCOND)
  - Building Description (BLDGDE...
  - Building Manager (BLDGMGR)
  - Building Status (BLDGSTATUS)
  - Building Type (BLDGTYPE)
  - Building Type (PROPTYPE)
  - City (CITY)
  - Construction Date (CONSDATE)
  - Country (COUNTRY)
  - COUNTY (COUNTY)
  - Energy Star Benchmarking (EP...
  - Energy Star Ready (EPAUPLO...
  - Energy Star Submitted (EPAD...
  - Gross Area (GROSS)
  - Hoteling Rate (HOTELRATE)
  - HOTELRATET (HOTELRATET)
  - Image Display (IMAGEFILED)
  - Image Path (IMAGEFILE)
  - Images (IMGS)
  - IMGSIMG (IMGSIMG)
  - Latitude (LATITUDE)
  - Longitude (LONGITUDE)
  - Market Value (VALUATION)

Arial | Run Report | Export PDF

Page Header	1	**Vacancy Analysis**
Report Header	2	Vacancy Chart: Item 1, Item 2, Item 3, Item 4; Buildings; 0, 8, 16, 24, 32, 40; Vacancy
	3	Building Code | Room # | Space Type | Capacity | Occupancy | Vacancy
Header: Buildings (B0).Build... Code (BLDGCO...	4	Building Description
Detail	5	Buildings (B0).Building Code (BLDGCODE) | Space Inventory (A0).Room # (RMID) | Space Inventory (A0).Space Type (SPACETYPE) | Space Inventory (A0).Capacity (CAPACITY) | Space Inventory (A0).Occupancy (OCC) | =[D5]-[E5]
Footer: Buildings (B0).Build... Code (BLDGCO...	6	Buildings (B0).Building Code (BLDGCODE) | | | =AggSum([D5]) | =AggSum([E5]) | =[D6]-[E6]

Report Type:
FMx Report Type
Report Code:
Report Name:
Description
Module:
Use Nolock

Open Designer | Save As

Activate Windows
Go to System in Control Panel to activate Windows.

FM:Interact®

Report Management

Add Report | Delete | Promote | Manage Schedules | Export | Import | Change User

FM:Interact 2019.1.55

UC100 -Vacancy A...

Search Fields...

Fields

- Buildings (B0)
- Space Inventory (A0)

Arial | 8 | Run Report | Export PDF

ction		A (Employee)	B (Email)	C (Phone)	D (Job Title)	E (Group Code)	F (Bldg.)
Page Header	1	**Vacancy Analysis**					
Report Header	2	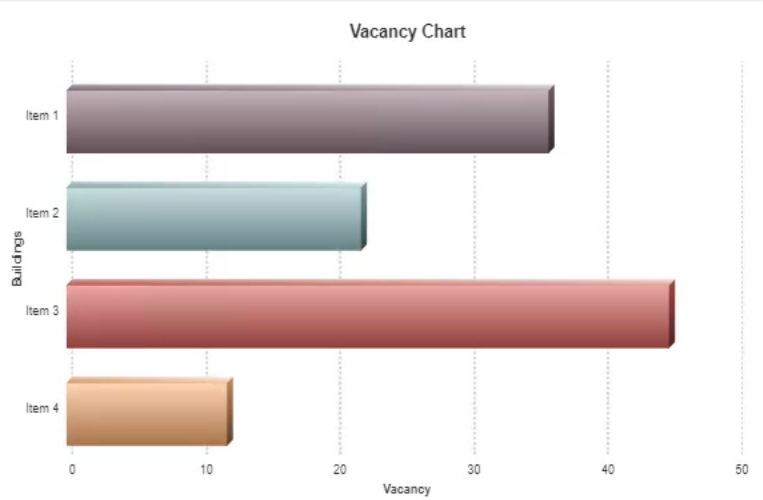					
	3	Building Code	Room #	Space Type	Capacity	Occupancy	Vacancy
Header: Buildings (B0).Build... Code (BLDGCO...	4	Building Description					
Detail	5	Buildings (B0).Building Code (BLDGCODE)	Space Inventory (A0).Room # (RMID)	Space Inventory (A0).Space Type (SPACETYPE)	Space Inventory (A0).Capacity (CAPACITY)	Space Inventory (A0).Occupancy (OCC)	=[D5]-[E5]
Footer: Buildings (B0).Build...	6	Buildings (B0).Building			=AggSum([D5]	=AggSum([E5]	-[D6]-[E6]

Report Type:
FMx Report Type
Report Code:
Report Name:
Description
Module:
Use Nolock

Open Designer | Save As

Activate Windows
Go to System in Control Panel to activate Windows.

Data Expertise

SQLQuery17.sql - support-remy-18.FMI8 (SUPPORT-REMY-18\Administrator (61))* - Microsoft SQL Server Management Studio (Administrator)

File Edit View Query Project Debug Tools Window Help

FMI8 | Execute | Debug | New Query | Generic Debugger

SQLQuery17.sql - su...Administrator (61))* | SQLQuery15.sql - su...Administrator (63))* | SQLQuery13.sql - su...Administrator (72))* | SQLQuery10.sql - su...Administrator (70))* | SQLQuery7.sql - su...Administrator (67))*

```
CREATE PROCEDURE [dbo].[FM_SP_FMXReport_Added_Deleted_SPACES]
 (@MODDATE date)
AS
BEGIN


IF ISNULL(@MODDATE, '') = ''
            SET @MODDATE = GETDATE()


INSERT INTO FMA0_SNAPSHOT
    SELECT
    FMA0.AUTO_KEY
    ,FMA0.BLDGCODE
    ,FMA0.FLOORCODE
    ,FML0.FLOORDESC
    ,FMA0.DWGNAME
    ,FMA0.RMID
    ,FMA0.RMNAME
    ,FMA0.SPACETYPE
    ,FMA0.ModifiedOn
    ,'NEW' AS STATUS
    ,dbo.GetAutoKey()
    ,GETDATE() AS UPDATED
    FROM FMA0
    JOIN FML0 ON FMA0.BLDGCODE=FML0.BLDGCODE AND FMA0.FLOORCODE=FML0.FLOORCODE
    JOIN FMB0 ON FMB0.BLDGCODE=FMA0.BLDGCODE
    LEFT OUTER JOIN FMA0_SNAPSHOT X ON X.BLDGCODE = FMA0.BLDGCODE AND X.RMID = FMA0.RMID
    WHERE X.A0_AUTO_KEY IS NULL


    SELECT
    X.AUTO_KEY
    ,X.BLDGCODE
    ,X.FLOORCODE
    ,X.DWGNAME
    ,X.RMID
    ,X.RMNAME
    ,X.SPACETYPE
    ,X.ModifiedOn
    ,'REMOVED' AS [STATUS]
    ,GETDATE() AS UPDATED
    FROM FMA0_SNAPSHOT X
```

90 %

Query executed successfully. | support-remy-18 (13.0 SP1) | SUPPORT-REMY-18\Admini... | FMI8 | 00:00:00 | 0 rows

Properties

Current connection parame

Aggregate Status
- Connectior
- Elapsed tim 00:00:00.020
- Finish time 5/29/2019 5:43:05
- Name support-remy-18
- Rows returr 0
- Start time 5/29/2019 5:43:05
- State Open

Connection
- Connectior support-remy-18

Connection Details
- Connectior 00:00:00.020
- Connectior Not encrypted
- Connectior 5/29/2019 5:43:05
- Connectior 0
- Connectior 5/29/2019 5:43:05
- Connectior Open
- Display nan support-remy-18
- Login name SUPPORT-REMY-
- Server nam support-remy-18
- Server versi 13.0.4001
- Session Tra
- SPID 61

Name
The name of the connection.

Ready | Ln 63 | Col 15 | Ch 12 | INS

ENG 5:44 PM 5/29/2019

FM:SYSTEMS USER 2019 CONFERENCE BUILDING INSIGHTS

What’s Next?

FM:SYSTEMS USER 2019 CONFERENCE
BUILDING INSIGHTS

Dashboard - Space Management

Space Utilization %

78%

Avg. Sq. Ft. per Person

115.35 sq. ft.

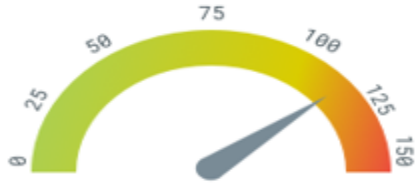

Square Feet by Building

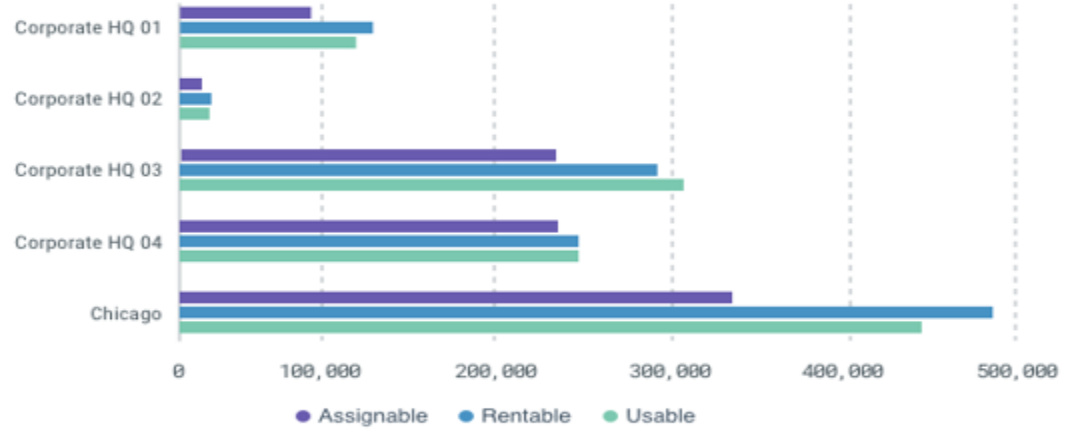

Department Detail by Building

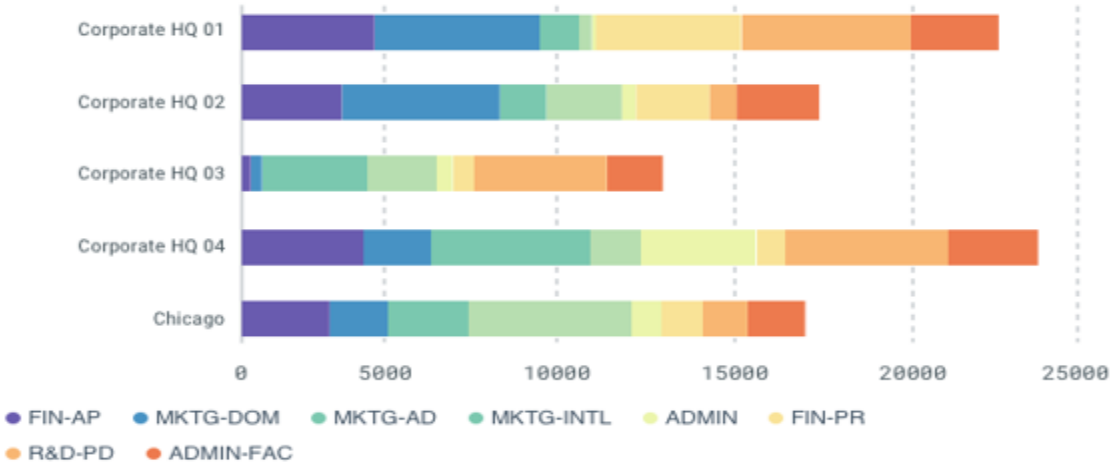

Occupancy History by Site

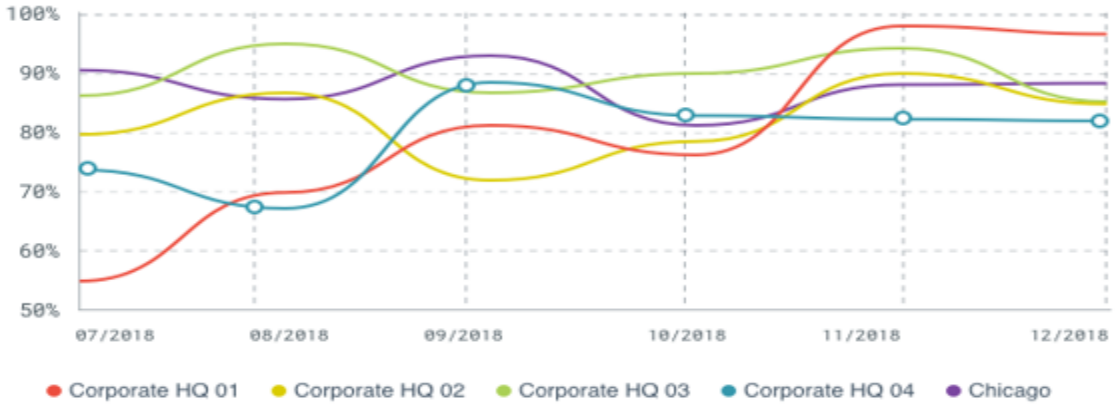

FM:SYSTEMS USER 2019 CONFERENCE
BUILDING INSIGHTS

Questions?