

Five Steps for Success




The Winning Combination

To complete the Getting Started Right process, fill in this guide and go to connect.legalshield.com/start to watch the 5 videos that can help you launch your LegalShield business and Level Up to Senior Associate. Do this in 20 days or less and earn a \$180 Level Up bonus!

STEP 1: Watch *Welcome to LegalShield*

- Schedule your Game Plan Interview with your support team: _____
Date/Time _____ Expert _____
- Write down your "WHY" for starting your LegalShield business.

STEP 2: Watch *Set Up Your Business*

- Download the LegalShield, IDShield, and Prospect by LegalShield apps from Google Play or the App store.   
- Login to your Associates Only Back Office at online.legalshield.com to view reports, access training and more.
- Sign up members and new associates using your website at yourloginname.wearelegalshield.com. Substitute "yourloginname" with your own Associates Only Back Office username.

STEP 3: Watch *Build Your List and Launch Your Business*

- Start with your Top 10 right now and continue building your list to 100+ names. Use social media sites and memory joggers to assist in this process.

	NAME	PHONE	BACKGROUND	TOOL	Follow Up	3-Way Call	Live Event
1.	_____	_____	_____	_____	<input type="checkbox"/>	<input type="checkbox"/>	<input type="checkbox"/>
2.	_____	_____	_____	_____	<input type="checkbox"/>	<input type="checkbox"/>	<input type="checkbox"/>
3.	_____	_____	_____	_____	<input type="checkbox"/>	<input type="checkbox"/>	<input type="checkbox"/>
4.	_____	_____	_____	_____	<input type="checkbox"/>	<input type="checkbox"/>	<input type="checkbox"/>
5.	_____	_____	_____	_____	<input type="checkbox"/>	<input type="checkbox"/>	<input type="checkbox"/>
6.	_____	_____	_____	_____	<input type="checkbox"/>	<input type="checkbox"/>	<input type="checkbox"/>
7.	_____	_____	_____	_____	<input type="checkbox"/>	<input type="checkbox"/>	<input type="checkbox"/>
8.	_____	_____	_____	_____	<input type="checkbox"/>	<input type="checkbox"/>	<input type="checkbox"/>
9.	_____	_____	_____	_____	<input type="checkbox"/>	<input type="checkbox"/>	<input type="checkbox"/>
10.	_____	_____	_____	_____	<input type="checkbox"/>	<input type="checkbox"/>	<input type="checkbox"/>

- Launch your business by scheduling your Private Business Reception (PBR) and your Private Conference Call (PCC) with your support team.

Private Business Reception:

Private Conference Call:

Date/Time _____ Expert _____

Date/Time _____ Expert _____

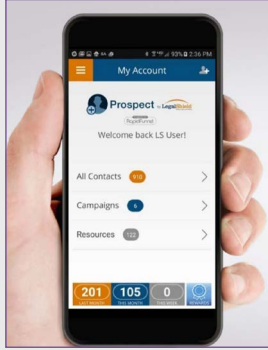
Five Steps For Success, The Winning Combination.

STEP 4: Watch *Use 3rd Party Tools to Grow Your Business*

THE EXPOSURE PROCESS



LIST



TOOLS



THREE-WAY CALLS



LIVE EVENTS

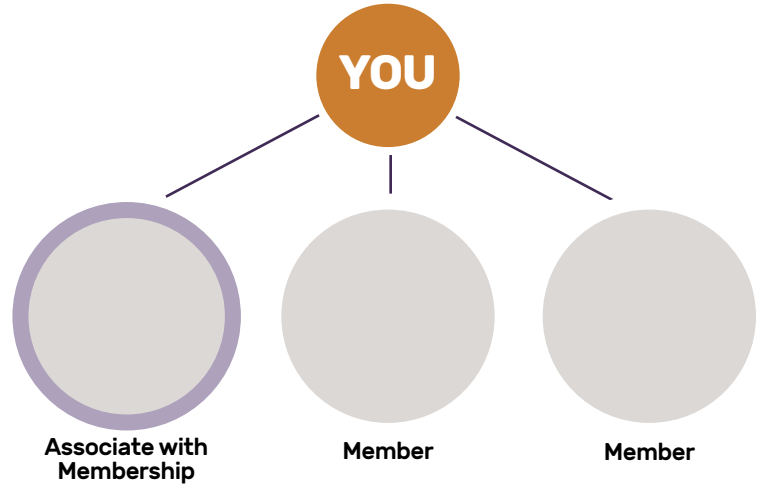
- Learn more about running your business with LegalShield Advantage at connect.legalshield.com/LSA.

STEP 5: Watch *LevelUp in 20 Days & Get Plugged In*

- LevelUp to Senior Associate by selling THREE membership and recruiting ONE new associate or selling SIX new memberships.

3 + 1
memberships Associate

Do this in your first 20 days and earn a \$180 Level Up bonus!



- Get Plugged In – Stay connected to your leaders and plug into events.

Your Support Team:

Senior Director's Name/Phone Number

Executive Director's Name/Phone Number

Weekly Business Briefing:

Day/Time/Location

Team Conference Call:

Date/Time /Phone Number

Super Saturday:

Date/Time/Location

Convention:

Dates/Location
For details, visit connect.legalshield.com/convention.

Personal Development:

- Learn about Performance Club and how to earn trips at connect.legalshield.com/PC.