

Roxhill Media Searching

Contents

Types of Searches	3
Page Layout & Navigation Terminology	4
Left Navigation	5
Search Filters Form Fields	6
Using the Search Filters for Sectors	7
Toolbars & Actions	8
Search Results	9
Searching for Journalists	10
Searching for Outlets Using the Map Filter	11
Roxhill's Quick Search	12
If you have any questions	13

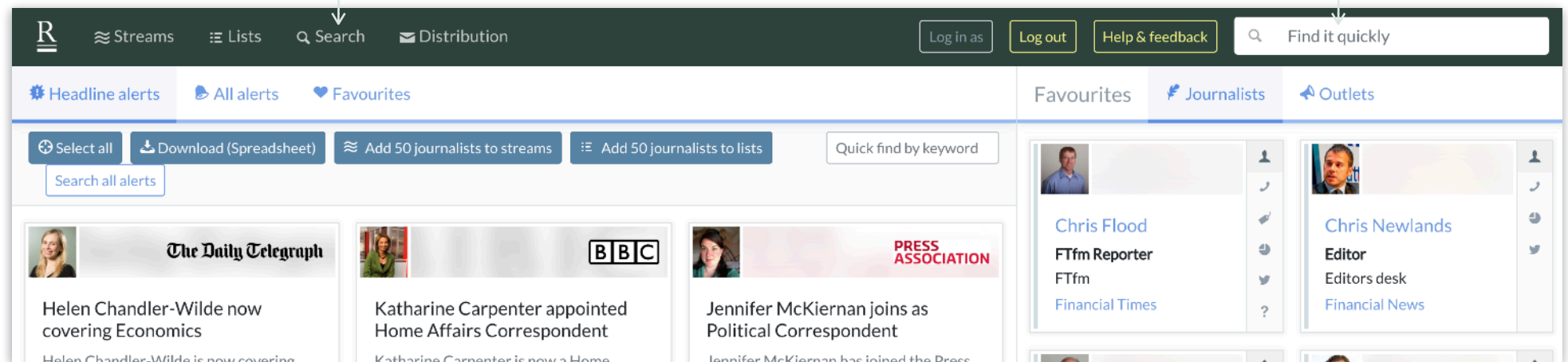
Search

Types of Searches

Within Roxhill, there are different ways of conducting a search.

Advanced Search - allows you to search for journalists and outlets as well as keywords within articles and Twitter.

Find it quickly - allows you to quickly look for journalists, outlets and companies by typing in their name.



Advanced Search

Page Layout & Navigation Terminology

The screenshot displays the 'New journalist search' interface. On the left is a 'Left Navigation' menu with options: Journalists, Outlets, Articles, Journalist alerts, Forward Features, Media Requests, Tweets, Instagram, and Activities. The main area has a 'Title Bar' with 'New journalist search' and a toolbar with actions like 'Select all', 'Download all', 'Send all email', 'Copy all emails', 'Add all journalists to streams', 'Add all journalists to lists', and 'Activity for all'. Below the toolbar are filters for 'Outlet type', 'Outlet', 'Sector', and 'Writing about' (Articles, Tweets, Instagrams). A 'Keywords' section is at the bottom left. The search results are shown in a grid of eight panels, each for a journalist. Each panel includes a profile picture, name, role, location, and a list of outlets. Annotations with lines point to the navigation menu, the title bar, the toolbar, the filters, and the search results panels.

Left Navigation

Title Bar

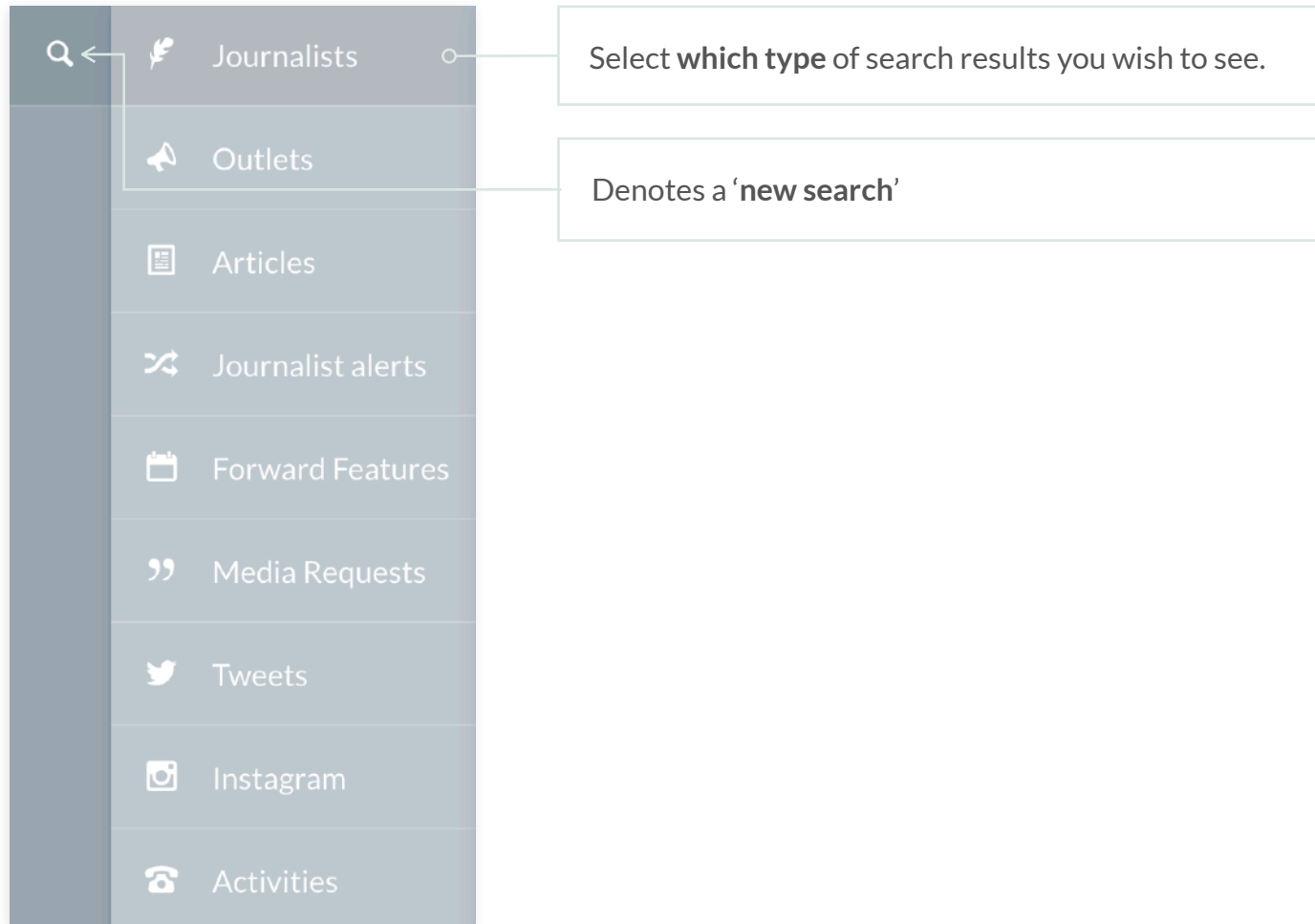
Toolbars - containing **actions** relating to the search results

Use the **search filters** to narrow the number of results, making results more specific and relevant to you.

Select **information panels** to perform actions or follow links.
Note: **Search results** are dependent on the filters applied.

Advanced Search

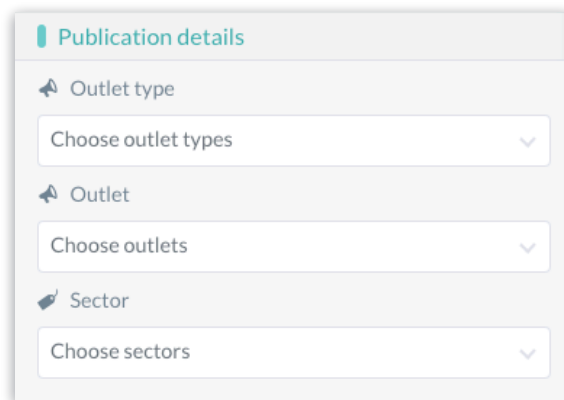
Left Navigation



Advanced Search

Search Filters Form Fields

Most of the filters require you to select from a dropdown. Simply click on the boxes to reveal your options under each category.



Publication details

Outlet type

Choose outlet types

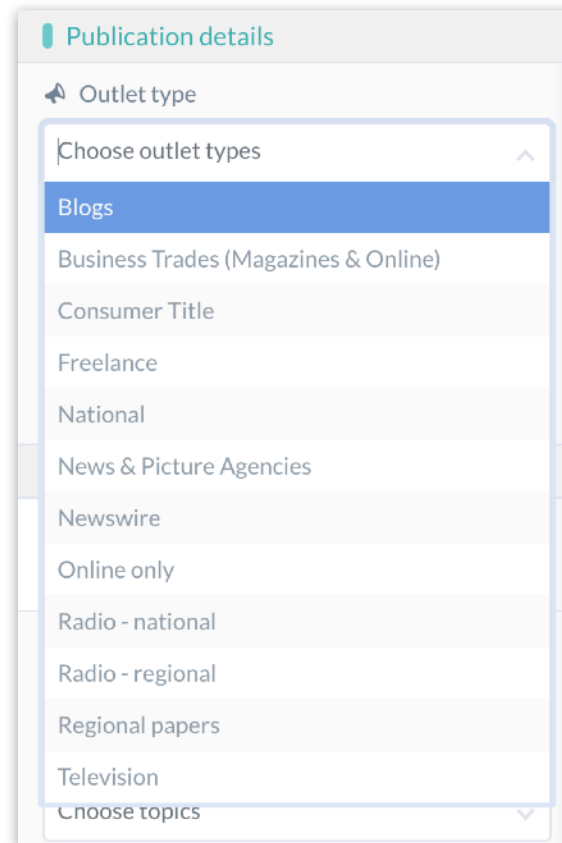
Outlet

Choose outlets

Sector

Choose sectors

Tip: If you enter text relating to the item you wish to find, the search functionality displays results matching the text you've entered only.



Publication details

Outlet type

Choose outlet types

Blogs

Business Trades (Magazines & Online)

Consumer Title

Freelance

National

News & Picture Agencies

Newswire

Online only

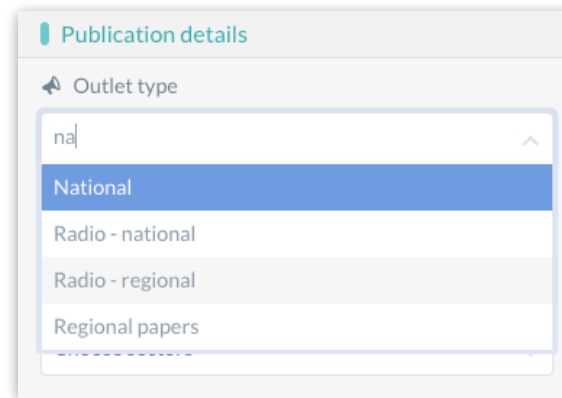
Radio - national

Radio - regional

Regional papers

Television

Choose topics



Publication details

Outlet type

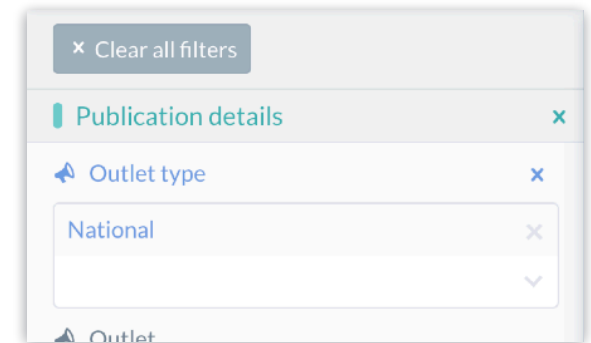
na

National

Radio - national

Radio - regional

Regional papers





Clear all filters


Publication details

Outlet type

National

Once you have selected an item, you can clear the box using the .

You can clear all items within a sub-heading using the .

Or you can clear every filter which is applied using the  button.

Note: clearing all filters will clear previous results and a blank screen will be displayed.


Advanced Search

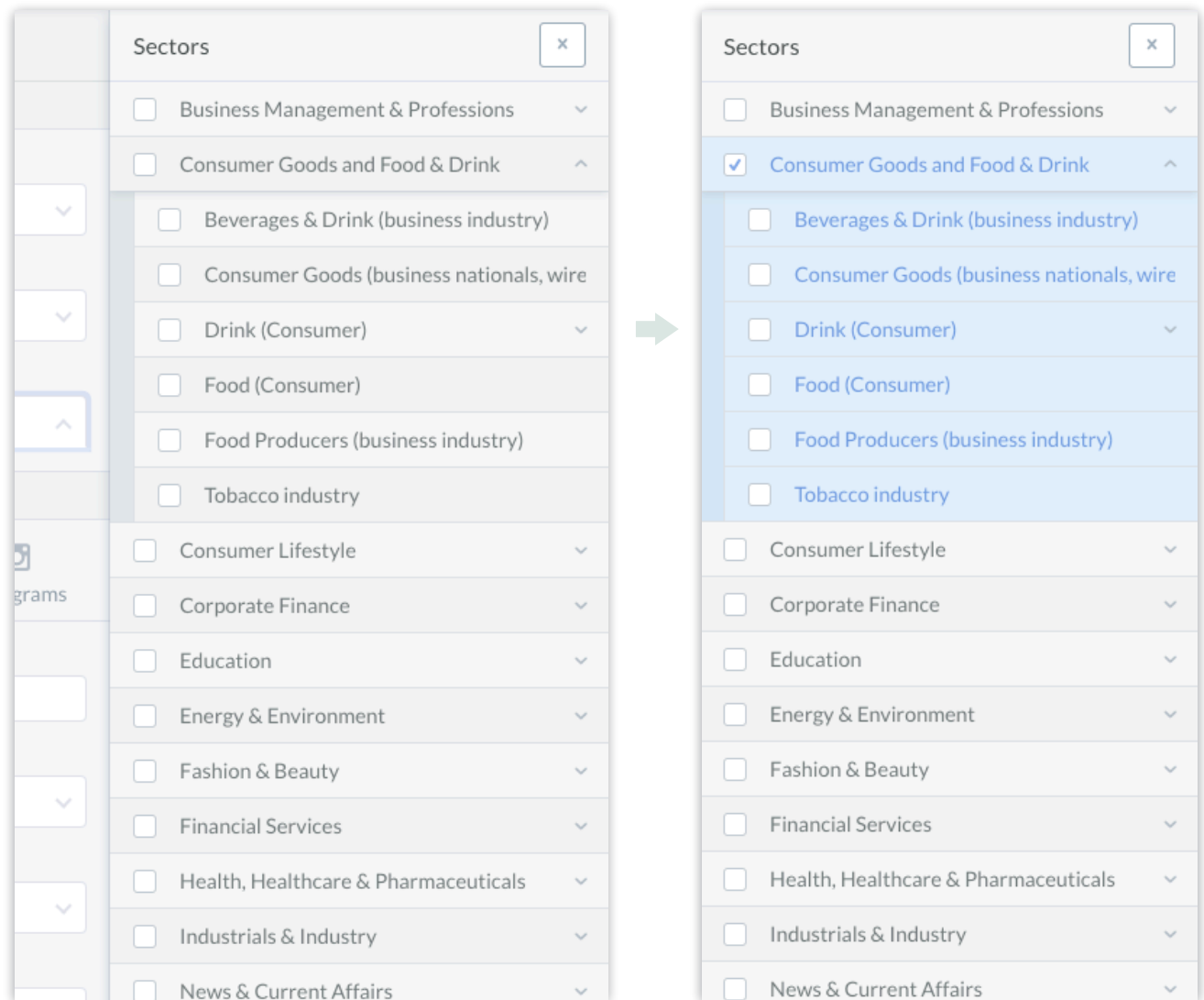
Using the Search Filters for Sectors

For larger categories, eg. Sectors, the options display within a full-height panel to the right of the selected form field.

These options contain related options. In this example, the sector 'Consumer Goods and Food & Drink' contains multiple sub-sectors.

Select the top level option to select all options within that selection.

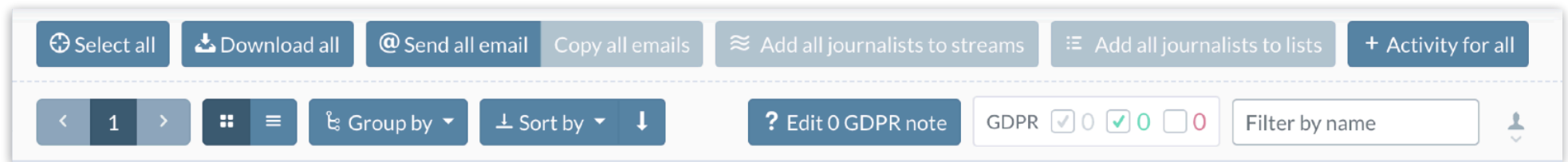
To cancel click  or anywhere else on the page.



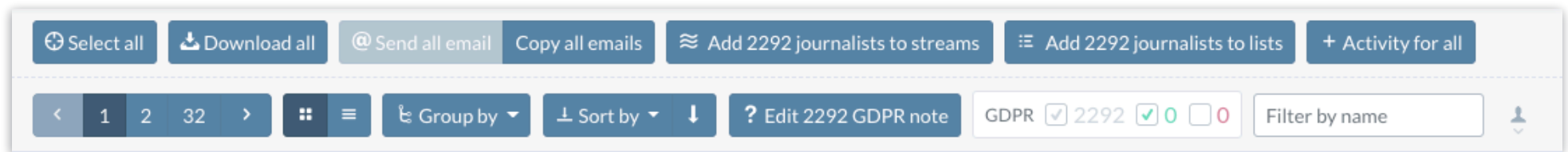
Advanced Search

Toolbars & Actions

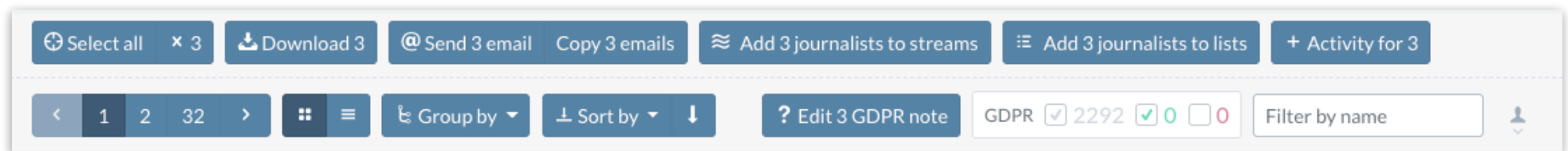
Before you have produced any results using the search filters, some of the buttons will show as disabled.



Once you have produced results, the action buttons relate to all items, in this case journalists, until you make selections.



Once you have made selections, the numbers displayed reference the number of selections made, in this case 3.











Advanced Search

Search Results

Depending on which type of information you have selected in the left navigation, the information panels will display relevant information for these, in this case journalists.

To perform actions on the selections, simply click anywhere on the information panels and a blue box will appear to indicate this.

 Andrea Soh Reporter Newsdesk The Business Times (Singapore)	 Andreas Mihm Correspondent Germany (Berlin) Frankfurter Allgemeine Zeitung (Germany)
 Andrew Revkin Senior Reporter News desk ProPublica (US)	 Angela Jameson Freelance Business Reporter Business Evening Standard
 Anjali Raval Senior Energy Correspondent Natural Resources Financial Times	 Anthony Adragna Reporter Energy POLITICO
 Artur Zanón Editor Business desk Expansión (Spain)	 Audrey Garric Journalist News Desk Le Monde (France)

Advanced Search

Searching for Journalists

Combining the various filters within Roxhill produces varied results.

The three main ways of searching for relevant journalists are:

1. **By sector**
2. **By topic**
3. **By keyword**

You can also search for **companies** and **company sectors** using the filter to find out who has written about them in the UK national press.

The screenshot shows the 'Advanced Search' interface in Roxhill. At the top, there is a 'Clear all filters' button. Below it, the 'Publication details' section contains three dropdown menus: 'Outlet type', 'Outlet', and 'Sector'. The 'Writing about' section has three radio buttons for 'Articles', 'Tweets', and 'Instagrams'. Below this, the 'Keywords' section has a text input field. The 'Topic' section has a dropdown menu. The 'Companies' section has a dropdown menu. The 'Company sectors' section has a dropdown menu. The 'Timeframe' section is partially visible at the bottom. Green arrows point to the 'Sector', 'Keywords', 'Topic', 'Companies', and 'Company sectors' filters.

Advanced Search

Searching for Outlets Using the Map Filter

New outlet search

✕ Clear all filters

227 results

Publication details

Outlet type

Choose outlet types

Sector

Choose sectors

Location details

Based in countries

Choose countries

Based in localities

Choose localities

Coverage area

Address

Map area

Any town or postcode

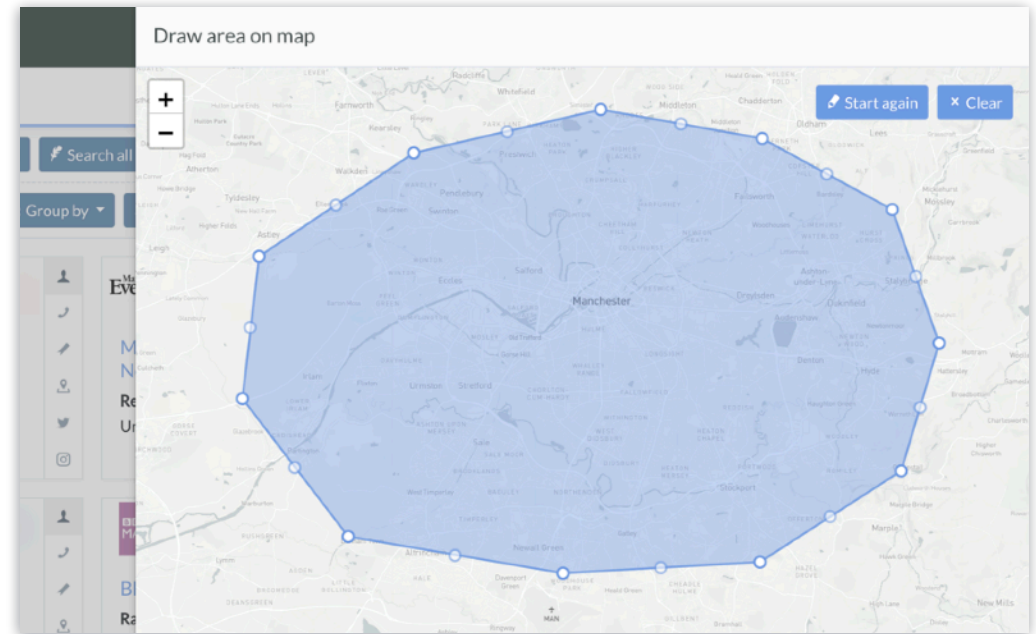
Enter address

Any area on map

✕

✎ Draw area on map

Writing about



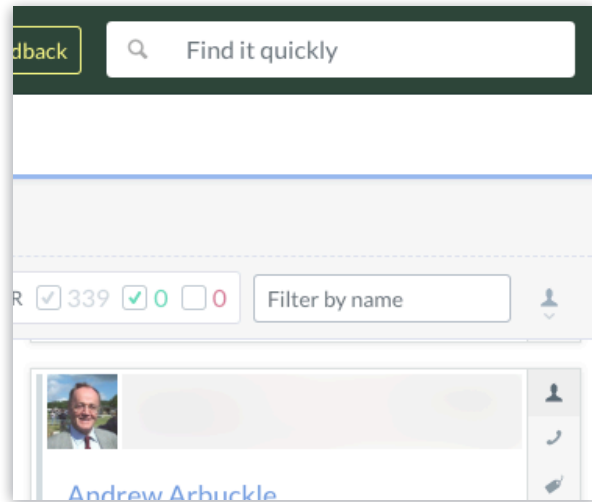
Within an Outlet search, you can filter regional outlets by coverage area.

Either enter a town / postcode or click [✎ Draw area on map](#) to enable the map, where you can draw an area.

Tip: Upon drawing the area on the map, the results will load automatically.

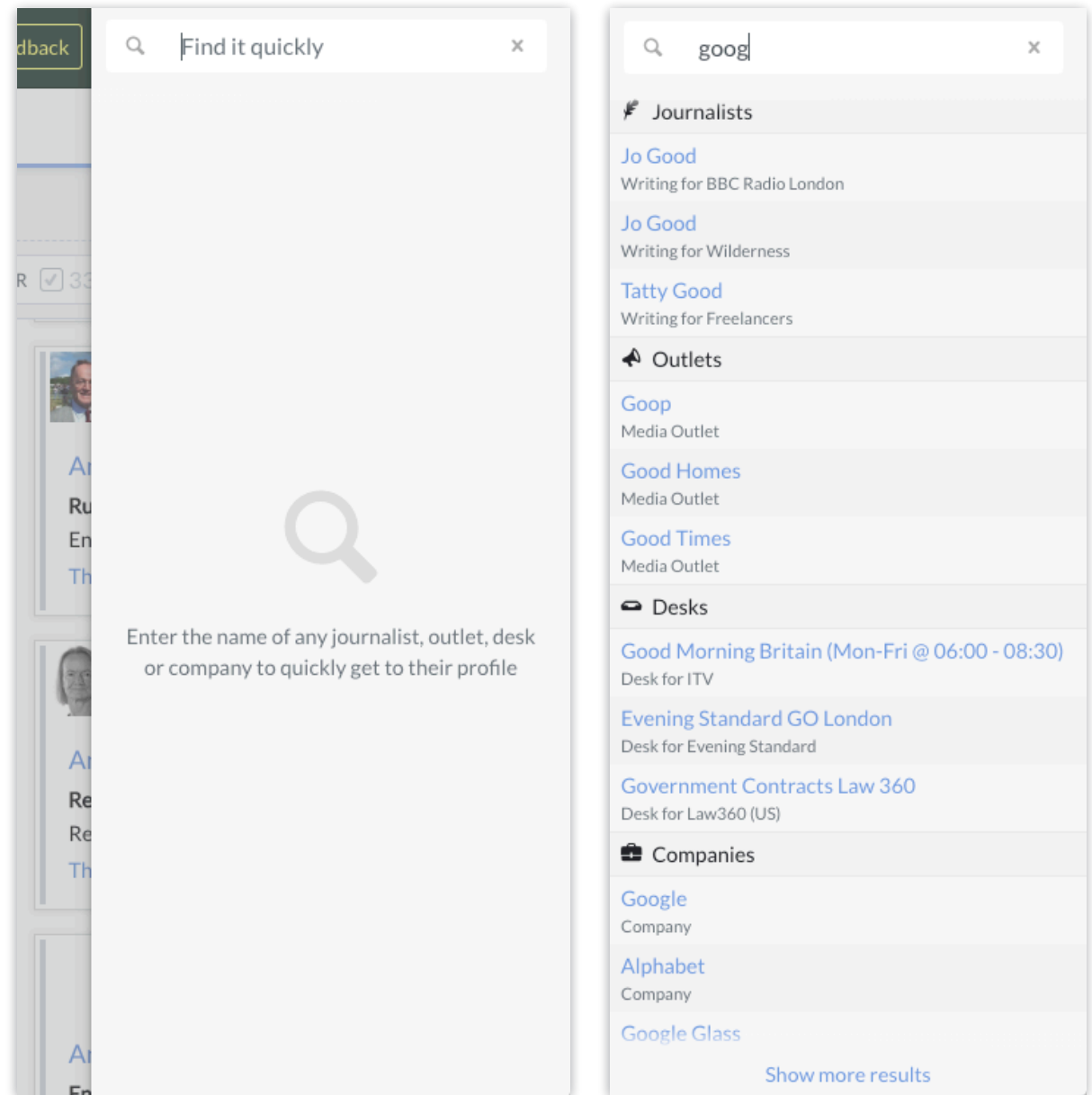
Find it Quickly

Roxhill's Quick Search



On any page in Roxhill, you can search for journalists, outlets, companies and desks quickly by using the box in the top right hand corner.

Start entering the name of the journalist, outlet or company and the results will match the text entered.



Contact

If you have any questions

For any questions or if you need any advice, please contact our account managers, by email or phone:



help@roxhillmedia.com



+44 (0)20 3981 0010

Roxhill Media, WeWork No.1 Poultry, London, EC2R 8EJ