

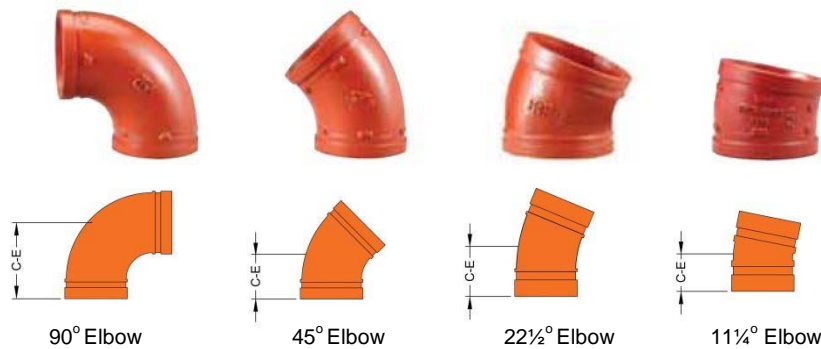
**MODELS 7110 90° ELBOW, REGULAR RADIUS
7111 45° ELBOW, REGULAR RADIUS
7112 22½° ELBOW
7113 11¼° ELBOW**

Shurjoint grooved-end elbows are made of ductile iron per ASTM A536 Gr. 65-45-12 and or ASTM A395 Gr. 65-45-15. C-E dimensions are manufacturer's standard.

Shurjoint standard fitting pressure ratings conform to the ratings of Model 7707 couplings.



For Fire Protection pressure rating, listing, and approval information, refer to Data Sheet B-42 or visit *SHURJOINT* website, www.shurjoint.com for details or contact your *SHURJOINT* Representative.




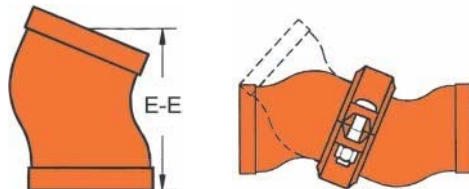
Full warranty terms can be found on www.shurjoint.com

Models 7110 / 7111 / 7112 / 7113 Elbows										
Nominal Pipe Size	Pipe O.D.	#7110 90° Elbows		#7111 45° Elbows		7112 22½° Elbows		#7113 11¼° Elbows		
		C-E	Weight	C-E	Weight	C-E	Weight	C-E	Weight	
in	mm	in	Lbs	in	Lbs	in	Lbs	in	Lbs	
mm	mm	mm	Kgs	mm	Kgs	mm	Kgs	mm	Kgs	
1	1.315	2.25	0.7	1.75	0.5	---	---	1.38	0.4	
25	33.4	57	0.3	45	0.2	---	---	35	0.2	
1¼	1.660	2.75	1.1	1.75	0.7	1.75	0.7	1.38	0.7	
32	42.2	70	0.5	45	0.3	45	0.3	35	0.3	
1½	1.900	2.75	1.3	1.75	0.9	1.75	1.1	1.38	0.7	
40	48.3	70	0.6	45	0.4	45	0.5	35	0.3	
2	2.375	3.25	2.0	2.00	1.5	1.88	1.6	1.38	1.0	
50	60.3	83	0.9	51	0.7	48	0.7	35	0.4	
2½	2.875	3.75	2.6	2.25	2.1	2.01	2.6	1.50	1.6	
65	73.0	95	1.2	57	0.9	51	1.2	38	0.7	
76.1 mm	3.000	3.75	3.1	2.25	2.1	2.01	2.5	1.50	1.7	
	76.1	95	1.4	57	0.9	51	1.1	38	0.8	
3	3.500	4.25	4.3	2.50	2.9	2.25	3.1	1.50	1.8	
80	88.9	108	2.0	64	1.3	57	1.4	38	0.8	
101.6 mm	4.000	4.50	5.5	---	---	---	---	---	---	
	101.6	114	2.5	---	---	---	---	---	---	
108.0 mm	4.250	5.00	5.5	3.00	4.4	---	---	---	---	
	108.0	127	2.5	76	2.0	---	---	---	---	
4	4.500	5.00	6.9	3.00	4.4	2.88	4.4	1.75	2.2	
100	114.3	127	3.1	76	2.0	73	2.0	45	1.0	
133.0 mm	5.250	5.50	9.0	3.25	5.9	---	---	---	---	
	133.0	140	4.1	83	2.7	---	---	---	---	
139.7 mm	5.500	5.50	9.5	3.25	6.4	2.88	6.5	2.00	4.5	
	139.7	140	4.3	83	2.9	73	2.9	51	2.0	
5	5.563	5.50	11.0	3.25	6.6	2.88	6.8	2.00	4.5	
125	141.3	140	5.0	83	3.0	73	3.1	51	2.1	
159.0 mm	6.250	6.50	13.2	3.50	8.4	---	---	---	---	
	159.0	165	6.0	89	3.8	---	---	---	---	

Models 7110 / 7111 / 7112 / 7113 Elbows									
Nominal Pipe Size	Pipe O.D.	#7110 90° Elbows		#7111 45° Elbows		7112 22½° Elbows		#7113 11¼° Elbows	
		C-E	Weight	C-E	Weight	C-E	Weight	C-E	Weight
in mm	in mm	in mm	Lbs Kgs	in mm	Lbs Kgs	in mm	Lbs Kgs	in mm	Lbs Kgs
165.1 mm	6.500 165.1	6.50 165	12.5 5.7	3.50 89	8.9 4.0	3.12 79	10.7 4.9	2.00 51	5.5 2.5
6 150	6.625 168.3	6.50 165	12.8 5.8	3.50 89	8.9 4.0	3.12 79	9.3 4.2	2.00 51	5.5 2.5
8 200	8.625 219.1	7.75 197	28.7 13.0	4.25 108	19.0 8.6	3.88 98	17.8 8.1	2.00 51	10.1 4.6
10 250	10.750 273.0	9.00 229	53.1 24.1	4.75 121	34.2 15.5	4.38 111	39.0 17.7	2.13 54	22.1 10.0
12 300	12.750 323.9	10.00 254	81.0 36.7	5.25 133	49.5 22.5	4.88 124	43.0 19.5	2.25 57	27.3 12.4
200 JIS	8.516 216.3	7.75 197	27.2 12.4	4.25 108	18.5 8.4	3.88 98	13.9 6.3	2.00 51	9.3 4.2
250 JIS	10.528 267.4	9.00 229	52.8 24.0	4.75 121	34.2 15.5	4.38 111	22.5 10.2	2.13 54	22.1 10.0
300 JIS	12.539 318.5	10.00 254	77.0 35.0	5.25 133	49.5 22.5	4.88 124	33.7 15.3	2.25 57	27.3 12.4
14 350	14.000 355.6	11.00 280	77.5 35.2	6.00 152	48.4 22.0	---	---	---	---
16 400	16.000 406.4	12.00 305	94.6 43.0	7.25 184	96.8 44.0	---	---	---	---
18 450	18.000 457.2	---	---	8.00 203	102.5 46.6	---	---	---	---
20 500	20.000 508.0	---	---	9.00 229	120.2 54.5	---	---	---	---
24 600	24.000 609.6	---	---	11.00 280	184.1 83.5	---	---	---	---

MODEL 7112G 22½° ELBOW, Goose Neck Design

Two model 7112G elbows in combination with a coupling will serve as a universal joint and is ideal for instances where a pipe line is in need of a slight adjustment during make-up.



For Fire Protection pressure rating, listing, and approval information, refer to Data Sheet B-42 or visit Shurjoint website, www.shurjoint.com for details or contact your **SHURJOINT** Representative.

Model 7112G 22½° Elbow, Goose Neck Design				
Nominal Pipe Size	Pipe O.D.	7112 22½° Elbows		
		E-E	Weight	
in mm	in mm	in mm	Lbs Kgs	
1½ 40	1.900 48.3	3.75 95 G	1.3 0.6	
2 50	2.375 60.3	3.75 95 G	1.3 0.8	
2½ 65	2.875 73.0	4.00 102 G	2.2 1.0	
76.1 mm	3.000 76.1	4.00 102 G	2.2 1.0	
3 80	3.500 88.9	4.50 114 G	3.1 1.4	
4 100	4.500 114.3	5.00 127 G	4.4 2.0	
139.7 mm	5.500 139.7	5.00 127 G	6.5 2.9	
5 125	5.563 141.3	5.00 127 G	6.8 3.0	
165.1 mm	6.500 165.1	6.25 159 G	11.0 5.0	
6 150	6.625 168.3	6.25 159 G	11.0 5.0	
8 200	8.625 219.1	7.75 197 G	22.0 10.0	
200 JIS	8.516 216.3	7.75 197 G	19.2 8.8	

MATERIAL SPECIFICATIONS

- **Fitting body:**

Ductile Iron castings to ASTM A536, Gr. 65-45-12 and or to ASTM A395, Gr. 65-45-15, min. tensile strength 65,000 psi (448 MPa).

- **Surface Finish:**

Orange color painted or red RAL3000 color painted.

- Hotdipgalvanized (Option).
- Epoxy coated in red RAL3000 or other colors (Option)

General Notes:

- **Pressure Ratings** for fittings conform to the working pressure of the coupling used to join the system.
- **Listed and or Approved Pressures** are pressure ratings for fire protection systems, tested and approved by various approval bodies. Please always refer to the latest approval data posted on the **Shurjoint** website.
- **Field Joint Test:** For one time only the system may be tested hydrostatically at 1½ times the maximum working pressure listed (AWWA C606 5.2.3).
- **Warning:** Piping systems must always be depressurized and drained before attempting disassembly and or removal of any components.
- **The 10 Year Limited Warranty** applies to manufacturing defects only and does not cover severe service/temperature applications or wear parts.
- **Shurjoint** reserves the right to change specifications, designs and or standard without notice and without incurring any obligations.

*Shurjoint product specifications in U.S. customary units and metric are approximate and are provided for reference only. For precise measurements, please contact **Shurjoint** Technical Service. **Shurjoint** reserves the right to change or modify product design, construction, specifications, or materials without prior notice and without incurring any obligations to make such changes and modifications on **Shurjoint** products previously subsequently sold.*