

MODEL 7121 REDUCING TEE

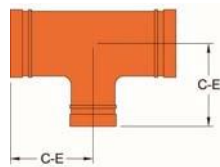
Shurjoint grooved-end reducing tees are made of ductile iron per ASTM A536 Gr. 65-45-12 and or ASTM A395 Gr. 65-45-15. C-E dimensions are manufacturer's standard.

For sizes larger than 14" (350 mm) are fabricated from standard weight (0.375" or 9.5 mm) carbon steel pipe to ASTM A234 GR. WPB or segmentally welded with carbon steel of the same or equivalent grade. C-E & C-B dimensions conform to ANSI B16.9.

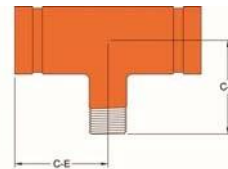
Shurjoint standard fitting pressure ratings conform to the ratings of Model 7707 couplings.



For Fire Protection pressure rating, listing, and approval information, refer to Data Sheet B-42 or visit **SHURJOINT** website, www.shurjoint.com for details or contact your **SHURJOINT** Representative.



7121 Reducing Tee



7121 Reducing Tee (Male Threaded)

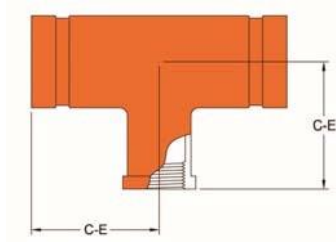


Full warranty terms can be found on www.shurjoint.com

Model 7121 Reducing Tee				
Nominal Pipe Size	Pipe O.D.	Standard C-E	Male Threaded Branch C-E	Weight
in mm	In mm	in mm	in mm	Lbs Kgs
2 x 2 x 1¼ 50 x 50 x 32	2.375 x 2.375 x 1.660 60.3 x 60.3 x 42.2	3.25 83	---	2.6 1.2
2 x 2 x 1½ 50 x 50 x 40	2.375 x 2.375 x 1.900 60.3 x 60.3 x 48.3	3.25 83	3.25 83	2.6 1.2
2½ x 2½ x 1 65 x 65 x 25	2.875 x 2.875 x 1.315 73.0 x 73.0 x 33.4	3.75 95	3.75 95	3.7 1.7
2½ x 2½ x 1¼ 65 x 65 x 32	2.875 x 2.875 x 1.660 73.0 x 73.0 x 42.2	3.75 95	3.75 95	3.7 1.7
2½ x 2½ x 1½ 65 x 65 x 40	2.875 x 2.875 x 1.900 73.0 x 73.0 x 48.3	3.75 95	3.75 95	4.0 1.8
2½ x 2½ x 2 65 x 65 x 50	2.875 x 2.875 x 2.375 73.0 x 73.0 x 60.3	3.75 95	3.75 95	4.4 2.0
76.1 mm x 76.1 mm x 25	3.000 x 3.000 x 1.315 76.1 x 76.1 x 33.4	3.75 95	3.75 95	3.7 1.7
76.1 mm x 76.1 mm x 32	3.000 x 3.000 x 1.660 76.1 x 76.1 x 42.2	3.75 95	3.75 95	4.4 2.0
76.1 mm x 76.1 mm x 40	3.000 x 3.000 x 1.900 76.1 x 76.1 x 48.3	3.75 95	3.75 95	4.2 1.9
76.1 mm x 76.1 mm x 50	3.000 x 3.000 x 2.375 76.1 x 76.1 x 60.3	3.75 95	3.75 95	4.4 2.0
3 x 3 x 1 80 x 80 x 25	3.500 x 3.500 x 1.315 88.9 x 88.9 x 33.4	4.25 108	4.25 108	5.5 2.5
3 x 3 x 1¼ 80 x 80 x 32	3.500 x 3.500 x 1.660 88.9 x 88.9 x 42.2	4.25 108	4.25 108	5.2 2.4
3 x 3 x 1½ 80 x 80 x 40	3.500 x 3.500 x 1.900 88.9 x 88.9 x 48.3	4.25 108	4.25 108	5.2 2.4
3 x 3 x 2 80 x 80 x 50	3.500 x 3.500 x 2.375 88.9 x 88.9 x 60.3	4.25 108	4.25 108	6.2 2.8
3 x 3 x 2½ 80 x 80 x 65	3.500 x 3.500 x 2.875 88.9 x 88.9 x 73.0	4.25 108	4.25 108	6.2 2.8
80 x 80 x 76.1 mm	3.500 x 3.500 x 3.000 88.9 x 88.9 x 76.1	4.25 108	4.25 108	6.2 2.8
4 x 4 x 1 100 x 100 x 25	4.500 x 4.500 x 1.315 114.3 x 114.3 x 33.4	5.00 127	5.00 127	8.9 4.0

Model 7121 Reducing Tee					
Nominal Pipe Size	Pipe O.D.	Standard C-E	Male Threaded Branch		Weight
			C-E	C-E	
in mm	in mm	in mm	in mm	in mm	Lbs Kgs
4 x 4 x 1½ 100 x 100 x 40	4.500 x 4.500 x 1.900 114.3 x 114.3 x 48.3	5.00 127	5.00 127	5.00 127	9.3 4.2
4 x 4 x 2 100 x 100 x 50	4.500 x 4.500 x 2.375 114.3 x 114.3 x 60.3	5.00 127	5.00 127	5.00 127	8.8 4.0
4 x 4 x 2½ 100 x 100 x 65	4.500 x 4.500 x 2.875 114.3 x 114.3 x 73.0	5.00 127	5.00 127	5.00 127	9.5 4.3
100 x 100 x 76.1 mm	4.500 x 4.500 x 3.000 114.3 x 114.3 x 76.1	5.00 127	5.00 127	5.00 127	9.5 4.3
4 x 4 x 3 100 x 100 x 80	4.500 x 4.500 x 3.500 114.3 x 114.3 x 88.9	5.00 127	5.00 127	5.00 127	9.4 4.3
139.7 mm x 139.7 mm x 50	5.500 x 5.500 x 2.375 139.7 x 139.7 x 60.3	5.50 140	5.50 140	5.50 140	12.4 5.6
139.7 mm x 139.7 mm x 65	5.500 x 5.500 x 2.875 139.7 x 139.7 x 73.0	5.50 140	5.50 140	5.50 140	12.8 5.8
5 x 5 x 2 125 x 125 x 50	5.563 x 5.563 x 2.375 141.3 x 141.3 x 60.3	5.50 140	5.50 140	5.50 140	12.4 5.6
5 x 5 x 2½ 125 x 125 x 65	5.563 x 5.563 x 2.875 141.3 x 141.3 x 73.0	5.50 140	5.50 140	5.50 140	12.8 5.8
5 x 5 x 3 125 x 125 x 80	5.563 x 5.563 x 3.500 141.3 x 141.3 x 88.9	5.50 140	5.50 140	5.50 140	12.6 5.7
5 x 5 x 4 125 x 125 x 100	5.563 x 5.563 x 4.500 141.3 x 141.3 x 114.3	5.50 140	5.50 140	5.50 140	13.6 6.2
165.1 mm x 165.1 mm x 50	6.500 x 6.500 x 2.375 165.1 x 165.1 x 60.3	6.50 165	6.50 165	6.50 165	17.6 8.0
165.1 mm x 165.1 mm x 76.1 mm	6.500 x 6.500 x 3.000 165.1 x 165.1 x 76.1	6.50 165	6.50 165	6.50 165	18.7 8.5
165.1 mm x 165.1 mm x 80	6.500 x 6.500 x 3.500 165.1 x 165.1 x 88.9	6.50 165	6.50 165	6.50 165	20.2 9.2
165.1 mm x 165.1 mm x 100	6.500 x 6.500 x 4.500 165.1 x 165.1 x 114.3	6.50 165	6.50 165	6.50 165	19.4 8.8
6 x 6 x 2 150 x 150 x 50	6.625 x 6.625 x 2.375 168.3 x 168.3 x 60.3	6.50 165	6.50 165	6.50 165	17.6 8.0
6 x 6 x 2½ 150 x 150 x 65	6.625 x 6.625 x 2.875 168.3 x 168.3 x 73.0	6.50 165	6.50 165	6.50 165	18.7 8.5
6 x 6 x 3 150 x 150 x 80	6.625 x 6.625 x 3.500 168.3 x 168.3 x 88.9	6.50 165	6.50 165	6.50 165	20.2 9.2
6 x 6 x 4 150 x 150 x 100	6.625 x 6.625 x 4.500 168.3 x 168.3 x 114.3	6.50 165	6.50 165	6.50 165	19.4 8.8
8 x 8 x 2 200 x 200 x 50	8.625 x 8.625 x 2.375 219.1 x 219.1 x 60.3	7.75 197	7.75 197	7.75 197	32.5 14.8
8 x 8 x 2½ 200 x 200 x 65	8.625 x 8.625 x 2.875 219.1 x 219.1 x 73.0	7.75 197	---	---	31.9 14.5
8 x 8 x 3 200 x 200 x 80	8.625 x 8.625 x 3.500 219.1 x 219.1 x 88.9	7.75 197	7.75 197	7.75 197	34.2 15.5
8 x 8 x 4 200 x 200 x 100	8.625 x 8.625 x 4.500 219.1 x 219.1 x 114.3	7.75 197	7.75 197	7.75 197	44.0 20.0
8 x 8 x 6 200 x 200 x 150	8.625 x 8.625 x 6.625 219.1 x 219.1 x 168.3	7.75 197	---	---	46.2 21.0
10 x 10 x 4 250 x 250 x 100	10.750 x 10.750 x 4.500 273.0 x 273.0 x 114.3	9.00 229	9.00 229	9.00 229	62.8 28.5
250 x 250 x 139.7 mm*	10.750 x 10.750 x 5.500 273.0 x 273.0 x 139.7	9.00 229	---	---	64.4 29.3
10 x 10 x 6 250 x 250 x 150	10.750 x 10.750 x 6.625 273.0 x 273.0 x 168.3	9.00 229	---	---	66.0 30.0
10 x 10 x 8 250 x 250 x 200	10.750 x 10.750 x 8.625 273.0 x 273.0 x 219.1	9.00 229	---	---	69.3 31.5
12 x 12 x 3 300 x 300 x 80	12.750 x 12.750 x 3.500 323.9 x 323.9 x 88.9	10.00 254	10.00 254	10.00 254	88.1 40.0
12 x 12 x 4 300 x 300 x 100	12.750 x 12.750 x 4.500 323.9 x 323.9 x 114.3	10.00 254	10.00 254	10.00 254	90.4 41.0
12 x 12 x 6 300 x 300 x 150	12.750 x 12.750 x 6.625 323.9 x 323.9 x 168.3	10.00 254	---	---	83.6 38.0
12 x 12 x 8 300 x 300 x 200	12.750 x 12.750 x 8.625 323.9 x 323.9 x 219.1	10.00 254	---	---	83.6 38.0
12 x 12 x 10 300 x 300 x 250	12.750 x 12.750 x 10.750 323.9 x 323.9 x 273.0	10.00 254	---	---	88.0 40.0

*Fabricated.



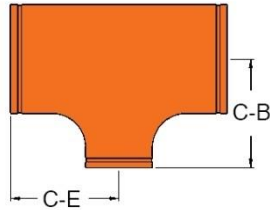
7121 Reducing Tee (Female Threaded)

Model 7121 Reducing Tee									
Nominal Pipe Size		Pipe OD	Female Threaded Branch		Nominal Pipe Size		Pipe OD	Female Threaded Branch	
in	in	in	C-E	Weight	in	in	in	C-E	Weight
mm	mm	in / mm		Lbs / Kgs	mm	mm	in / mm		Lbs / Kgs
2 x 2 x 1½	2.375 x 2.375 x 1.660	3.25	2.9	2.9	3 x 3 x 1½	3.500 x 3.500 x 1.660	4.25	5.1	5.1
50 x 50 x 32	60.3 x 60.3 x 42.2	83	1.3	1.3	80 x 80 x 32	88.9 x 88.9 x 42.2	108	2.3	2.3
2 x 2 x 1½	2.375 x 2.375 x 1.900	3.25	4.0	4.0	3 x 3 x 1½	3.500 x 3.500 x 1.900	4.25	6.0	6.0
50 x 50 x 40	60.3 x 60.3 x 48.3	83	1.8	1.8	80 x 80 x 40	88.9 x 88.9 x 48.3	108	2.7	2.7
2½ x 2½ x 1	2.875 x 2.875 x 1.315	3.75	4.0	4.0	3 x 3 x 2	3.500 x 3.500 x 2.375	4.25	6.2	6.2
65 x 65 x 25	73.0 x 73.0 x 33.4	95	1.8	1.8	80 x 80 x 50	88.9 x 88.9 x 60.3	108	2.8	2.8
2½ x 2½ x 1¼	2.875 x 2.875 x 1.660	3.75	3.7	3.7	3 x 3 x 2½	3.500 x 3.500 x 2.875	4.25	7.3	7.3
65 x 65 x 32	73.0 x 73.0 x 42.2	95	1.7	1.7	80 x 80 x 65	88.9 x 88.9 x 73.0	108	3.3	3.3
2½ x 2½ x 1½	2.875 x 2.875 x 1.900	3.75	4.4	4.4	4 x 4 x 1½	4.500 x 4.500 x 1.900	5.00	9.3	9.3
65 x 65 x 40	73.0 x 73.0 x 48.3	95	2.0	2.0	100 x 100 x 40	114.3 x 114.3 x 48.3	127	4.2	4.2
2½ x 2½ x 2	2.875 x 2.875 x 2.375	3.75	4.6	4.6	4 x 4 x 2	4.500 x 4.500 x 2.375	5.00	9.3	9.3
65 x 65 x 50	73.0 x 73.0 x 60.3	95	2.1	2.1	100 x 100 x 50	114.3 x 114.3 x 60.3	127	4.2	4.2
76.1mm x 76.1mm x 25	3.000 x 3.000 x 1.315	3.75	4.4	4.4	4 x 4 x 2½	4.500 x 4.500 x 2.875	5.00	10.8	10.8
	76.1 x 76.1 x 33.4	95	2.0	2.0	100 x 100 x 65	114.3 x 114.3 x 73.0	127	4.9	4.9
76.1mm x 76.1mm x 32	3.000 x 3.000 x 1.660	3.75	4.4	4.4	100 x 100 x 76.1 mm	4.500 x 4.500 x 3.000	5.00	9.9	9.9
	76.1 x 76.1 x 42.2	95	2.0	2.0		114.3 x 114.3 x 76.1	127	4.5	4.5
76.1mm x 76.1mm x 40	3.000 x 3.000 x 1.900	3.75	4.0	4.0	139.7 mm x 139.7 mm x 50	5.500 x 5.500 x 2.375	5.50	11.9	11.9
	76.1 x 76.1 x 48.3	95	1.8	1.8		139.7 x 139.7 x 60.3	140	5.4	5.4
76.1mm x 76.1mm x 50	3.000 x 3.000 x 2.375	3.75	4.9	4.9	5 x 5 x 2	5.563 x 5.563 x 2.375	5.50	12.3	12.3
	76.1 x 76.1 x 60.3	95	2.2	2.2	125 x 125 x 50	141.3 x 141.3 x 60.3	140	5.6	5.6
3 x 3 x ½	3.500 x 3.500 x 0.840	4.25	5.1	5.1	165.1 mm x 165.1 mm x 50	6.500 x 6.500 x 2.375	6.50	17.6	17.6
80 x 80 x 15	88.9 x 88.9 x 21.3	108	2.3	2.3		165.1 x 165.1 x 60.3	165	8.0	8.0
3 x 3 x ¾	3.500 x 3.500 x 1.050	4.25	5.1	5.1	6 x 6 x 2	6.625 x 6.625 x 2.375	6.50	20.5	20.5
80 x 80 x 20	88.9 x 88.9 x 26.7	108	2.3	2.3	150 x 150 x 50	168.3 x 168.3 x 60.3	165	9.3	9.3
3 x 3 x 1	3.500 x 3.500 x 1.315	4.25	5.1	5.1	6 x 6 x 2½	6.625 x 6.625 x 2.875	6.50	15.7	15.7
80 x 80 x 25	88.9 x 88.9 x 33.4	108	2.3	2.3	150 x 150 x 65	168.3 x 168.3 x 73.0	165	7.1	7.1

MODEL W121 REDUCING TEE

Material: ASTM A234 Gr. WPB, Standard weight (0.375" or 9.5 mm), or carbon steel of the same or equivalent grade.

C-E & C-B dimensions: conform to ANSI B16.9.



Model W121 Reducing Tee											
Nominal Pipe Size	Pipe O.D.	W121 Reducing Tee			Weight	Nominal Pipe Size	Pipe O.D.	W121 Reducing Tee			Weight
		C-E	C-B					C-E	C-B		
in	in	in / mm	in / mm	Lbs / Kgs	in	in	in / mm	in / mm	Lbs / Kgs		
14 x 6	14.000 x 6.625	11.00	9.37	84.9	26 x 18	26.000 x 18.000	19.50	17.50	317.9		
350 x 150	355.6 x 168.3	279.0	238.0	38.5	650 x 450	660.4 x 457.2	495	444.0	144.5		
14 x 8	14.000 x 8.625	11.00	9.76	90.4	26 x 20	26.000 x 20.000	19.50	18.00	320.1		
350 x 200	355.6 x 219.1	279.0	248.0	41.0	650 x 500	660.4 x 508.0	495	457.0	145.9		
14 x 10	14.000 x 10.750	11.00	10.12	99.2	28 x 12	28.000 x 12.750	20.50	17.62	356.8		
350 x 250	355.6 x 273.0	279.0	257.0	45.0	700 x 300	711.0 x 323.9	521	448.0	162.2		
14 x 12	14.000 x 12.750	11.00	10.63	103.6	28 x 14	28.000 x 14.000	20.50	18.00	356.8		
350 x 300	355.6 x 323.9	279.0	270.0	47.0	700 x 350	711.0 x 355.6	521	457.0	162.2		
16 x 6	16.000 x 6.625	12.00	10.40	125.8	28 x 16	28.000 x 16.000	20.50	18.00	356.8		
400 x 150	406.4 x 168.3	305.0	264.0	57.2	700 x 400	711.0 x 406.4	521	457.0	162.2		
16 x 8	16.000 x 8.625	12.00	10.75	127.2	28 x 18	28.000 x 18.000	20.50	18.50	358.6		
400 x 200	406.4 x 219.1	305.0	273.0	57.8	700 x 450	711.0 x 457.2	521	470.0	163.0		
16 x 10	16.000 x 10.750	12.00	11.14	129.6	28 x 20	28.000 x 20.000	20.50	19.00	361.5		
400 x 250	406.4 x 273.0	305.0	283.0	58.9	700 x 500	711.0 x 508.0	521	483.0	164.3		
16 x 12	16.000 x 12.750	12.00	11.61	132.2	28 x 22	28.000 x 22.000	20.50	19.50	364.8		
400 x 300	406.4 x 323.9	305.0	295.0	60.1	700 x 550	711.0 x 559.0	521	495.0	165.8		
16 x 14	16.000 x 14.000	12.00	12.00	134.4	28 x 24	28.000 x 24.000	20.50	20.00	368.9		
400 x 350	406.4 x 355.6	305.0	305.0	61.1	700 x 600	711.0 x 609.6	521	508.0	167.7		
18 x 6	18.000 x 6.625	13.50	11.38	159.7	30 x 18	30.000 x 18.000	22.00	19.50	411.0		
450 x 150	457.2 x 168.3	343.0	289.0	72.6	750 x 450	762.2 x 457.2	559	495.0	186.8		
18 x 8	18.000 x 8.625	13.50	11.75	160.6	30 x 20	30.000 x 20.000	22.00	20.00	413.6		
450 x 200	457.2 x 219.1	343.0	298.0	73.0	750 x 500	762.2 x 508.0	559	508.0	188.0		
18 x 10	18.000 x 10.750	13.50	12.13	160.6	30 x 22	30.000 x 22.000	22.00	20.50	416.9		
450 x 250	457.2 x 273.0	343.0	308.0	73.0	750 x 550	762.2 x 559.0	559	521.0	189.5		
18 x 12	18.000 x 12.750	13.50	12.64	165.2	30 x 24	30.000 x 24.000	22.00	21.00	420.6		
450 x 300	457.2 x 323.9	343.0	321.0	75.1	750 x 610	762.2 x 609.6	559	533.0	191.2		
18 x 14	18.000 x 14.000	13.50	13.00	167.2	30 x 28	30.000 x 28.000	22.00	21.50	425.9		
450 x 350	457.2 x 355.6	343.0	330.0	76.0	750 x 700	762.2 x 711.0	559	546.0	193.6		
18 x 16	18.000 x 16.000	13.50	13.00	167.9	32 x 20	32.000 x 20.000	23.50	21.00	469.7		
450 x 400	457.2 x 406.4	343.0	330.0	76.3	800 x 500	813.0 x 508.0	597	533.0	213.5		
20 x 6	20.000 x 6.625	15.00	12.36	196.9	32 x 22	32.000 x 22.000	23.50	21.50	472.6		
500 x 150	508.0 x 168.3	381.0	314.0	89.5	800 x 550	813.0 x 559.0	597	546.0	214.8		
20 x 8	20.000 x 8.625	15.00	12.76	198.0	32 x 24	32.000 x 24.000	23.50	22.00	476.0		
500 x 200	508.0 x 219.1	381.0	324.0	90.0	800 x 600	813.0 x 609.6	597	559.0	216.4		
20 x 10	18.000 x 10.750	15.00	13.11	200.0	32 x 28	32.000 x 28.000	23.50	22.50	480.9		
500 x 250	508.0 x 273.0	381.0	333.0	90.9	800 x 700	813.0 x 711.0	597	572.0	218.6		
20 x 12	20.000 x 12.750	15.00	13.62	202.4	32 x 30	32.000 x 30.000	23.50	23.00	486.2		
500 x 300	508.0 x 323.9	381.0	346.0	92.0	800 x 750	813.0 x 762.0	597	584.0	221.0		
20 x 14	20.000 x 14.000	15.00	14.02	204.4	36 x 22	36.000 x 22.000	26.50	23.50	595.8		
500 x 350	508.0 x 355.6	381.0	356.0	92.9	900 x 550	914.0 x 559.0	673	597.0	270.8		
20 x 16	20.000 x 16.000	15.00	14.02	204.6	36 x 24	36.000 x 24.000	26.50	24.00	598.8		
500 x 400	508.0 x 406.4	381.0	356.0	93.6	900 x 600	914.0 x 609.6	673	610.0	272.2		
20 x 18	20.000 x 18.000	15.00	14.50	207.9	36 x 28	36.000 x 28.000	26.50	24.50	602.6		
500 x 450	508.0 x 457.2	381.0	368.0	94.5	900 x 700	914.0 x 711.0	673	622.0	273.9		
24 x 6	20.000 x 6.625	17.00	14.38	268.4	36 x 30	36.000 x 30.000	26.50	25.00	607.2		
600 x 150	609.6 x 168.3	432.0	365.0	122.0	900 x 750	914.0 x 762.0	673	635.0	276.0		
24 x 8	20.000 x 8.625	17.00	14.76	270.6	36 x 32	36.000 x 32.000	26.50	25.50	612.5		
600 x 200	609.6 x 219.1	432.0	375.0	123.0	900 x 800	914.0 x 813.0	673	648.0	278.4		
24 x 10	24.000 x 10.750	17.00	15.12	271.0	40 x 24	40.000 x 24.000	29.50	26.00	736.3		
600 x 250	609.6 x 273.0	432.0	384.0	123.2	1000 x 600	1016.0 x 609.6	749	660.0	334.7		
24 x 12	24.000 x 12.750	17.00	15.63	273.2	40 x 28	40.000 x 28.000	29.50	26.50	739.6		
600 x 300	609.6 x 323.9	432.0	397.0	124.2	1000 x 700	1016.0 x 711.0	749	673.0	336.2		
24 x 14	24.000 x 14.000	17.00	16.00	275.0	40 x 30	40.000 x 30.000	29.50	27.50	748.2		
600 x 350	609.6 x 355.6	432.0	406.0	125.0	1000 x 750	1016.0 x 762.0	749	698.0	340.1		

Model W121 Reducing Tee									
Nominal Pipe Size	Pipe O.D.	W121 Reducing Tee			Nominal Pipe Size	Pipe O.D.	W121 Reducing Tee		
		C-E	C-B	Weight			C-E	C-B	Weight
in	in	in / mm	in / mm	Lbs / Kgs	in	in	in / mm	in / mm	Lbs / Kgs
mm	mm				mm	mm			
24 x 16 600 x 400	24.000 x 16.000 609.6 x 406.4	17.00 432.0	16.00 406.0	275.0 125.0	42 x 24 1050 x 600	42.000 x 24.000 1067.0 x 609.6	30.00 762.0	26.00 660.0	778.1 353.7
24 x 18 600 x 450	24.000 x 18.000 609.6 x 457.2	17.00 432.0	16.50 419.0	279.6 127.1	42 x 28 1050 x 700	42.000 x 28.000 1067.0 x 711.0	30.00 762.0	27.50 698.0	788.0 358.2
24 x 20 600 x 500	24.000 x 20.000 609.6 x 508.0	17.00 432.0	17.00 432.0	281.6 128.0	42 x 30 1050 x 750	42.000 x 30.000 1067.0 x 762.0	30.00 762.0	28.00 711.0	792.0 360.0
26 x 10 650 x 250	26.000 x 10.750 660.4 x 273.0	19.50 495.0	16.60 422.0	314.4 142.9	42 x 32 1050 x 800	42.000 x 32.000 1067.0 x 813.0	30.00 762.0	28.00 711.0	791.6 359.8
26 x 12 650 x 300	26.000 x 12.750 660.4 x 323.9	19.50 495.0	16.60 422.0	315.3 143.3	42 x 36 1050 x 900	42.000 x 36.000 1067.0 x 914.0	30.00 762.0	28.00 711.0	791.1 359.6
26 x 14 650 x 350	26.000 x 14.000 660.4 x 355.6	19.50 495.0	17.00 432.0	315.9 143.6	42 x 40 1050 x 1000	42.000 x 40.000 1067.0 x 1016.0	30.00 762.0	28.00 711.0	791.1 359.6
26 x 16 650 x 400	26.000 x 16.000 660.4 x 406.4	19.50 495.0	17.00 432.0	315.9 143.6	---	---	---	---	---

MATERIAL SPECIFICATIONS

• Fitting body:

Ductile Iron castings to ASTM A536, Gr. 65-45-12 and/or ASTM A395, Gr. 65-45-15, min. tensile strength 65,000 psi (448 MPa).

Wrought fittings to ASTM A234 Gr. WPB, standard weight (0.375" or 9.5 mm), or segmentally welded carbon steel of the same or equivalent grade.

Segment-Welded Fittings are fabricated with carbon steel, ASTM A53 Grade B—standard wall pipe (0.375" wall) or equivalent materials.

• Surface Finish:

Orange color painted or red RAL3000 color painted.

- Hot dip galvanized (Option).
- Epoxy coated in red RAL3000 or other colors (Option)

General Notes:

- **Pressure Ratings** for fittings conform to the working pressure of the coupling used to join the system.
- **Listed and/or Approved Pressures** are pressure ratings for fire protection systems, tested and approved by various approval bodies. Please always refer to the latest approval data posted on the **Shurjoint** website.
- **Field Joint Test:** For one time only the system may be tested hydrostatically at 1½ times the maximum working pressure listed (AWWA C606 5.2.3).
- **Warning:** Piping systems must always be depressurized and drained before attempting disassembly and/or removal of any components.
- **The 10 Year Limited Warranty** applies to manufacturing defects only and does not cover severe service/temperature applications or wear parts.
- **Shurjoint** reserves the right to change specifications, designs and/or standard without notice and without incurring any obligations.