

# TECHNIQUE<sup>®</sup>

## STOP the DROPS

### NATIONAL PRIORITY: **CONSTRUCTION**

Why the construction industry is now in the national spotlight.

### **Stop the Drops**

Innovative solutions for safer work environments.

---

# TECHNIQUE<sup>®</sup>

## STOP<sup>the</sup> DROPS

### PRIORITY SNAPSHOT: CONSTRUCTION

The construction industry accounts for 9 per cent of total employment in Australia, and includes the three sub-industries: Building construction (including both residential and non-residential), Construction services (including site preparation, installation service, completions services) and heavy and civil engineering construction.

The Australian Work Health and Safety Strategy 2012-2022 has identified the construction industry as a national priority, in an effort to reduce the number and rate of fatalities and serious claims.

Worker fatalities are relatively high:

**3.0 fatalities per 100,000 workers**

Serious claims are high:

**8.1 serious claims per million hours worked**

Hit by falling objects a leading cause of fatalities:

**27% of building construction fatalities**

## FATALITIES COMPARISON

Fatality rates across the construction industry have remained relatively stable over the past 5 years, however has seen improvement over the past 10 years from 4.8 fatalities per 100,000 workers in 2007 to 3.3 fatalities in 2016.

# 3.3

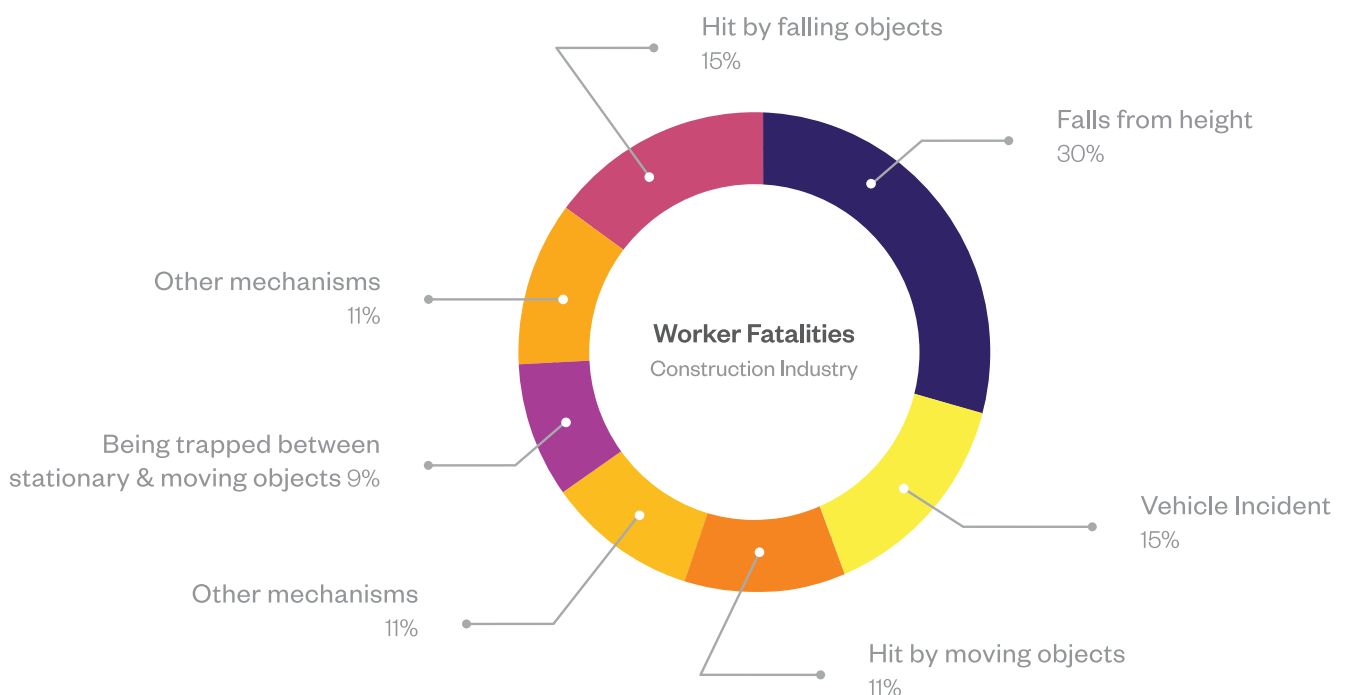
Fatalities per  
**100,000 workers**



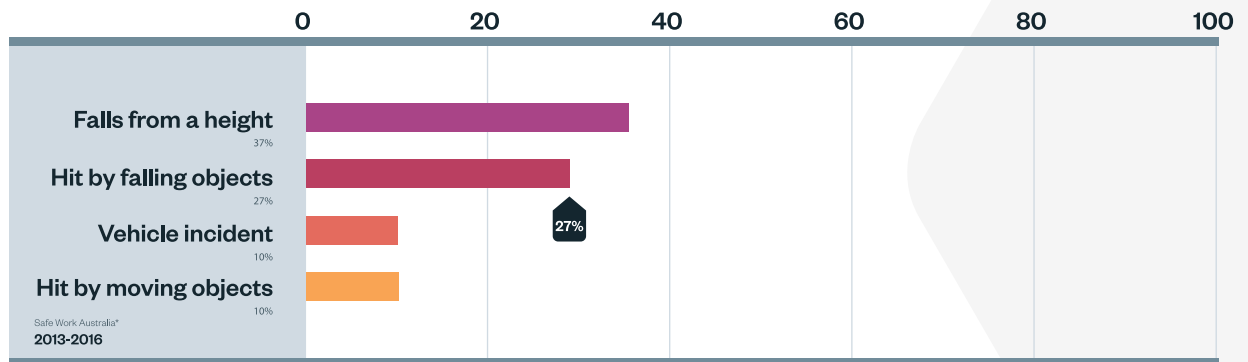
## KEY WHS STATISTICS

Within the construction industry, it was found that falls from height accounted for the largest recorded proportion of fatalities at 30%. This was followed by fatalities from being hit by falling objects at 15%.

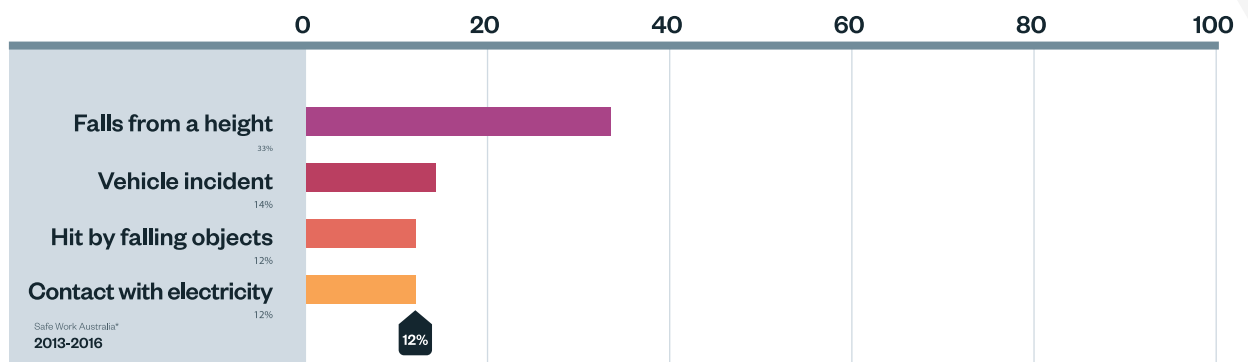
The main cause of serious injury claims was muscular stress from lifting, carrying or putting down objects, representing 16% of all claims. Being hit by falling objects accounted for 8% of all serious injury claims.



## MAIN CAUSE OF FATALITIES BUILDING CONSTRUCTION



## MAIN CAUSE OF FATALITIES CONSTRUCTION SERVICES



\*The data referenced in this report is sourced from Safe Work Australia's National Data Set for Compensation-based Statistics and Work-related Traumatic Injury Fatalities data set. Fatalities data relate to the period 2013 to 2016, while serious claim data relates to 2012-13 to 2015-16

# ABOUT STOP THE DROPS

Founded in 1993 with a national focus in Australia, Stop the Drops partnered with a broad range of industry sectors in their quest to ensure their workforce returned home safely after each shift.

This close alliance with industry highlighted the benefit of refining and clarifying our focus to ensure we delivered tangible benefits to our clients by providing meaningful safety solutions. This refinement has resulted in us evolving into the world leading Tool Tethering company we are today.

Our safety initiatives are in use across the construction, oil and gas, utilities and mining sectors not only within Australia but also supporting projects across North America, the Asia Pacific, The Middle East, Europe and the UK.

For more information, or to talk about your dropped-object prevention strategy, contact us today.

## **TECHNIQUE<sup>®</sup>** **STOP<sup>the</sup> DROPS**

15 Steele Court, Tullamarine, VIC 3043

**Ph:** 1300 187 100 **E:** [sales@stopthedrops.com](mailto:sales@stopthedrops.com)

[www.stopthedrops.com](http://www.stopthedrops.com)

