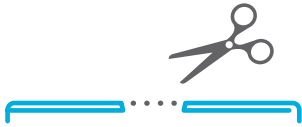




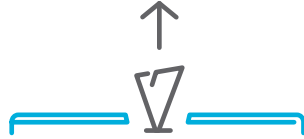
wipe instructions



Keep wipes in bag

Do not remove wipes from the bag or they'll dry out and you'll be bummed. Just cut a 1"-2" opening in the center of the bag.*

*Please also refer to specific wipe label instructions.



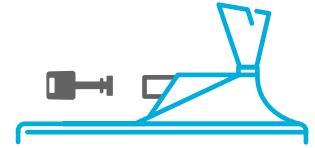
Pull from center

Always start by pulling the first wipe out from the center of the roll, never the outside. Trust us on this! Note that one side is already started, so pull from that side.*



Orient dispensers

Wellness Center Wipes may be dispensed up or down. Antibacterial Wipes and Sanitizing Wipes must be dispensed upward to prevent leaks. And please: don't even try to mount them sideways.



Adjust dispensers

Adjust the tension of your wall dispensers to dispense just the right amount of wipes. Turn the white screw behind the wipe funnel with the black key. Pro tip: a setting between 1 and 2 generally works best.

Any questions? We love to help: hello@zogics.com • 888.623.0088