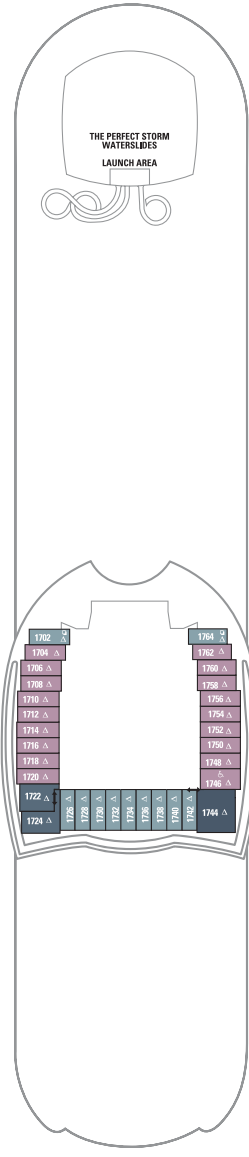


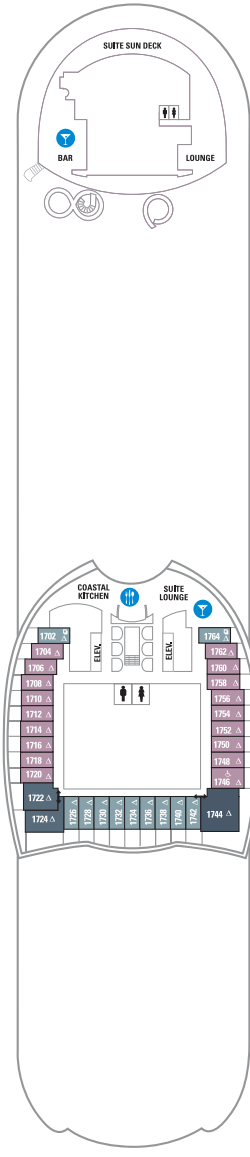
DECK 18

Suites reflecting second story of lofts on deck 17

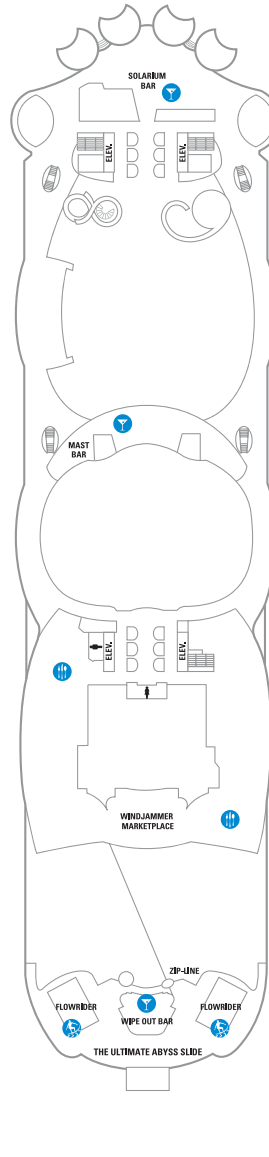


DECK 17

RL TL L1 L2



DECK 16

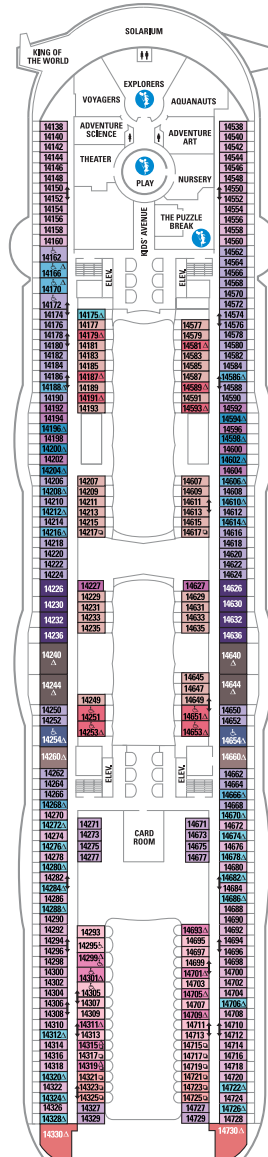


DECK 15



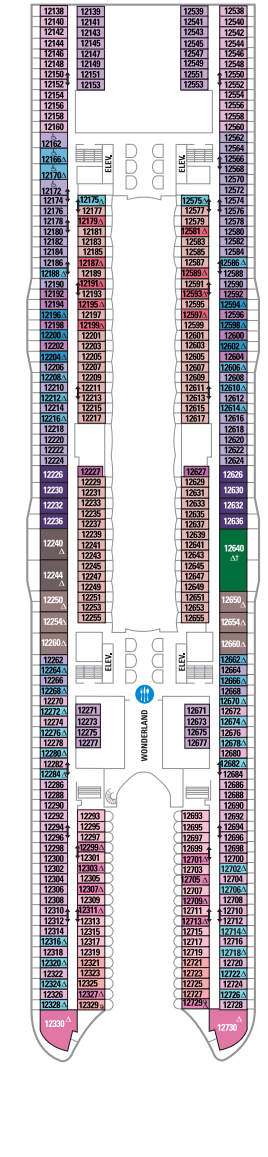
DECK 14

A4 OS GS I3 I4
1C 2C 1D 2D 5D 6D
1I 2I 4I 1J 2J 1V 2V 4V



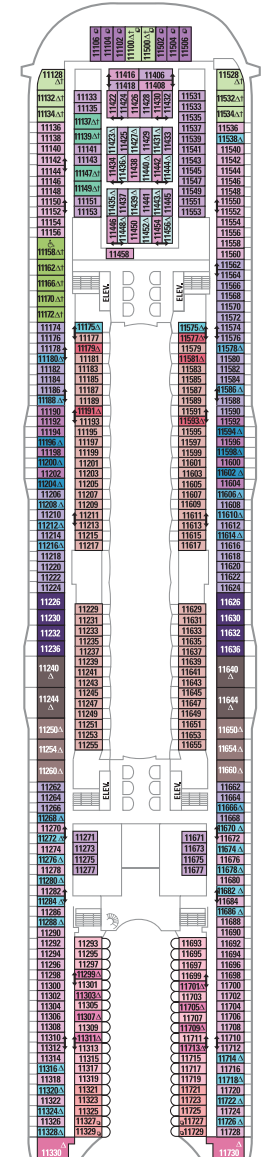
DECK 12

VS A3 OS GS I4
1C 2C 1D 2D 5D 6D
1I 2I 4I 1J 2J 1V 2V 4V



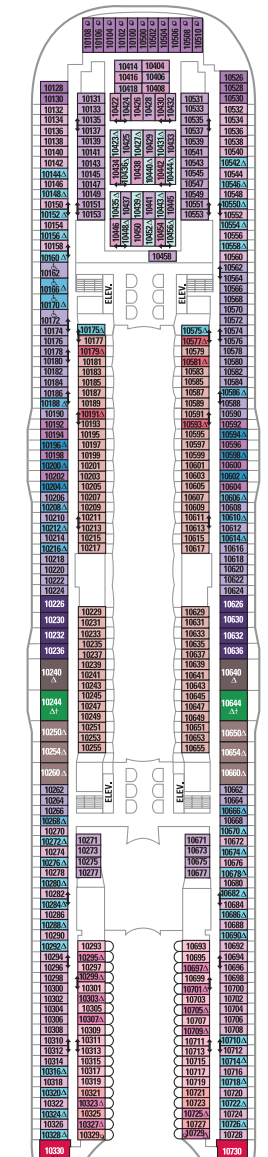
DECK 11

A3 OS GS I4
1A 1C 2C 1D 2D 5D 6D
1I 2I 4I 1J 2J
1K 6N 1R 4U 1V 3V 4V



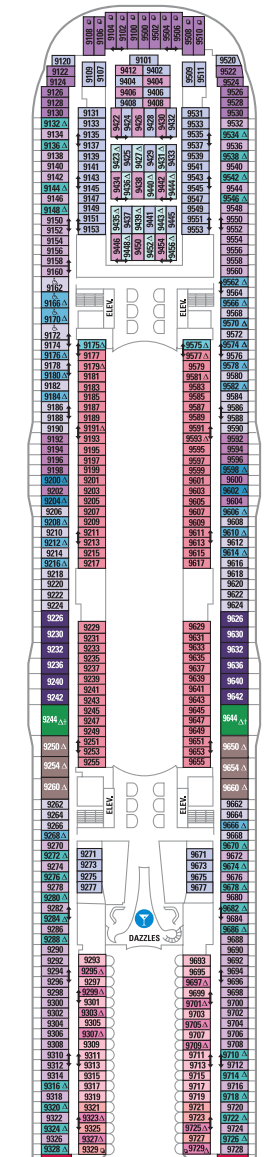
DECK 10

A2 OS GT GS I4
1C 2C 1D 2D 5D 6D
1I 2I 4I 1J 2J
6N 4U 1V 3V 4V



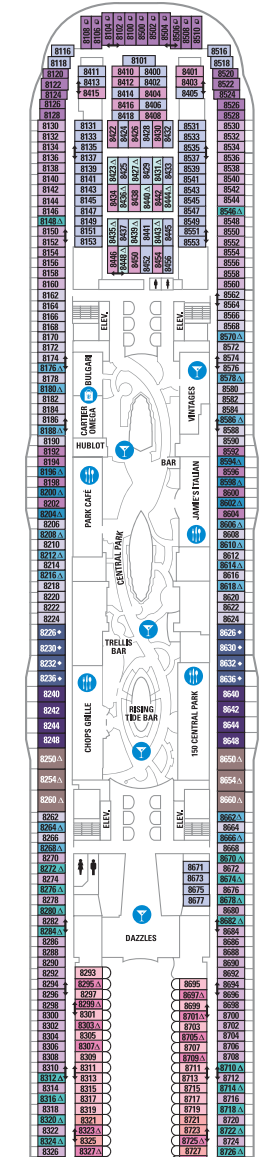
DECK 9

A2 GT GS I4
1C 2C 1D 4D 7D 8D
1I 2I 4I
6N 1S 4U 1V 3V 6V



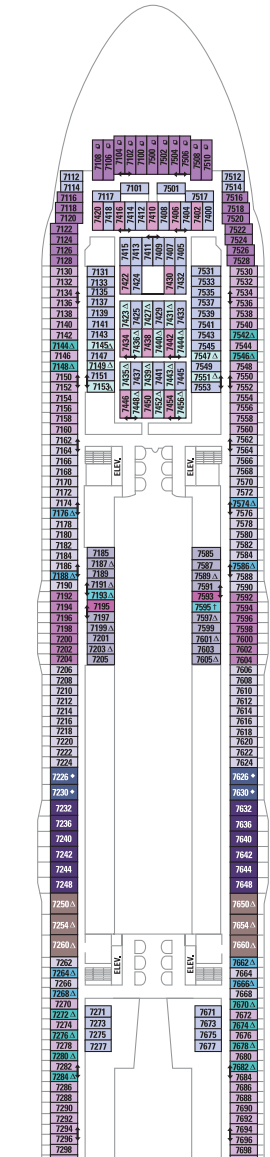
DECK 8

A1 GS I3 I4
1C 2C 1D 4D 7D 8D
1I 2I 4I 6N 4U 3V 6V



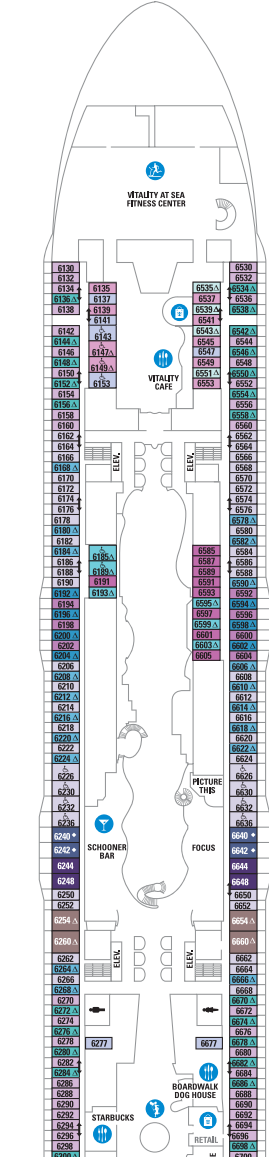
DECK 7

GS I3 I4
1A 2C 1D 4D 7D 8D
6N 1T 4U 1V 2V 3V 6V

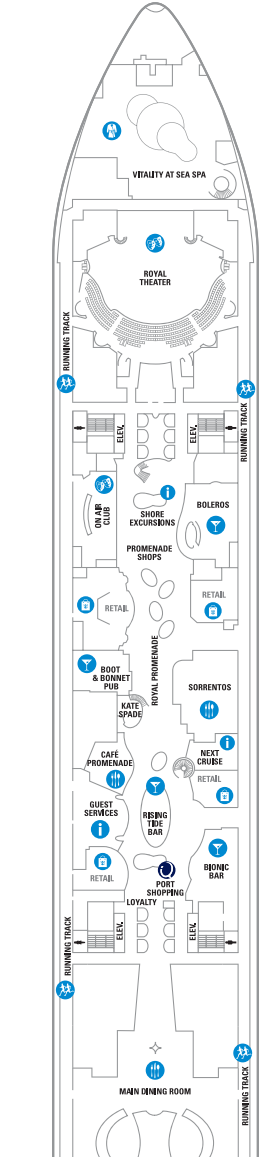


DECK 6

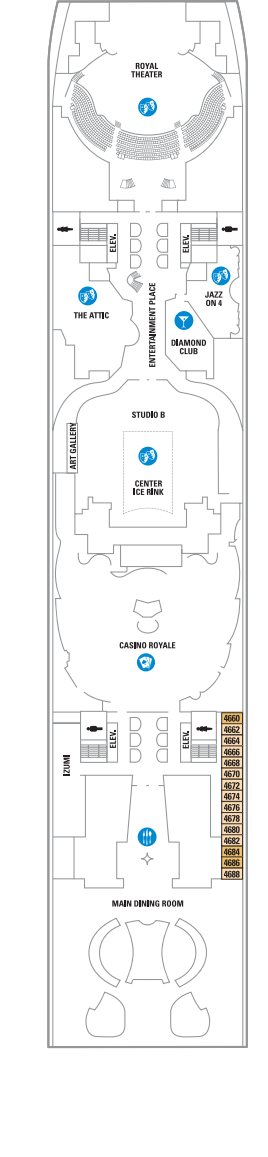
GS I3 I4
1C 2C 1D 4D 7D 8D
4U 1V 2V 3V 6V



DECK 5

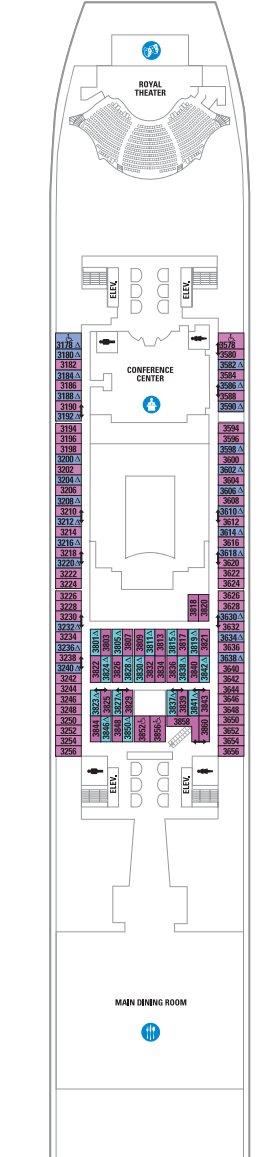


DECK 3



DECK 3

1N 2N 1V 2V



Deck plans representative of open deployment for sailings 5/5/18 and forward.

Harmony of the Seas®

AT-A-GLANCE

- Maiden voyage: May 2016
- Gross tonnage: 226,963
- Staterooms: 2,747
- Guest capacity: 5,479
- Crew to serve you: 2,100
- 7 neighborhoods
- 20 dining options
- 4 pools, 10 whirlpools
- 2 Rock Climbing Walls
- 2 FlowRider® surf simulators
- Ice-skating rink
- Zip Line
- Ultimate Abyss, 10 story slide

- 🍷 Dining Venue
- 🎪 Entertainment Area
- 🍸 Bars & Lounges
- 👦 Kids & Teens Area
- 🏊 Pool
- ♨ Spa
- 🏋 Fitness
- 🏃 Running Track
- 🧗 Rock Climbing Wall

- 🌊 FlowRider®
- 👤 Guest Services
- 🏢 Conference Center
- 🎰 Casino Royale™

LEGENDS:

- † Stateroom has third and fourth Pullman beds available
- Stateroom with sofa bed and third Pullman bed available
- ✦ Stateroom has four additional Pullman beds available
- ✦ Stateroom has third Pullman bed available
- Δ Stateroom with sofa bed
- ⬆ Connecting staterooms
- ♿ Indicates accessible staterooms
- 🚧 Stateroom has an obstructed view

NOTES:

Safes – All staterooms.
All stateroom and balcony sizes are approximate.
Refrigerators available upon request depending on availability.
Safety deposit boxes are also available at Guest Relations.
Not shown: Medical Center.
A Royal King measures 72.5 inches wide by 82 inches long.
For sofa bed configuration call Royal Caribbean.

All Royal Caribbean® staterooms and suites come complete with private bathroom, vanity area, hair dryer, closed-circuit TV and phone.
Deck plans applicable for sailings from April 2018.
Profile 1819. Updated 3/15/2017

SUITE ACCOMMODATIONS

RL ROYAL LOFT SUITE — Two-decks-high stateroom with panoramic views. On second level, master bedroom has a King size bed with Duxiana Mattress; bathroom with tub, shower, two sinks and bidet and a closet. On main level, second bedroom with closet and two twin beds that convert to Royal King; dining area with dry bar, living room with sofa that converts to double bed; bathroom with shower. Private balcony with whirlpool and dining area. Sleeps up to 6 guests. Stateroom: 1,524 sq. ft. Balcony (main level): 843 sq. ft.

TL STAR LOFT SUITE — Two-decks-high stateroom with panoramic views. Master bedroom and bathroom on second level. Bedroom has a King size bed with Duxiana Mattress. Stairway to second level. Bathrooms with shower for two. Private balcony with dining area. Dining area with dry bar. Living room sofa converts to double bed. Closets on each level. Stateroom: 722 sq. ft. Balcony: 410 sq. ft.

VS VILLA SUITE - 4 BEDROOM — Two Master bedrooms with King size bed with Duxiana Mattress. Two Master bathrooms with tub. Two bedrooms with two twin beds that convert to Royal King and two Pullman beds (one with bathroom). Guest bathroom with shower. Balcony with a whirlpool, dining area, and bar. Dining room with dry bar. Living room sofa converts to a double bed. Stateroom can sleep up to 14 guests, must have at least 8 to book. Stateroom: 1,142 sq. ft. Balcony: 476 sq. ft.

L1 L2 CROWN LOFT SUITE — Two-decks-high stateroom with panoramic views. Master bedroom with Royal King size bed and bath on second level. Bath with shower on main level. Private balcony with chairs, dining area with dry bar, table/desk. Living room sofa converts to double bed. Stateroom: 545 sq. ft. Balcony: 114 sq. ft.

L1 CROWN LOFT SUITE - ACCESSIBLE — Two-decks-high stateroom with panoramic views. Master bedroom with Royal King size bed and bath on second level. Bath with shower on main level. Private balcony with chairs, dining area with dry bar, table/desk. Living room sofa converts to double bed. Stateroom: 737 sq. ft. Balcony: 140 sq. ft.

A1 SPACIOUS AQUATHEATER SUITE LARGE BALCONY - 2 BEDROOM — Master bedroom has a King size bed with Duxiana Mattress. Second bedroom has two twin beds that convert to Royal King and two Pullman beds. Vanity with chair in each bedroom, living area with double sofa bed, dining room, marble entry, entertainment center. Two bathrooms, master with tub. Expansive balcony with table and chairs. Stateroom: 823 sq. ft. Balcony: 772 sq. ft.

A2 AQUATHEATER SUITE WITH LARGE BALCONY - 2 BEDROOM — Master bedroom has a King sized bed with Duxiana Mattress. Second bedroom has two twin beds that convert to Royal King and two Pullman beds. Vanity with chair in each bedroom, living area with double sofa bed, dining room, marble entry, entertainment center. Two bathrooms, master with tub. Expansive balcony with table and chairs. Stateroom: 673 sq. ft. Balcony: 610 sq. ft.

A3 SPACIOUS AQUATHEATER SUITE - 1 BEDROOM — Bedroom area with two twin beds that convert to Royal King. One bathroom with tub, large closets, sitting area with table and sofa bed. Private balcony with seating area and private dining. Stateroom: 562 sq. ft. Balcony: 589 sq. ft.

A4 AQUATHEATER SUITE - 1 BEDROOM — Bedroom area with two twin beds that convert to Royal King. One bathroom with tub, large closets, sitting area with table and sofa bed. Private balcony with seating area and private dining. Stateroom: 604 sq. ft. Balcony: 631 sq. ft.

OS OWNER'S SUITE - 1 BEDROOM — Two twin beds that convert to Royal King. Private bathroom with tub and two sinks, marble entry, large closets, living area with table and sofa. Private balcony with table and chairs. Stateroom: 556 sq. ft. Balcony: 243 sq. ft.

GT GRAND SUITE - 2 BEDROOM — Two bedrooms with two twin beds that convert to Royal King and vanity with chair. Two Pullman beds in second room. Living area with double convertible sofa, marble entry, entertainment center, two bathrooms - master bath with tub. Private balcony with table and chairs. Stateroom: 580 sq. ft. Balcony: 238 sq. ft.

GS GRAND SUITE - 1 BEDROOM — Bedroom area with two twin beds that convert to Royal King. Full bathroom with tub and two sinks. Living room with sofa that converts to double bed. Private balcony with seating area and private dining. Sleeps up to 4. Stateroom: 371 sq. ft. Balcony: 105 sq. ft.

J3 J4 JUNIOR SUITE — Bedroom area with two twin beds that convert to Royal King. Full bathroom with tub. Sitting area with sofa. Private balcony. Sleeps up to 4. Stateroom: 287 sq. ft. Balcony: 80 sq. ft.

J3 JUNIOR SUITE - ACCESSIBLE — Bedroom area with two twin beds that convert to Royal King. Full bathroom with tub. Sitting area with sofa that converts to double bed. Private balcony. Sleeps up to 4. Stateroom: 390 sq. ft. Balcony: 107 sq. ft.

BALCONY ACCOMMODATIONS

1A ULTRA SPACIOUS OCEAN VIEW WITH LARGE BALCONY — Two twin beds that convert to Royal King. Sofa converts to double, two Pullman beds, private bathroom and sitting area. Stateroom: 271 sq. ft. Balcony: 82 sq. ft.

1A ULTRA SPACIOUS OCEAN VIEW WITH LARGE BALCONY - ACCESSIBLE — Two twin beds that convert to Royal King. Sofa converts to double, two Pullman beds, private bathroom and sitting area. Stateroom: 374 sq. ft. Balcony: 108 sq. ft.

1C 2C OCEAN VIEW WITH LARGE BALCONY — Two twin beds that convert to Royal King, sitting area with sofa, full bathroom and private balcony. Stateroom: 182 sq. ft. Balcony: 80 sq. ft.

1D 2D 4D 5D 6D 7D 8D OCEAN VIEW BALCONY — Two twin beds that convert to Royal King, sitting area with sofa, full bathroom and private balcony. Stateroom: 182 sq. ft. Balcony: 50 sq. ft.

1D 2D 4D OCEAN VIEW BALCONY - ACCESSIBLE — Two twin beds that convert to Royal King, sitting area with sofa, full bathroom and private balcony. Stateroom: 272 sq. ft. Balcony: 80 sq. ft.

1I 2I 4I BOARDWALK VIEW BALCONY — Two twin beds that convert to Royal King, Central Park view balcony, sitting area, and a private bathroom. Stateroom: 182 sq. ft. Balcony: 52 sq. ft.

1I 2I BOARDWALK VIEW BALCONY - ACCESSIBLE — Two twin beds that convert to Royal King, boardwalk view balcony, sitting area, and a private bathroom. Stateroom: 274 sq. ft. Balcony: 73 sq. ft.

1J 2J CENTRAL PARK VIEW BALCONY — Two twin beds that convert to Royal King, boardwalk view balcony, sitting area, and a private bathroom. Stateroom: 182 sq. ft. Balcony: 52 sq. ft.

1J 2J CENTRAL PARK VIEW - ACCESSIBLE — Two twin beds that convert to Royal King, Central Park view balcony, sitting area, and a private bathroom. Stateroom: 274 sq. ft. Balcony: 86 sq. ft.

OCEAN VIEW ACCOMODATIONS

1K ULTRA SPACIOUS OCEAN VIEW — Two twin beds that convert to Royal King. Sofa converts to double, two Pullman beds, private bathroom and sitting area. Stateroom: 271 sq. ft.

1N 2N 6N OCEAN VIEW — Two twin beds that convert to Royal King, private bathroom and sitting area. Stateroom: 179 sq. ft.

1N 2N OCEAN VIEW - ACCESSIBLE — Two twin beds that convert to Royal King, private bathroom and sitting area. Stateroom: 264 sq. ft.

2O STUDIO OCEAN VIEW — Full size bed and full bathroom. Single occupancy stateroom, no single supplement required. Can sleep up to 2. Stateroom: 96 sq. ft.

INTERIOR ACCOMODATIONS

1R SPACIOUS INTERIOR — Two twin beds that convert to Royal King. Sofa converts to double, two Pullman beds, private bathroom and sitting area. Stateroom: 260 sq. ft.

1S CENTRAL PARK VIEW INTERIOR — Two twin beds that convert to Royal King, Central Park view, sitting area, and a private bathroom. Stateroom: 199 sq. ft.

1T PROMENADE VIEW INTERIOR — Two twin beds that convert to Royal King, private bathroom and sitting area. Stateroom: 191 sq. ft.

4U INTERIOR WITH VIRTUAL BALCONY — A high-definition screen that spans nearly floor to ceiling, providing real-time views of the ocean and destinations. Two twin beds that convert to Royal King, private bathroom and sitting area with sofa. Stateroom: 172 sq. ft.

4U INTERIOR WITH VIRTUAL BALCONY - ACCESSIBLE — A high-definition screen that spans nearly floor to ceiling, providing real-time views of the ocean and destinations. Two twin beds that convert to Royal King, private bathroom and sitting area with sofa. Stateroom: 258 sq. ft.

1V 2V 3V 4V 6V INTERIOR — Two twin beds that convert to Royal King, private bathroom and sitting area. Stateroom: 140 sq. ft.

1V 2V 6V INTERIOR - ACCESSIBLE — Two twin beds that convert to Royal King, private bathroom and sitting area. Stateroom: 258 sq. ft.

2W STUDIO INTERIOR — Full size bed and full bathroom. Enjoy Virtual Views of real-time scenery via your flat-screen television. Single occupancy stateroom, no single supplement required. Can sleep up to 1. Stateroom: 96 sq. ft.