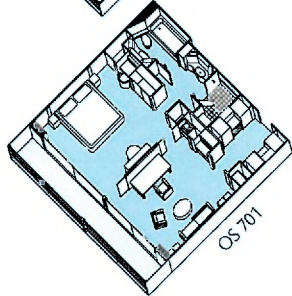
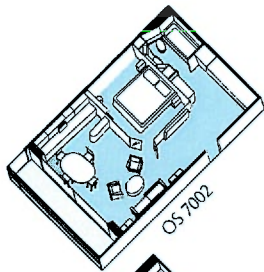


DECK PLANS

m/s Paul Gauguin



Owner's Suites (2)

Owner's Suites include Butler service.

CATEGORY OS 7002 (588 square feet)

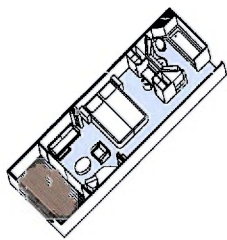
Stateroom: 531 sq. ft. | Veranda: 57 sq. ft.

Bathroom includes a full-size tub and dressing area.

CATEGORY OS 701 (534 square feet)

Stateroom: 457 sq. ft. | Veranda: 77 sq. ft.

Bathroom includes a separate shower and a dressing area.



Veranda Stateroom (17)

Veranda Staterooms include Butler service.

CATEGORY B (305 sq. ft.)

Stateroom: 249 sq. ft. | Veranda: 56 sq. ft.

CATEGORY B 7003 (303 sq. ft.)

Stateroom: 256 sq. ft. | Veranda: 47 sq. ft.

Stateroom 7003 features a shower stall with no tub.

TRIPLE OCCUPANCY STATEROOMS

Loveseat-convertible beds are available in the following staterooms:

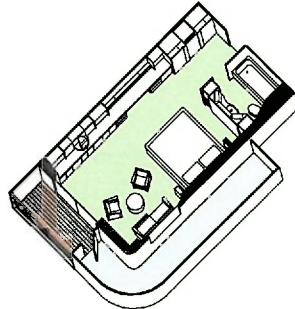
- All Categories OS, GS, A, and B
- Category C: 12 staterooms (those ending in 6 and 8 – with the exception of 7006 and 766)
- Category D: 5 staterooms (those ending in 6 and 8)
- Category E: 11 staterooms (those ending in 5, 6 and 8 – with the exception of 415)

Note: Loveseat beds are slightly smaller than a standard twin bed but can comfortably accommodate an average-size adult.

♿ One wheelchair-accessible stateroom (415) is available.

Categories B and above include Butler service.

- Denotes staterooms with choice of queen-bed or twin-bed configuration. All other staterooms are queen-bed configuration.



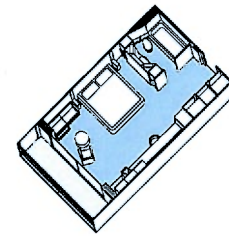
Grand Suite (2)

Grand Suites include Butler service.

CATEGORY GS (529 sq. ft.)

Stateroom: 332 sq. ft. | Veranda: 197 sq. ft.

Paul Gauguin Suite (801),
Flora Tristan Suite (802).



Veranda Suite (5)

Veranda Suites include Butler service.

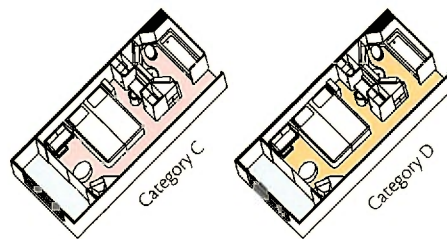
CATEGORY A (358 sq. ft.)

Stateroom: 300 sq. ft. | Veranda: 58 sq. ft.

CATEGORY A 7004 (349 sq. ft.)

Stateroom: 296 sq. ft. | Veranda: 53 sq. ft.

Tahiti Suite (709), Pont Avent Suite (710),
Atuona Suite (711), Arles Suite (712)



Balcony Stateroom (63)

CATEGORY C & D (239 sq. ft.)

Stateroom: 202 sq. ft. | Veranda: 37 sq. ft.

Staterooms ending in 6 & 8 have a third berth (except 7006 & 766). The following staterooms vary in size and feature shower stall with no tub:

7006 (stateroom 206 sq. ft. – balcony 37 sq. ft.) features a very small bathroom with shower only

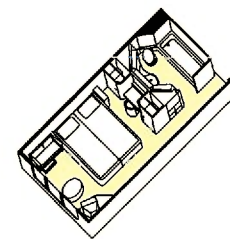
763 (stateroom 186 sq. ft. – balcony 75 sq. ft.)

764 (stateroom 188 sq. ft. – balcony 75 sq. ft.)

765 (stateroom 221 sq. ft. – balcony 74 sq. ft.)

766 (stateroom 216 sq. ft. – balcony 70 sq. ft.)

767 (stateroom 229 sq. ft. – balcony 74 sq. ft.)



Window Stateroom (37)

CATEGORY E (200 sq. ft.)

Stateroom: 202 sq. ft. with picture window

Stateroom 415 is slightly larger (225 sq. ft.) and is wheelchair accessible.

- Category F (quantity 14) is same size and layout with two portholes.

DECK PLANS

m/s Paul Gauguin

