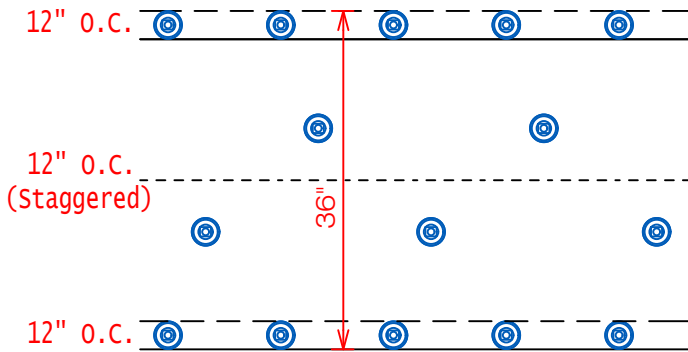


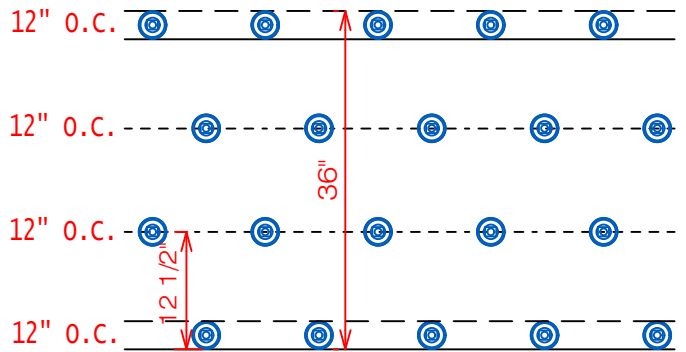
FIELD FASTENING

1. FASTEN SIDE LAPS (THROUGH BOTH SHEETS) AT 12 IN. O.C.
2. INSTALL 2 INTERMEDIATE ROWS OF FASTENERS STAGGERED BETWEEN EACH ROW AT 12 IN. O.C.



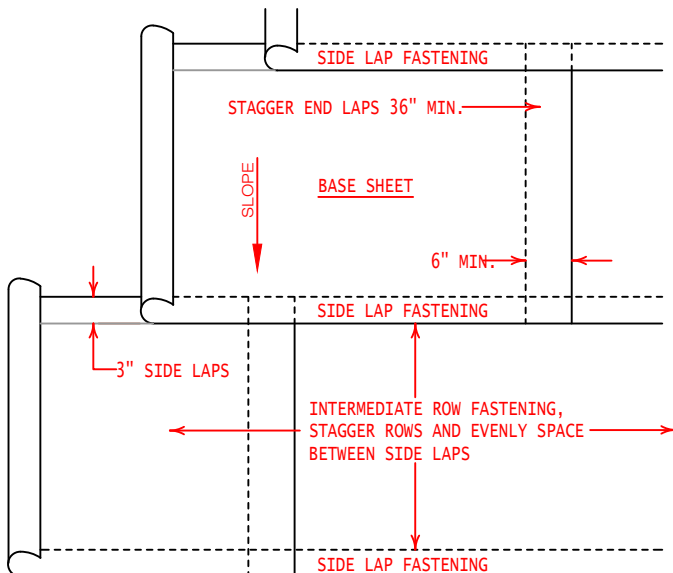
PERIMETER FASTENING

1. FASTEN SIDE LAPS (THROUGH BOTH SHEETS) AT 12 IN. O.C.
2. INSTALL 2 INTERMEDIATE ROWS OF FASTENERS STAGGERED BETWEEN EACH ROW AT 12 IN. O.C. WITHIN THE SPECIFIED WIDTH OF ALL EXTERIOR PERIMETERS.



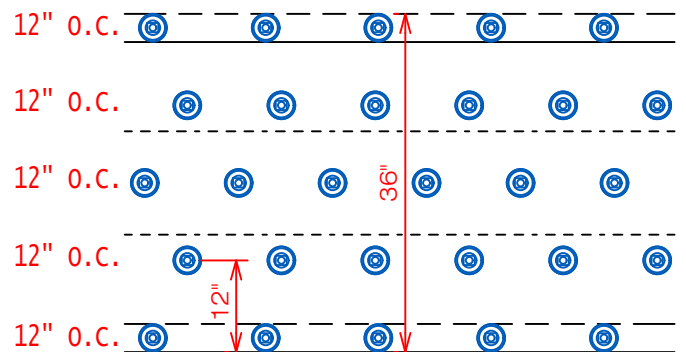
NOTES:

- A. MAINTAIN 3" MIN. SIDE LAPS.
- B. MAINTAIN 6" MIN. END LAPS.
- C. END LAPS SHALL BE OFFSET AND STAGGERED 36" MIN.
- D. INTERMEDIATE ROW FASTENING IN THE FIELD OF THE BASE SHEET SHALL BE EVENLY STAGGERED.



CORNER FASTENING (IF REQUIRED)

1. FASTEN SIDE LAPS (THROUGH BOTH SHEETS) AT 12 IN. O.C.
2. INSTALL 3 INTERMEDIATE ROWS OF FASTENERS STAGGERED BETWEEN EACH ROW AT 12 IN. O.C. WITHIN A SPECIFIED CORNER AREA.



GENERAL REFERENCE:
 "FTR GS 01/21"
 APPLICABLE SYSTEMS:
 "FTR MA 08/17"
 "FTR AD 01/21"

FTR SBS BASE SHEET ATTACHMENT

REVISES DETAIL	ISSUE DATE	DRAWING NUMBER
ALL PREVIOUS	05-11-21	FTR-DM2