

DATA SHEET

BLOCK 01

NODE 04

NODE 05

NODE 06

NODE 07

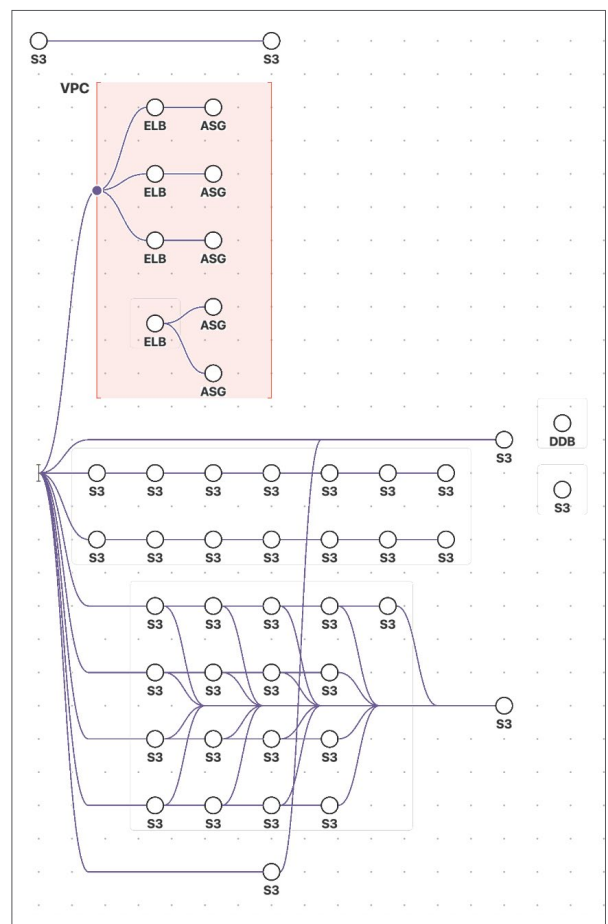
NODE 08

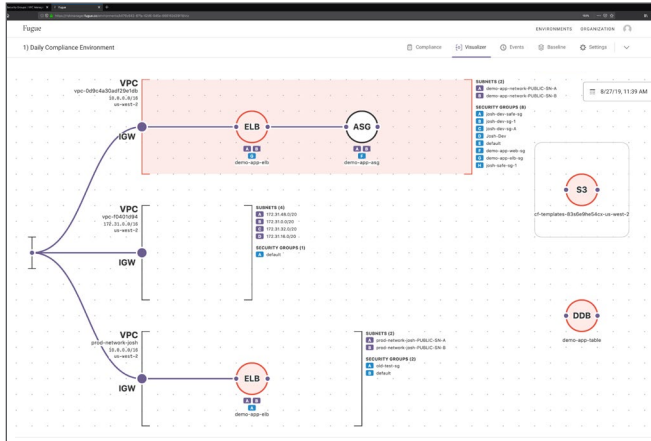
Fugue Visualizer: Auto-Generate Cloud Resource Diagrams

Visualizing your cloud resources does not need to be complex and laborious. With the Fugue visualizer, DevOps teams, security engineers, and compliance analysts can auto-generate visual diagrams of their cloud resources.

Identify Misconfigurations or Compliance Violations

The longer misconfigurations or configuration drift events are not addressed, the greater the risk for a security breach. The visualizer provides dynamic diagrams to help teams better understand these violations and prioritize remediation. Organizations can inspect resource configurations and relationships to view cloud resources that contain compliance violations and security-related configurations. Diagrams can be generated regardless of the size of your cloud environment. The feature is designed to optimize your screen space by providing a collapsed view of unconnected resources.

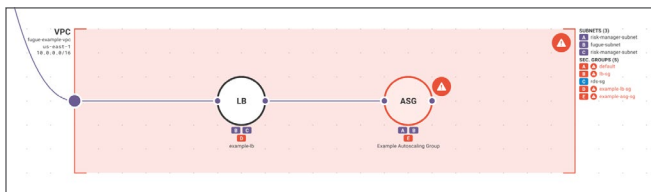




For example, an environment may have 10 unconnected AWS S3 buckets. Users will see a collapsed view of the 10 AWS S3 buckets where they are grouped together as 1 consolidated AWS S3 bucket. Clicking the 1 grouped AWS S3 bucket expands the user's view to display the 10 AWS S3 buckets ungrouped.

Understanding Your Cloud Resources

With Fugue's visualizer, teams can gain the full picture of their cloud environment. They can map the current cloud resources, zoom into details on configurations, and identify resource relationships. Interactive diagrams provide visibility into an ever-changing cloud environment and can be automatically generated for new and existing cloud environments.



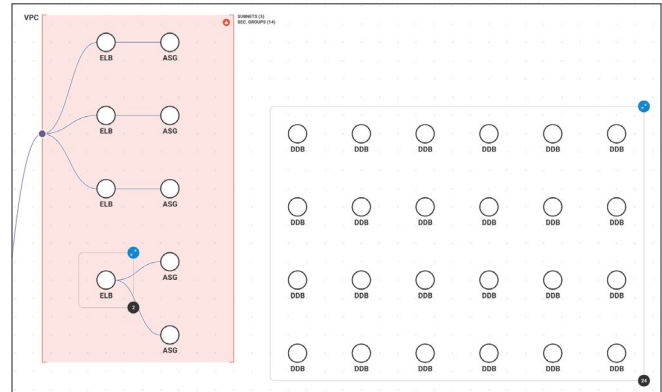
About Fugue

Fugue ensures that cloud infrastructure stays in continuous compliance with enterprise security policies. Our product identifies security risks and compliance violations, and enables infrastructure baselines for managing unwanted configuration changes and providing enforcement with self-healing capabilities. Customers such as SparkPost, PBS, and SAP NS2 trust Fugue to protect their cloud environments against security risks and compliance violations.



Demonstrate Compliance

Compliance teams can quickly audit their cloud environments for potential violations and generate architecture diagrams to prove compliance with NIST 800-53, CIS AWS, CIS Azure Foundations Benchmark, PCI, HIPAA, SOC 2, GDPR, ISO 27001, and other compliance standards. Auto-generated diagrams are available for sharing with executives and auditors as proof of compliance.



Understanding Infrastructure Changes

Your cloud infrastructure environment is constantly changing and your cloud teams are continuously updating their applications and making changes on an hourly or daily basis. While all of these changes are great for innovation and help to maintain your competitive edge, understanding and validating changes can be a challenge.

With the Fugue visualizer, DevOps teams can easily validate that the intended changes were made. And security and compliance teams can quickly determine if the changes have created infrastructure vulnerabilities or compliance risks.

To learn more about how the Fugue visualizer can help enterprises identify and eliminate cloud risks, sign up for a complimentary security check: <https://resources.fugue.co/free-infrastructure-compliance-check>.