

Simpler. Safer. Smarter.



More and more customers need to upgrade their existing electrical systems to meet growing power demands. The digital age, coupled with an aging infrastructure, is driving these opportunities. However, upgrading existing panelboards can present many challenges for facility managers.

Many older facilities may have a distribution panel flush-mounted in plaster, concrete or even block walls. Replacing the entire panel would require significant wall repair that would increase overall downtime and consume project dollars. Another concern in removing a panel is disturbing an installation that may include asbestos. This can also add time and money to the job for specialized removal.

Eaton's Pow-R-Line® 1R and 2R renovation panelboards are the first product of their kind designed specifically for use in the renovation of existing electrical systems.

This innovative solution employs a panelboard design that enables the replacement of worn and outdated circuit breakers while using the existing electrical panelboard boxes, conduits and cables.


An exclusive depth adjustment mechanism with an integrated trim assembly allows for fast, trouble-free mounting of the new panelboard into virtually any existing enclosure.

The Pow-R-Line 1R and 2R renovation panelboards eliminate the need for the demolition of existing walls, provide a clean visual installation and are UL® listed for use in other manufacturers' existing boxes.



Powering Business Worldwide

Simpler. Safer. Smarter.



Consider the challenge

Installing a new panelboard involves cutting or breaking cinder block walls to replace old enclosures, carefully cutting back conduits and cables to minimize damage to wires, and repairing or modifying walls to accommodate equipment, all while adhering to a strict timeline.

Consider the problems

Is there adequate space available for the demolition and installation of a larger panelboard?

What are the implications of an extended outage due to unknown factors during renovations?

How do you ensure that product installation meets safety standards and current codes?

Consider the renovation panelboard

Eaton's renovation panelboard allows you to upgrade protective devices while replacing worn, obsolete devices at the same time. The renovation panelboard provides a platform to introduce ground fault and arc fault circuit interrupters into your aging electrical system. We can provide additional circuits for future load growth while allowing for current system changes and additions. The labor-friendly surface- or flush-mounted renovation panelboard allows for project timeline compression, minimized labor and a clean, visual finish.

Upgrade your electrical system the simpler, safer, smarter way.

Contact your local sales office or certified Eaton distributor to learn more about the renovation panelboard.

Popular applications

The versatility of the renovation panelboard has allowed customers to upgrade panelboards in virtually all industry segments. Some of the most popular applications are:

- **Education**
K-12 schools, college campuses and dormitories
- **Healthcare**
Hospitals, medical offices and laboratories



Codes and standards

The Pow-R-Line renovation panelboard is designed to meet the following applicable industry standards and codes:

- UL 67 listed
- cUL® 67 listed
- National Electrical Code® (NEC®)
- NEMA® PB2.1
- Canadian Electrical Code (CEC)

Does your electrical upgrade project require more?


Eaton employs a network of regional panelboard and switchboard satellite facilities throughout North America. These satellite plants are specialists in custom panelboard and switchboard assemblies with the expertise and experience to meet your needs. Call us today to discover how our local satellite teams can meet your renovation needs.



Detail Showing Bracket and Adjustment Options

Panelboard features

- Available in 18, 30 and 42 circuit configurations
- Available with main breaker or main lugs up to 225 A
- Designed to eliminate the need to match existing box studs; just center in the existing enclosure and use hardware provided to secure the panel
- Innovative telescoping panel allows for simple installation in a wide range of box depths
- Depth adder brackets and enclosure extensions allow it to meet virtually any depth requirement
- Universal mounting locations of ground and neutral bars enable relocation to accommodate existing cable locations
- Concealed trim hardware is visual and safe
- Trim installs directly to panel, eliminating the need to drill or fit to existing box
- Custom trims available to meet nearly any size requirement
- Optional trim materials and paint colors available, including brushed and painted stainless steel
- Direct factory support provides smart customer solutions
- Fast delivery with optional expedited services
- Ability to manufacture one unit or hundreds of units to fit your project needs



Detail Showing Trim Mounting to Deadfront



Optional Brushed Stainless Steel Trim Showing Concealed Trim Mounting Hardware

Minimum sizing requirements

Main Device	Circuits	Amperage	Minimum Height (Inches)	Minimum Width (Inches)
MLO or MCB	18	100	19.50	14.25
MLO or MCB	30	100	26.50	14.25
MLO or MCB	42	100	33.50	14.25
MLO	18	225	22.00	14.25
MLO	30	225	28.00	14.25
MLO	42	225	34.00	14.25
MCB	18	225	30.00	14.25
MCB	30	225	36.00	14.25
MCB	42	225	42.00	14.25

Available voltage

- 480 Y/277 V three-phase, four-wire
- 208 Y/120 V three-phase, four-wire
- 240 V three-phase, three-wire
- 120 V/240 V single-phase, three-wire

How to order P1R/P2R renovation panelboards

The retrofit panelboard can be easily configured using Eaton's Bid Manager™ software. When configuring a P1R/P2R retrofit panelboard, select "Retrofit Panel" from the panel class drop-down box. When custom trim is selected, make a note on the "Notes" tab indicating the width, height and depth of the existing box. See chart for minimum size requirements.

Pow-R-Line 1R and 2R renovation panelboard accessories

- Standard Pow-R-Line 1R—fits 4.50 to 6.00 inches
- Standard Pow-R-Line 2R—fits 4.75 to 6.00 inches
- Depth adder kits available. Allows for panel to be used in boxes deeper than 6.00 inches, 1.50 depth adder to 6.00-inch depth adder
- Box collar kits allow for panel to be used in boxes less than 4.50 inches deep

Panel trim details

- Surface or flush trims available to fit any size enclosure
- Flush trims include 1.00-inch overlap per side
- Standard trim includes 12-gauge steel painted ANSI 61 grey
- Stainless trims provided as 304 standard. Optional 316 available
- Trim fastening hardware is concealed behind a lockable door
- Standard plastic lock 5155C81 and WEM2 key
- Custom panel trim and deadfront cover are installed as one assembly



Eaton
1000 Eaton Boulevard
Cleveland, OH 44122
United States
Eaton.com

© 2014 Eaton
All Rights Reserved
Printed in USA
Publication No. PA01417004E / Z15027
July 2014

EATON
Powering Business Worldwide

Eaton is a registered trademark.
All other trademarks are property of their respective owners.